

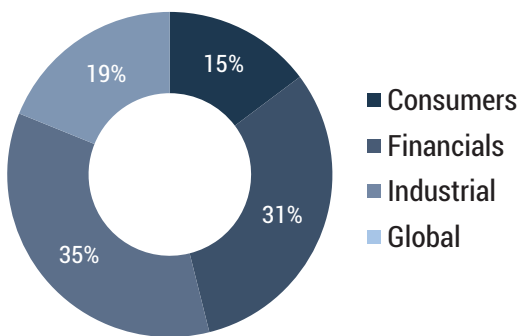
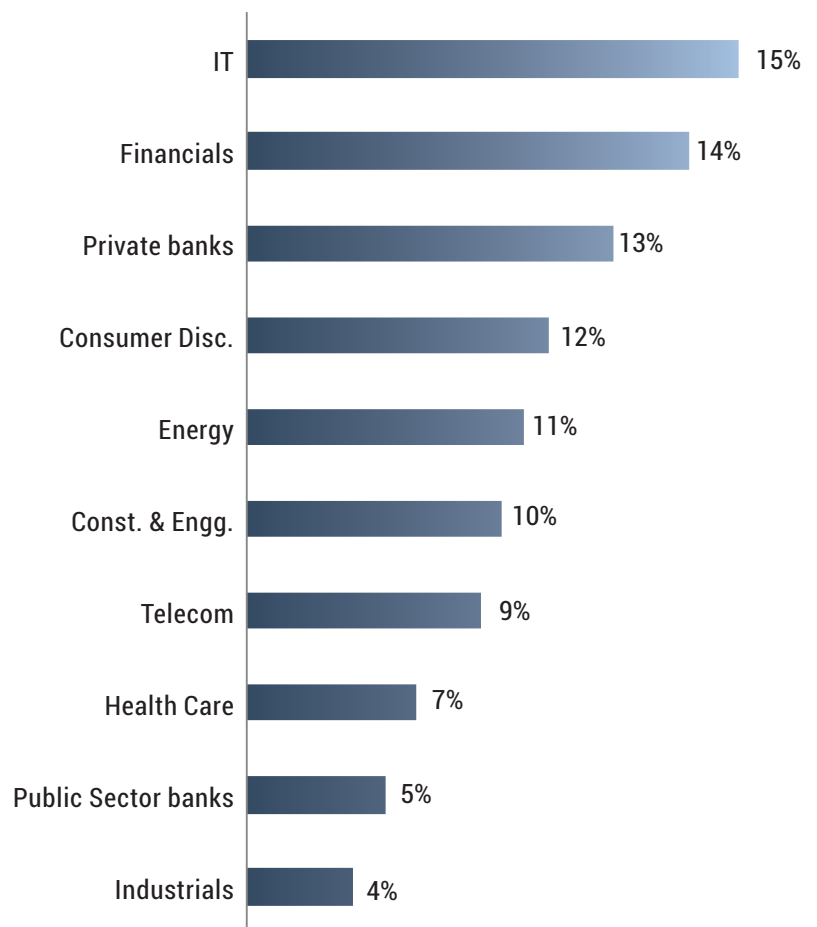
LARGE CAP STRATEGY

Large cap strategy comprises of companies those are leaders in the respective industry in which they operate. 80% weightage in this scheme is to companies those are part of Nifty Large cap 100 Index. This index constituents have high correlation (0.94) with Nifty 50 Index.

Stock Strategy: The sub-strategy consists of 15-25 stocks to provide superior returns. Maximum Weight on any stock will be +7% of its weight in the in Nifty 100 Index

Sector Strategy: +/- 10% of its weight in Nifty 100 Index

Top 10 Companies Holdings%		
STOCK	SECTOR	WEIGHT
TCS	Global	12%
RELIANCE	Industrial	11%
LT	Industrial	10%
BHARTIARTL	Industrial	9%
MCDOWELL-N	Consumers	8%
ICICIBANK	Financials	7%
BAJFINANCE	Financials	6%
HDFCBANK	Financials	5%
SBIN	Financials	5%
DMART	Consumers	5%



LARGE CAP STRATEGY

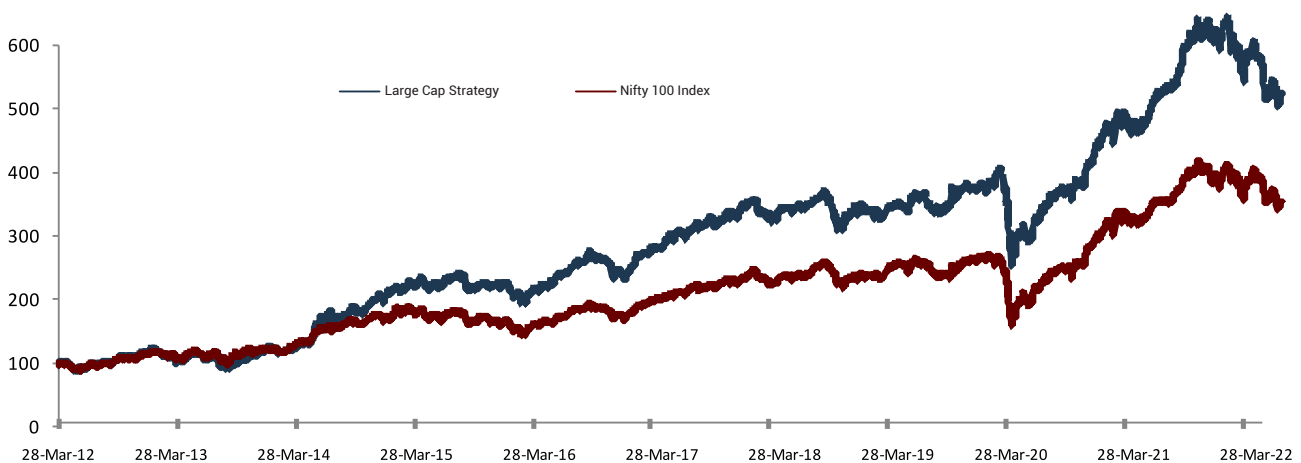
Fundamental Attributes	
Growth #	19.7%
Return On Equity @	17.9%
Valuation ^	42.1%

Portfolio Attributes	
No of Stocks	16
% Assets in top 10 holdings	78%
% Assets in Next 5 holdings	19%

Price Performance Vs Benchmark (June 2022)		
	Large Cap Portfolio	Nifty 100
1 Year	-0.4	-0.2
3 Years	12.1	10.3
4 Years	10.3	9.7
5 Years	11.3	10.1
7 Years	11.5	9.5
Since Inception (28 March 2012)	15.9	11.8

Performance Attributes		
	Portfolio	Benchmark
Alpha	4.1	
Beta	0.98	
R - Square	83.3	
Sharpe	0.9	0.7
Standard Deviation	18.0	16.8
Max Drawdown	-35.3	-38.1
Price/Earnings Ratio	25.2	
Annual tracking Error	7.4	
Information Ratio	0.6	

Please note: 1yr - ABSOLUTE returns & the rest - CAGR returns



Rs.1 crore invested in Large cap Strategy at inception is worth Rs.4.5 Cr. as on 30th June 2022. For the same period Rs.1 Cr. invested in Nifty 100 Index is now worth Rs.3.1 Cr.