

MULTI CAP

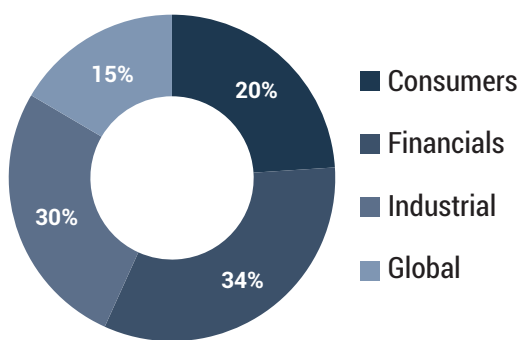
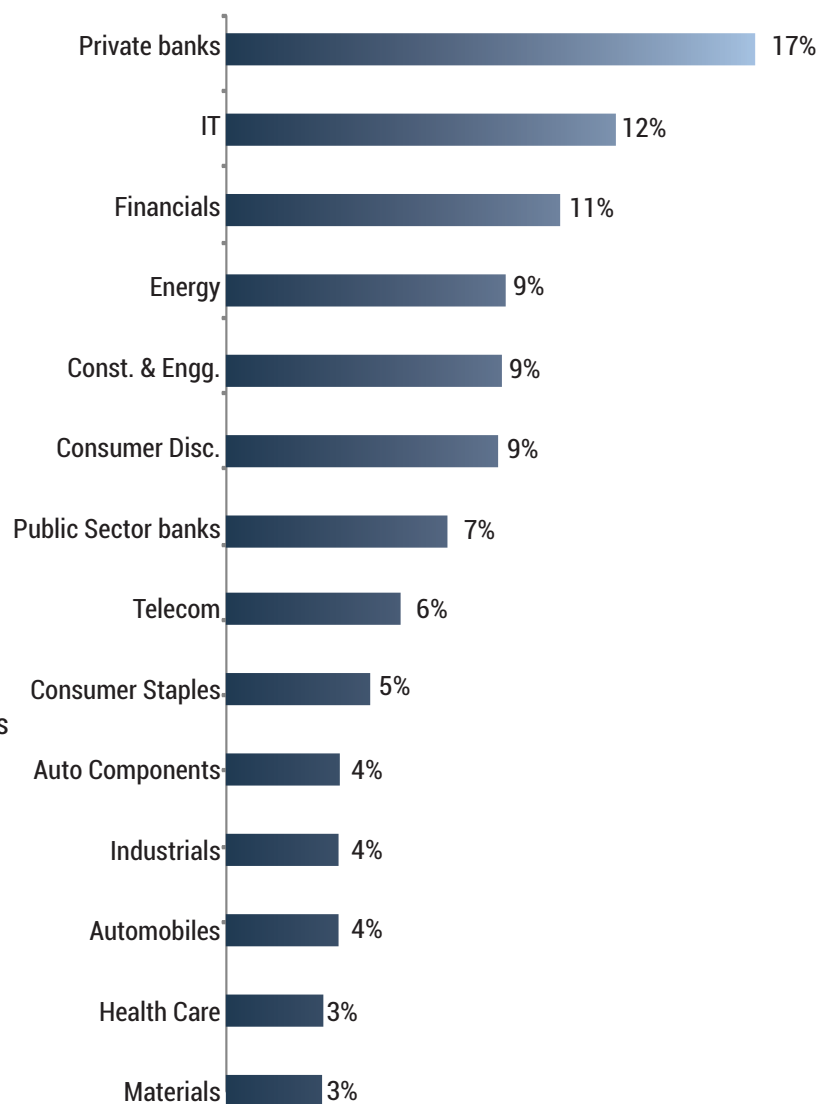
GROWTH-IN-VALUE STRATEGY

Multi cap investing provides the opportunity to take an optimum investment exposure across various market capitalization of Indian listed companies along with diversified industries' representation inside the investment basket. 80% weightage in this strategy is to companies those that are a part of the Nifty 500 Index.

Stock Strategy: The sub-strategy consists of 20-30 stocks to provide superior returns. Maximum Weight on any stock will be +10% of its weight in the in Nifty 500 Index

Sector Strategy: +/- 10% of its weight in Nifty 500 Index.

Top 10 Companies Holdings%		
STOCK	SECTOR	WEIGHT
HDFCBANK	Financials	9%
RELIANCE	Industrial	9%
ICICIBANK	Financials	8%
SBIN	Financials	7%
SBILIFE	Financials	7%
INFY	Global	6%
LT	Industrial	6%
BHARTIARTL	Industrial	6%
BRITANNIA	Consumers	5%
MCDOWELL-N	Consumers	4%



MULTI CAP

GROWTH-IN-VALUE STRATEGY

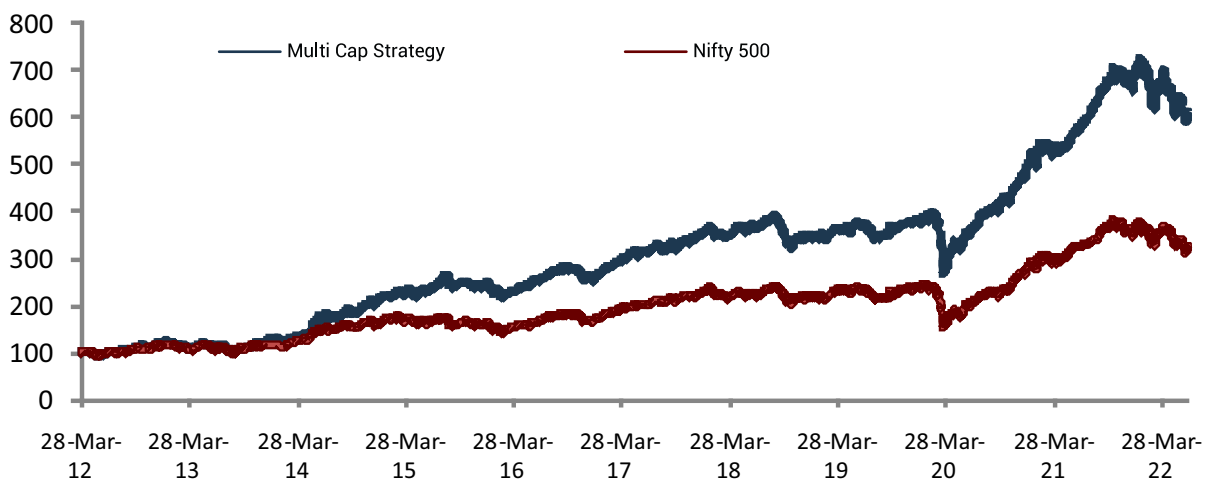
Fundamental Attributes	
Growth	21.0%
Return on Equity	16.6%
Valuation with percentage	41.7%

Portfolio Attributes	
No of Stocks	20
% Assets in top 10 holdings	66%
% Assets in Next 5 holdings	20%

Price Performance Vs Benchmark (June 2022)		
	Multi Cap Portfolio	Nifty 500
1 Year	4.7	-0.6
3 Years	18.2	11.5
4 Years	13.6	9.9
5 Years	14.3	9.9
7 Years	14.5	9.9
Since Inception (28 March 2012)	19.2	12.2

Performance Attributes		
	Portfolio	Benchmark
Alpha	7.1	
Beta	0.94	
R - Square	84.2	
Sharpe	1.1	0.7
Standard Deviation	17.8	17.4
Max Drawdown	-34.3	-38.3
Price/Earnings Ratio	26.7	
Annual tracking Error	7.2	
Information Ratio	1.0	

Please note: 1yr - ABSOLUTE returns & the rest - CAGR returns



Rs.1 crore invested in Multi Cap Strategy at inception is worth Rs.6.1Cr. as on 30th June 2022. For the same period Rs.1 Cr. invested in Nifty 500 Index is now worth Rs.3.2cr.