

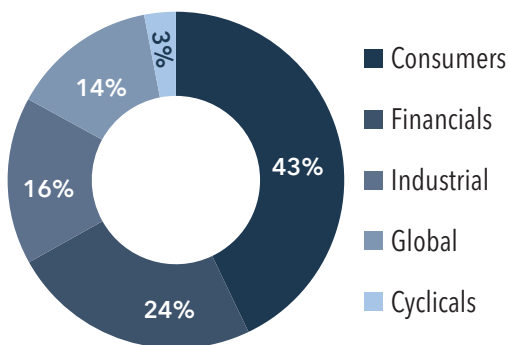
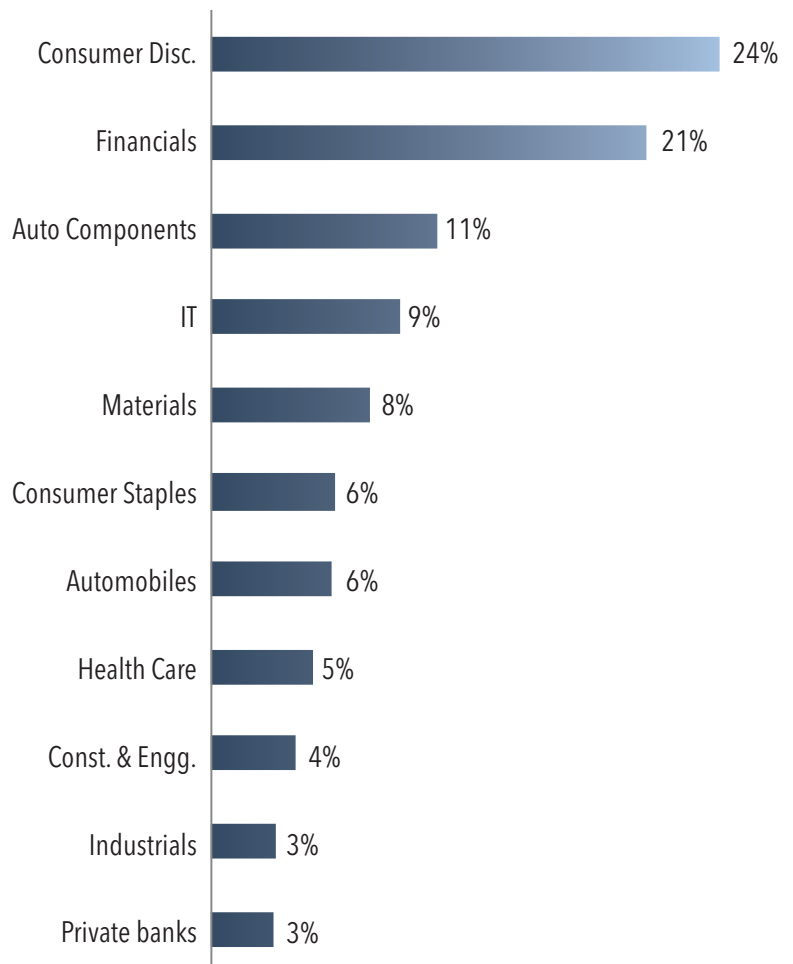
MID & SMALL CAP STRATEGY

Mid and Small Cap Strategy as the name suggests comprises of companies that are mostly part of the Nifty Mid-small-cap 400 Index. In the market cycle when the expansion phase occurs these Mid & Small Cap provide higher returns. The strategy combines high quality moat companies with high growth companies.

Stock Strategy: The sub-strategy consists of 20-30 stocks to provide superior returns.
 Maximum Weight on any stock will be +10% of its weight in the in Nifty Mid-Small 400 Index

Sector Strategy: +/- 15% of its weight in Nifty Mid-Small 400 Index.

Top 10 Companies Holdings%		
STOCK	Sector	WEIGHT
TATAELXSI	Global	6%
ZYDUSWELL	Consumers	6%
ESCORTS	Consumers	6%
VMART	Consumers	6%
SUNTV	Consumers	5%
BALKRISIND	Consumers	5%
APLLTD	Global	5%
WHIRLPOOL	Consumers	5%
CANFINHOME	Financials	5%
DIXON	Consumers	5%



MID & SMALL CAP STRATEGY

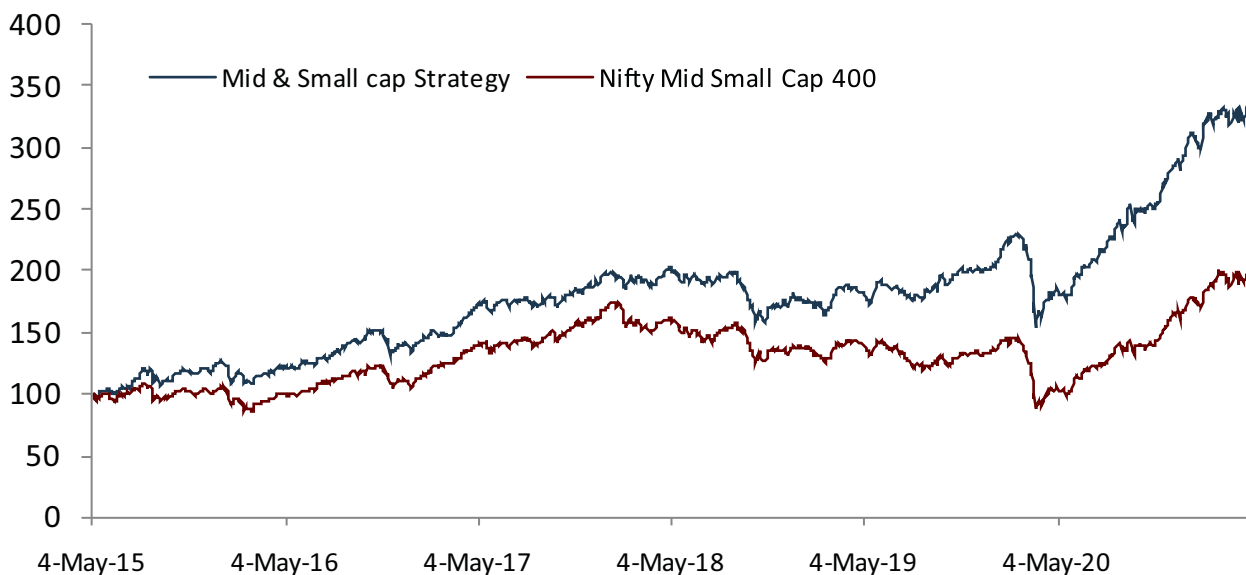
Fundamental Attributes	
Growth	21.80%
Return on Equity	19.70%
Valuation with percentage	34.40%

Portfolio Attributes	
No of Stocks	24
% Assets in top 10 holdings	53%
% Assets in Next 5 holdings	21%

Price Performance Vs Benchmark (May)		
	Mid & Small Cap Portfolio	Nifty Mid & Small 400
1 month	6.4	7.5
3 months	11.7	11.9
6 months	28.5	34.0
1 year	93.1	101.9
2 Years	37.1	22.3
3 Years	22.4	11.7
4 Years	20.7	11.6
5 Years	23.7	15.9
Since Inception (4th May 2015)	23.4	13.3

Performance Attributes		
	Portfolio	Benchmark
Alpha	10.1	
Beta	0.80	
R - Square	85.9	
Sharpe	1.2	0.6
Standard Deviation	19.8	22.9
Max Drawdown	-33.3	-50.0
Price/Earnings Ratio	24.5	
Annual tracking Error	8.7	
Information Ratio	1.2	

Please note: 1mth/3mth/6mth/1yr - ABSOLUTE returns & the rest - CAGR returns



Rs.1 crore invested in Mid & Small cap Strategy at inception is worth Rs.3.9 Cr. as on 31st May 2021. For the same period Rs.1 Cr. invested in Nifty Mid & Small 400 Index is now worth Rs.2.1 Cr.