

MULTI CAP

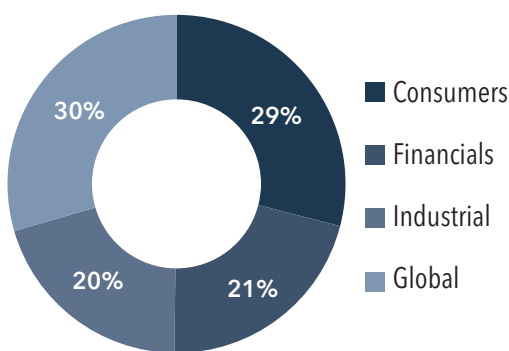
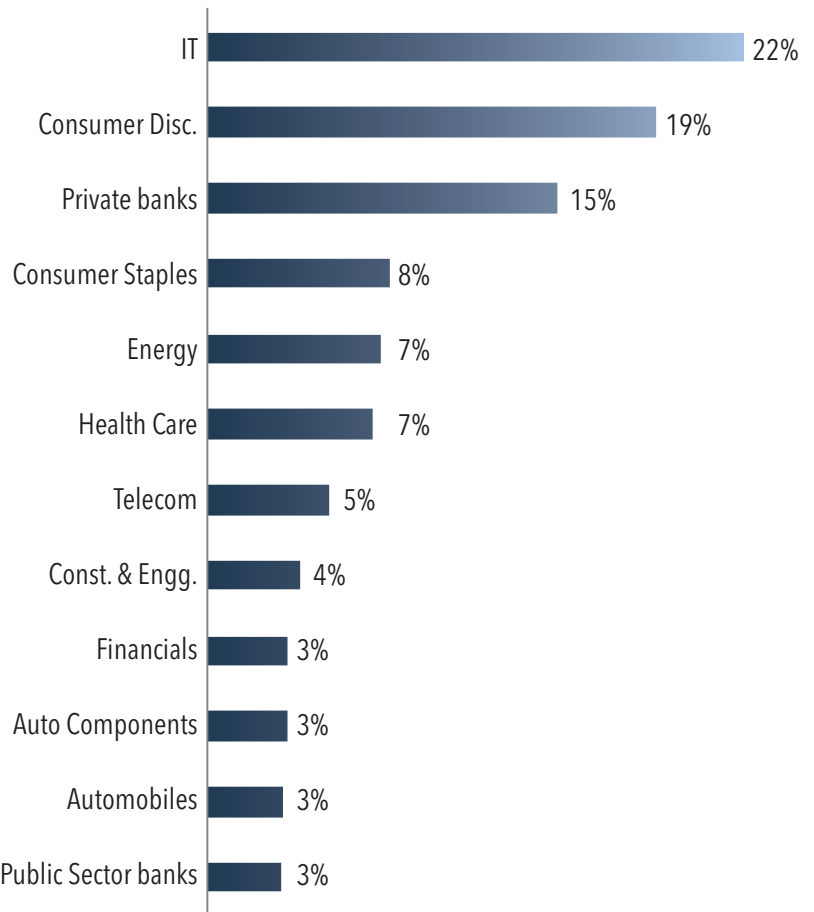
GROWTH-IN-VALUE STRATEGY

Multi cap investing provides the opportunity to take an optimum investment exposure across various market capitalization of Indian listed companies along with diversified industries' representation inside the investment basket. 80% weightage in this strategy is to companies those that are a part of the Nifty 500 Index.

Stock Strategy: The sub-strategy consists of 20-30 stocks to provide superior returns.
Maximum Weight on any stock will be +10% of its weight in the in Nifty 500 Index

Sector Strategy: +/- 10% of its weight in Nifty 500 Index.

Top 10 Companies Holdings%		
STOCK	SECTOR	WEIGHT
INFY	Global	11%
HDFCBANK	Financials	8%
RELIANCE	Industrial	7%
TECHM	Global	7%
ICICIBANK	Financials	7%
BHARTIARTL	Industrial	5%
BRITANNIA	Consumers	5%
TATAELXSI	Global	5%
DIXON	Consumers	4%
WELSPUNIND	Industrial	4%



MULTI CAP GROWTH-IN-VALUE STRATEGY

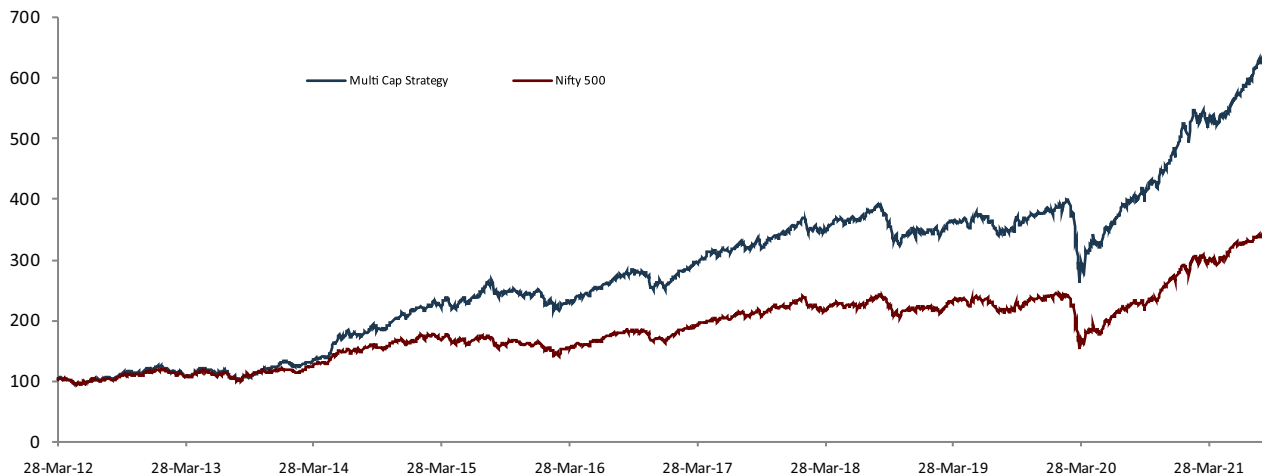
Fundamental Attributes	
Growth	20.50%
Return on Equity	18.60%
Valuation with percentage	9.80%

Portfolio Attributes	
No of Stocks	21
% Assets in top 10 holdings	63%
% Assets in Next 5 holdings	18%

Price Performance Vs Benchmark (August)		
	Multi Cap Portfolio	Nifty 500
1 month	7.1	6.5
3 months	15.8	10.1
6 months	23.0	19.5
1 year	63.1	55.3
2 Years	35.8	27.3
3 Years	18.5	13.4
4 Years	18.9	13.7
5 Years	18.5	14.2
7 years	20.1	12.6
Since Inception (28 March 2012)	21.9	14.3

Performance Attributes		
	Portfolio	Benchmark
Alpha	7.6	
Beta	0.93	
R - Square	83.5	
Sharpe	1.2	0.8
Standard Deviation	17.7	17.4
Max Drawdown	-34.3	-38.3
Price/Earnings Ratio	36.9	
Annual tracking Error	7.3	
Information Ratio	1.0	

Please note: 1mth/3mth/6mth/1yr - ABSOLUTE returns & the rest - CAGR returns



Rs. 1 crore invested in Multi Cap Strategy at inception is worth Rs. 6.4 Cr. as on 31st August 2021. For the same period Rs. 1 Cr. invested in Nifty 500 Index is now worth Rs. 3.5 cr.