

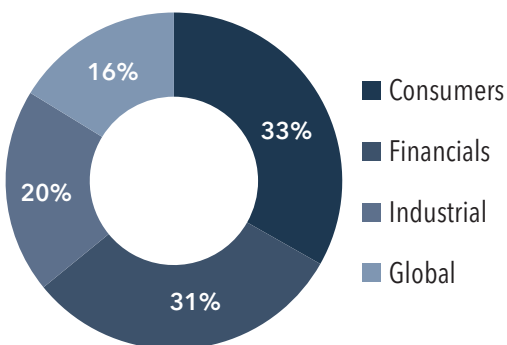
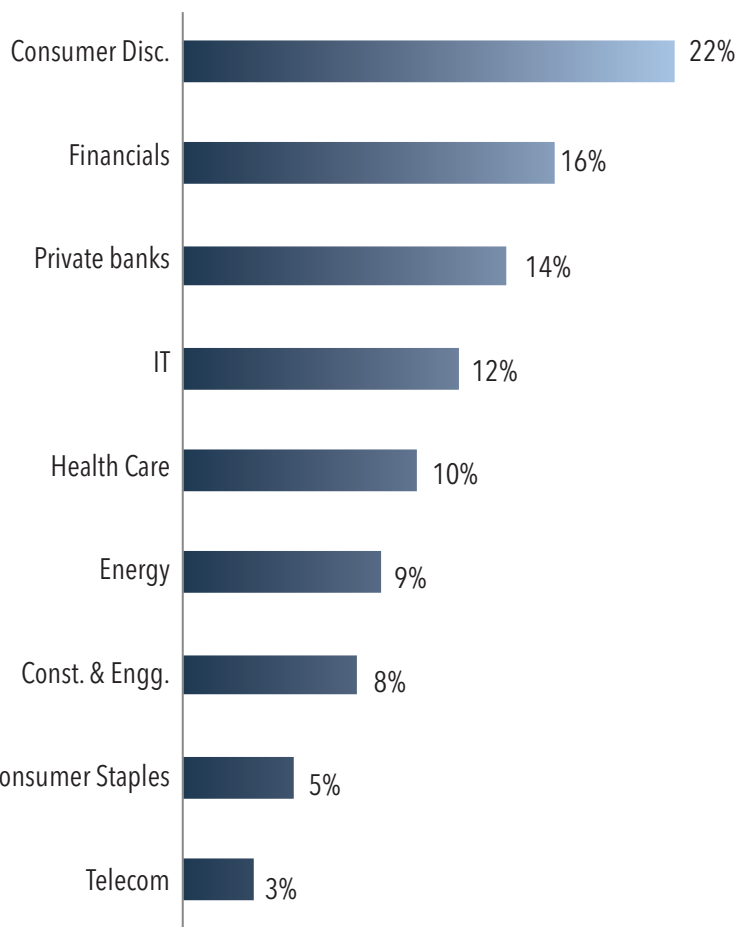
LARGE CAP STRATEGY

Large cap strategy comprises of companies those are leaders in the respective industry in which they operate. 80% weightage in this scheme is to companies those are part of Nifty Large cap 100 Index. This index constituents have high correlation (0.94) with Nifty 50 Index.

Stock Strategy: The sub-strategy consists of 15-25 stocks to provide superior returns. Maximum Weight on any stock will be +7% of its weight in the in Nifty 100 Index

Sector Strategy: +/- 10% of its weight in Nifty 100 Index

Top 10 Companies Holdings%		
STOCK	SECTOR	WEIGHT
TCS	Global	12%
DMART	Consumers	10%
HDFCBANK	Financials	9%
RELIANCE	Industrial	9%
LT	Industrial	8%
BAJFINANCE	Financials	8%
ISEC	Financials	7%
MCDOWELL-N	Consumers	6%
APOLLOHOSP	Consumers	6%
ICICIBANK	Financials	5%



LARGE CAP STRATEGY

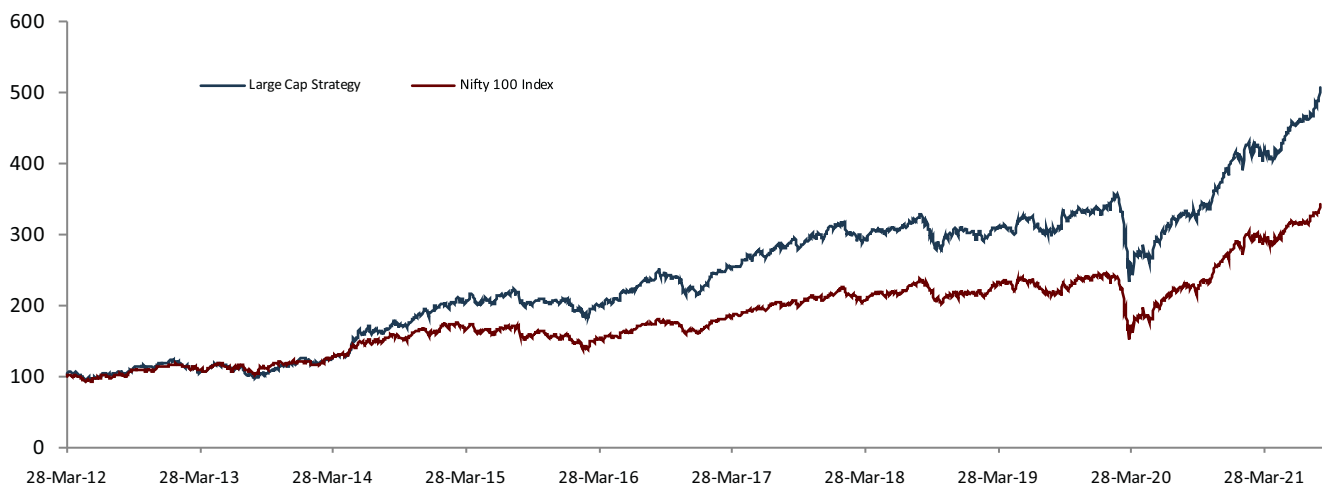
Fundamental Attributes	
Growth #	15.50%
Return On Equity @	23.80%
Valuation ^	15.40%

Portfolio Attributes	
No of Stocks	16
% Assets in top 10 holdings	80%
% Assets in Next 5 holdings	17%

Price Performance Vs Benchmark (August)		
	Multi Cap Portfolio	Nifty 500
1 month	9.9	8.3
3 months	14.1	10.0
6 months	23.2	18.4
1 year	56.1	51.1
2 Years	28.3	24.8
3 Years	15.8	13.1
4 Years	15.4	14.0
5 Years	16.0	14.1
7 years	17.4	12.0
Since Inception (28 March 2012)	18.8	13.9

Performance Attributes		
	Portfolio	Benchmark
Alpha	4.9	
Beta	0.97	
R - Square	82.9	
Sharpe	1.0	0.8
Standard Deviation	17.9	16.8
Max Drawdown	-35.3	-38.1
Price/Earnings Ratio	43.4	
Annual tracking Error	7.4	
Information Ratio	0.7	

Please note: 1mth/3mth/6mth/1yr - ABSOLUTE returns & the rest - CAGR returns



Rs.1 crore invested in Large cap Strategy at inception is worth Rs.5.06 Cr. as on 31st August 2021. For the same period Rs.1 Cr. invested in Nifty 100 Index is now worth Rs.3.4 Cr.