

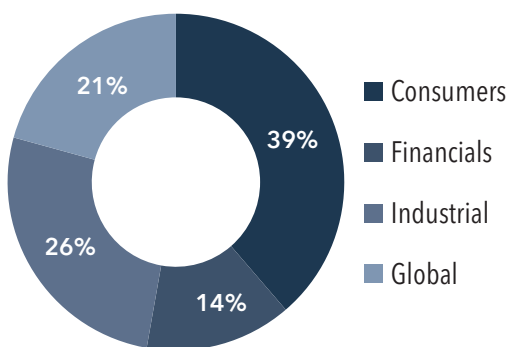
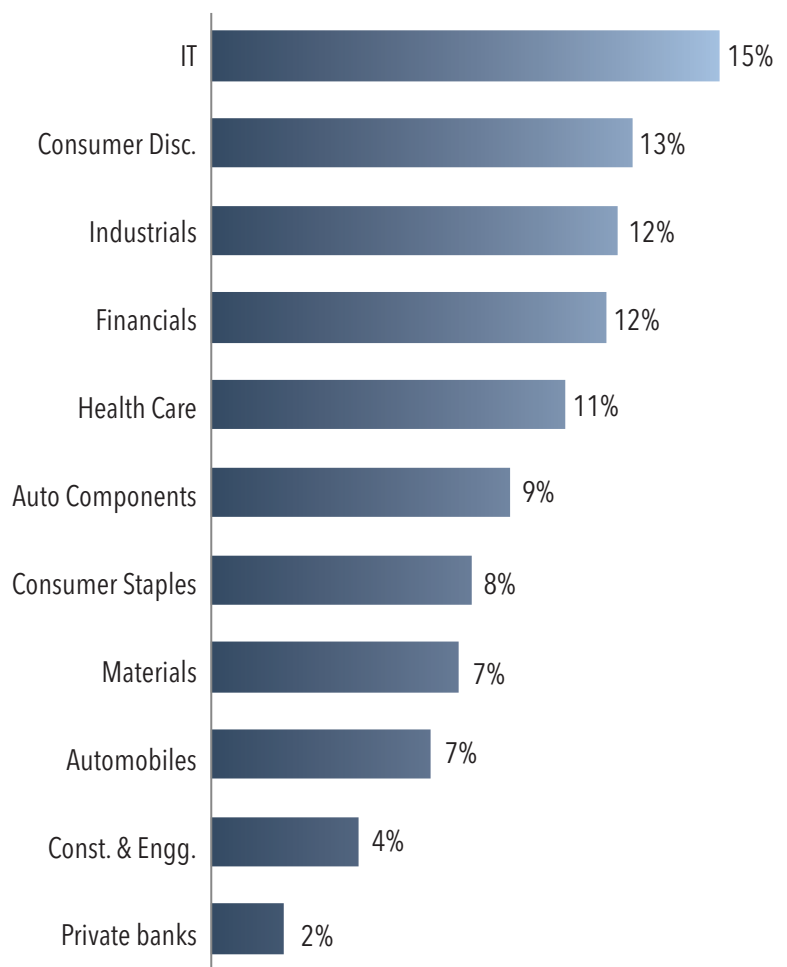
MID & SMALL CAP STRATEGY

Mid and Small Cap Strategy as the name suggests comprises of companies that are mostly past of the Nifty Mid-small-cap 400 Index. In the market cycle when the expansion phase occurs these Mid & Small Cap provide higher returns. The strategy combines high quality moat companies with high growth companies.

Stock Strategy: The sub-strategy consists of 20-30 stocks to provide superior returns.
 Maximum Weight on any stock will be +10% of its weight in the in Nifty Mid-Small 400 Index

Sector Strategy: +/-15% of its weight in Nifty Mid-Small 400 Index.

Top 10 Companies Holdings%		
STOCK	Sector	WEIGHT
VMART	Consumers	7%
ESCORTS	Consumers	7%
NAZARA	Global	7%
TATAELXSI	Global	6%
WELSPUNIND	Industrial	6%
ISEC	Financials	5%
AJANTPHARM	Global	5%
NH	Consumers	5%
ZYDUSWELL	Consumers	5%
BALKRISIND	Consumers	5%



MID & SMALL CAP STRATEGY

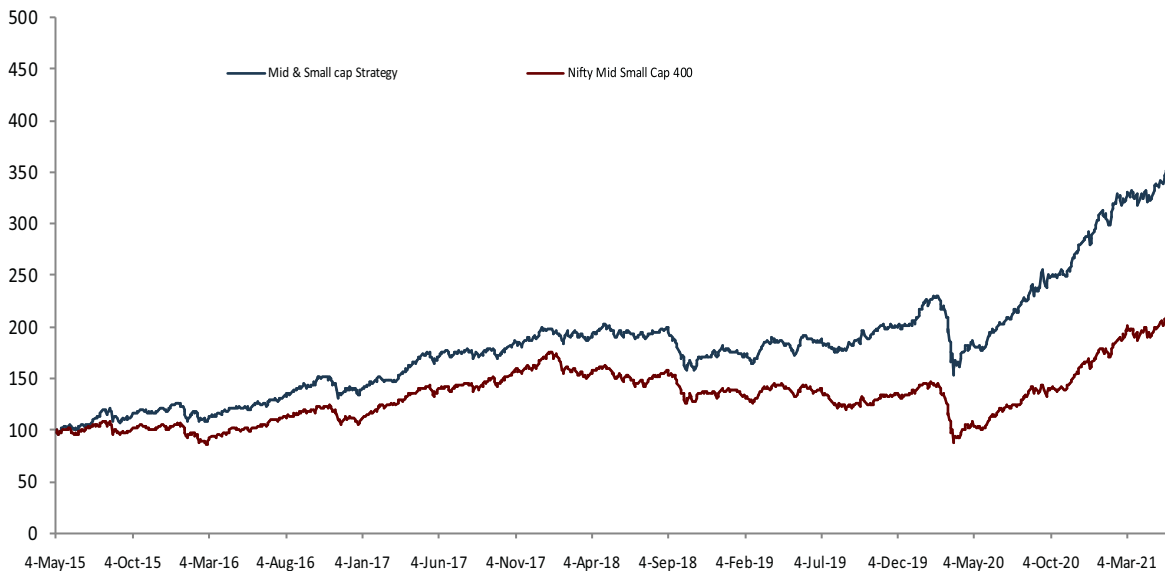
Fundamental Attributes	
Growth	25.61%
Return on Equity	18.81%
Valuation with percentage	16.59%

Portfolio Attributes	
No of Stocks	22
% Assets in top 10 holdings	58%
% Assets in Next 5 holdings	22%

Price Performance Vs Benchmark (Oct.)		
	Mid & Small Cap Portfolio	Nifty Mid & Small 400
1 month	-0.2	0.2
3 months	4.5	6.6
6 months	25.1	26.0
1 year	68.3	79.2
2 Years	44.9	36.8
3 Years	36.2	23.2
4 Years	23.0	12.3
5 Years	22.7	15.1
Since Inception (4th May 2015)	24.8	15.1

Performance Attributes		
	Portfolio	Benchmark
Alpha	9.7	
Beta	0.80	
R - Square	85.6	
Sharpe	1.3	0.7
Standard Deviation	19.5	22.5
Max Drawdown	-33.3	-50.0
Price/Earnings Ratio	51.4	
Annual tracking Error	8.6	
Information Ratio	1.1	

Please note: 1mth/3mth/6mth/1yr - ABSOLUTE returns & the rest - CAGR returns



Rs.1 crore invested in Mid & Small cap Strategy at inception is worth Rs`4.2 Cr. as on 31st October 2021. For the same period Rs.1 Cr. invested in Nifty Mid & Small 400 Index is now worth Rs.2.4Cr.