

MULTI CAP

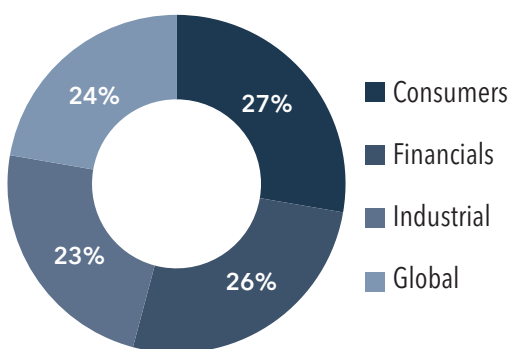
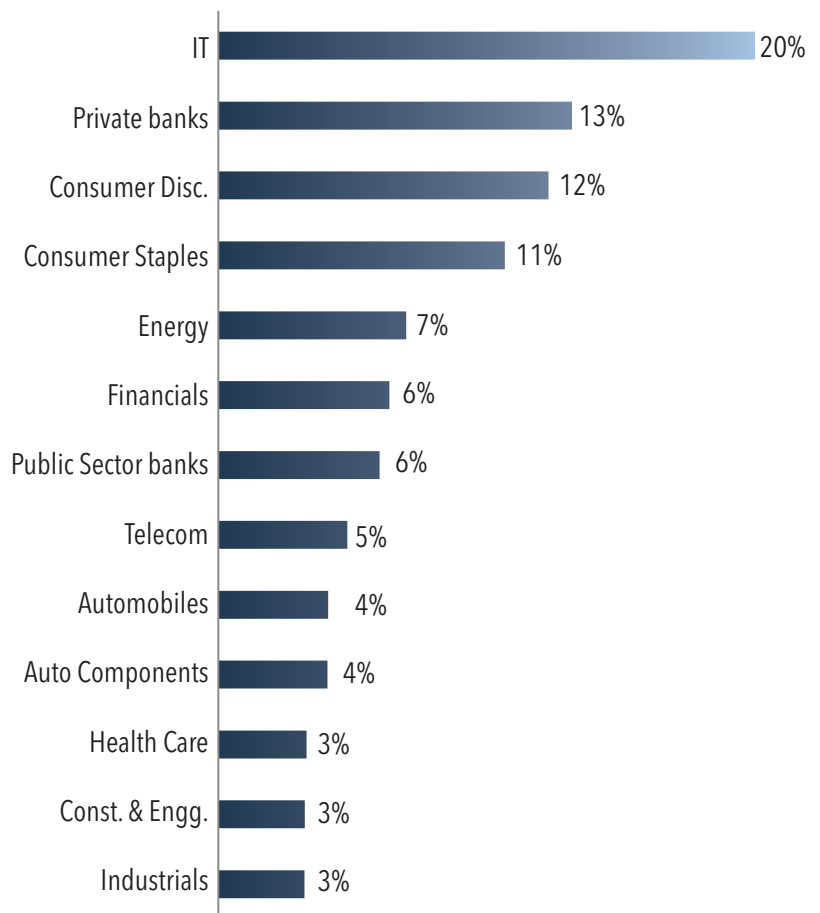
GROWTH-IN-VALUE STRATEGY

Multi cap investing provides the opportunity to take an optimum investment exposure across various market capitalization of Indian listed companies along with diversified industries' representation inside the investment basket. 80% weightage in this strategy is to companies those that are a part of the Nifty 500 Index.

Stock Strategy: The sub-strategy consists of 20-30 stocks to provide superior returns.
Maximum Weight on any stock will be +10% of its weight in the in Nifty 500 Index

Sector Strategy: +/- 10% of its weight in Nifty 500 Index.

Top 10 Companies Holdings%		
STOCK	SECTOR	WEIGHT
TECHM	Global	8%
INFY	Global	7%
HDFCBANK	Financials	7%
RELIANCE	Industrial	7%
SBILIFE	Financials	6%
ICICIBANK	Financials	6%
SBIN	Financials	6%
TATAELXSI	Global	5%
BHARTIARTL	Industrial	5%
MCDOWELL-N	Consumers	5%



MULTI CAP

GROWTH-IN-VALUE STRATEGY

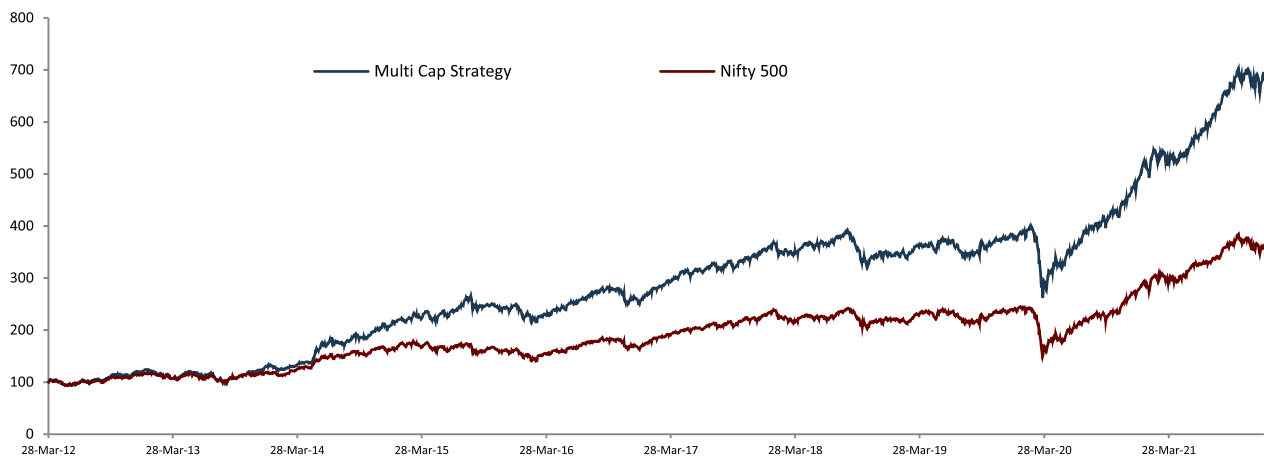
Fundamental Attributes	
Growth	22.33%
Return on Equity	17.74%
Valuation with percentage	14.10%

Portfolio Attributes	
No of Stocks	20
% Assets in top 10 holdings	63%
% Assets in Next 5 holdings	21%

Price Performance Vs Benchmark (December)		
	Multi Cap Portfolio	Nifty 500
1 month	3.0	2.4
3 months	3.7	-0.4
6 months	19.4	11.3
1 year	40.7	30.2
2 Years	35.5	23.2
3 Years	26.1	17.8
4 Years	18.2	12.1
5 Years	21.8	16.5
7 years	18.3	12.0
Since Inception (28 March 2012)	21.9	14.1

Performance Attributes		
	Portfolio	Benchmark
Alpha	7.8	
Beta	0.93	
R - Square	83.7	
Sharpe	1.3	0.8
Standard Deviation	17.5	17.3
Max Drawdown	-34.3	-38.3
Price/Earnings Ratio	36.2	
Annual tracking Error	7.2	
Information Ratio	1.1	

Please note: 1mth/3mth/6mth/1yr - ABSOLUTE returns & the rest - CAGR returns



Rs.1 crore invested in Multi Cap Strategy at inception is worth Rs.6.9Cr. as on 31st December 2021. For the same period Rs.1 Cr. invested in Nifty 500 Index is now worth Rs.3.6 cr.