

MULTI CAP

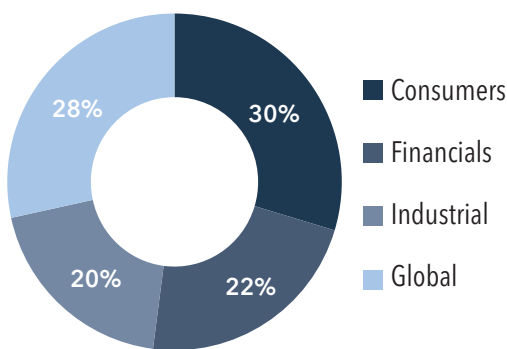
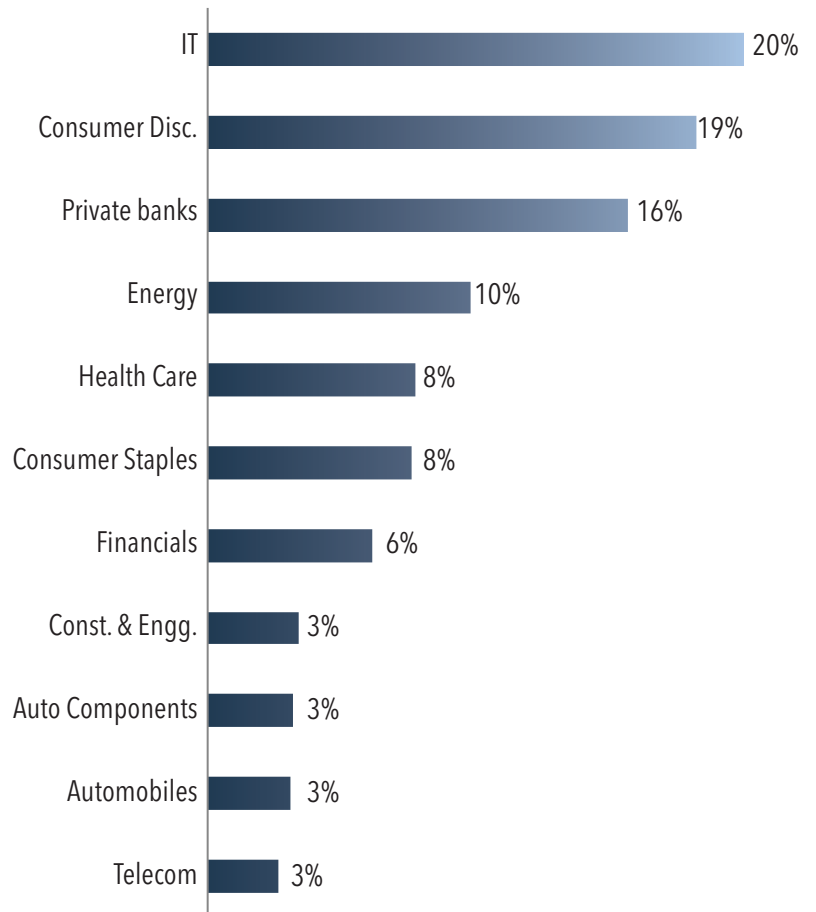
# GROWTH-IN-VALUE STRATEGY

Multi cap investing provides the opportunity to take an optimum investment exposure across various market capitalization of Indian listed companies along with diversified industries' representation inside the investment basket. 80% weightage in this strategy is to companies those that are a part of the Nifty 500 Index.

**Stock Strategy:** The sub-strategy consists of 20-30 stocks to provide superior returns.  
Maximum Weight on any stock will be +10% of its weight in the in Nifty 500 Index

**Sector Strategy:** +/- 10% of its weight in Nifty 500 Index.

Top 10 Companies Holdings%		
STOCK	SECTOR	WEIGHT
INFY	Global	10%
RELIANCE	Industrial	10%
HDFCBANK	Financials	9%
ICICIBANK	Financials	7%
HCLTECH	Global	6%
BRITANNIA	Consumers	5%
DIXON	Consumers	5%
DRREDDY	Global	4%
TATAELXSI	Global	4%
MCDOWELL-N	Consumers	4%



## MULTI CAP

# GROWTH-IN-VALUE STRATEGY

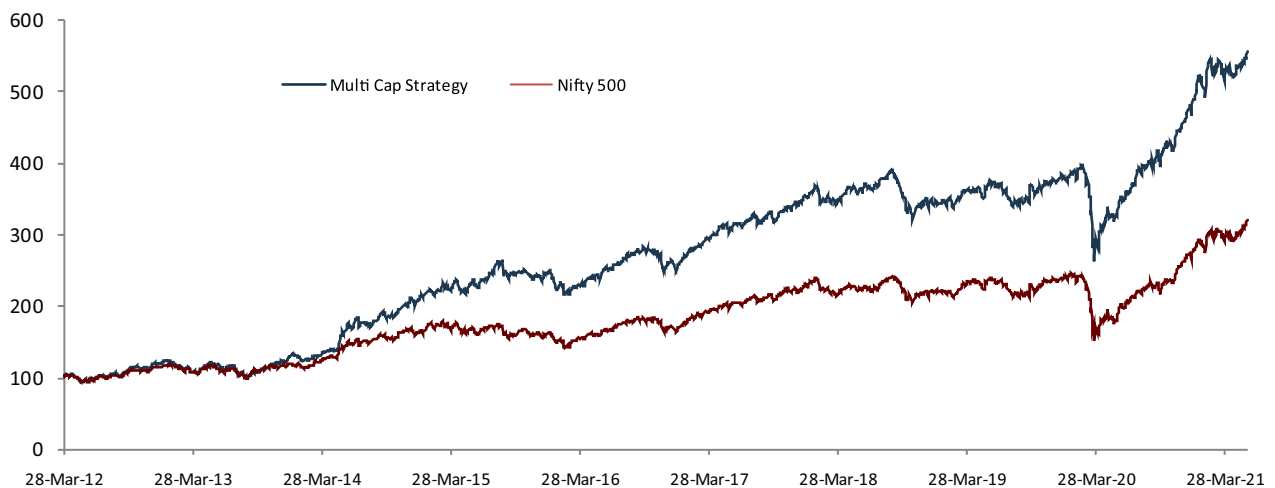
Fundamental Attributes	
Growth	17.50%
Return on Equity	20.30%
Valuation with percentage	28.90%

Portfolio Attributes	
No of Stocks	21
% Assets in top 10 holdings	65%
% Assets in Next 5 holdings	17%

Price Performance Vs Benchmark (May)		
	Multi Cap Portfolio	Nifty 500
1 month	4.6	7.0
3 months	6.3	8.6
6 months	22.5	23.4
1 year	64.4	69.1
2 Years	22.3	16.1
3 Years	14.9	12.4
4 Years	15.9	12.2
5 Years	17.5	14.2
7 years	19.3	12.5
Since Inception (28 March 2012)	20.6	13.5

Performance Attributes		
	Portfolio	Benchmark
Alpha	7.1	
Beta	0.93	
R - Square	83.8	
Sharpe	1.2	0.8
Standard Deviation	17.8	17.5
Max Drawdown	-34.3	-38.3
Price/Earnings Ratio	29.6	
Annual tracking Error	7.3	
Information Ratio	1.0	

Please note: 1mth/3mth/6mth/1yr - ABSOLUTE returns & the rest - CAGR returns



Rs. 1 crore invested in Multi Cap Strategy at inception is worth Rs. 5.6Cr. as on 31st May 2021. For the same period Rs. 1 Cr. invested in Nifty 500 Index is now worth Rs. 3.2Cr.