

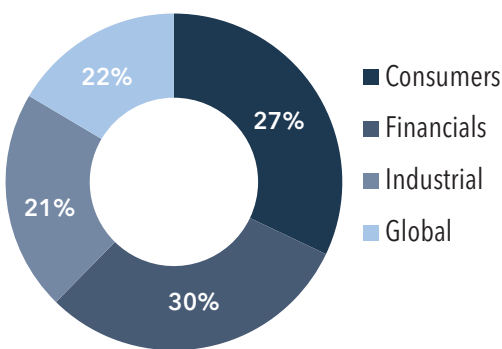
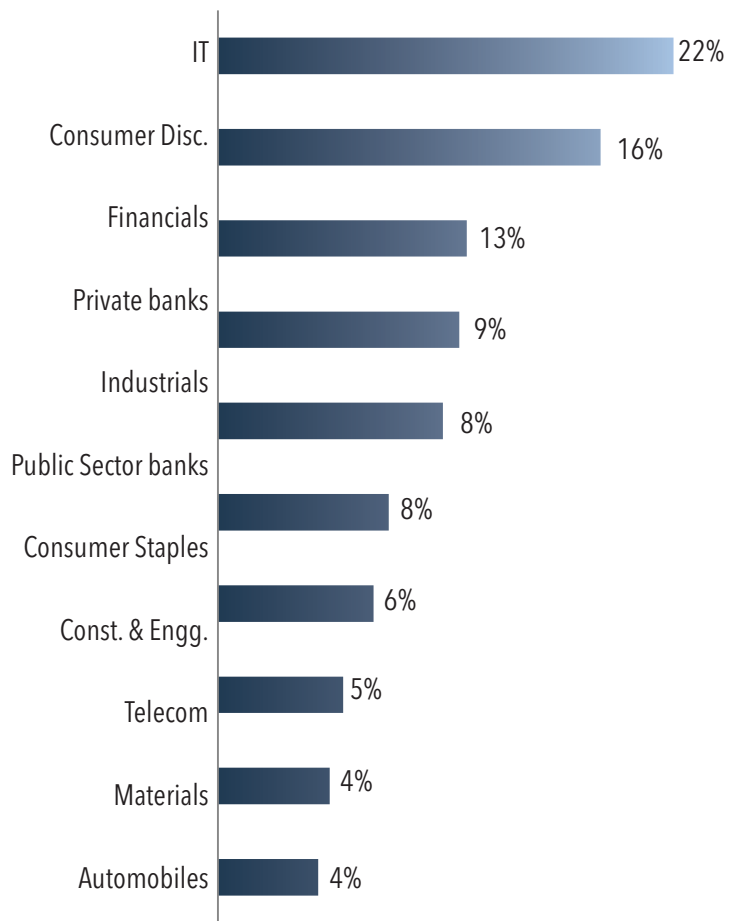
NEW INDIA GROWTH STRATEGY

New India Strategy comprises of companies that are capitalizing on the theme of Value migration by investing in companies whose business model is more aligned to newer ways of production/consumption. This strategy has multi-cap characteristics in line with Nifty 500 benchmark

Stock Strategy: The sub-strategy consists of 15-25 stocks to provide superior returns. Maximum Weight on any stock will be +7% of its weight in the in Nifty 500 Index

Sector Strategy: +/- 15% of its weight in Nifty 500 Index

Top 10 Companies Holdings%		
STOCK	SECTOR	WEIGHT
TCS	Global	10%
DMART	Consumers	9%
ICICIBANK	Financials	9%
SBIN	Financials	8%
SBILIFE	Financials	7%
HCLTECH	Global	7%
ISEC	Financials	7%
BRITANNIA	Consumers	6%
KNRCON	Industrial	5%
NAZARA	Global	5%



NEW INDIA GROWTH STRATEGY

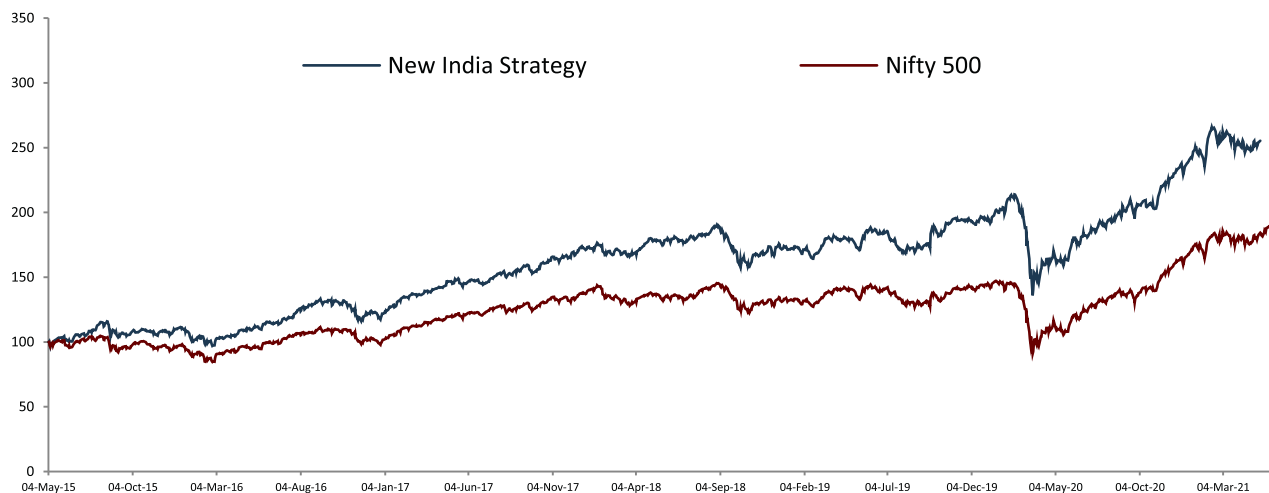
Fundamental Attributes	
Growth	27.15%
Return on Equity	19.84%
Valuation with percentage	17.06%

Portfolio Attributes	
No of Stocks	17
% Assets in top 10 holdings	72%
% Assets in Next 5 holdings	22%

Price Performance Vs Benchmark (December)		
	New India Portfolio	Nifty 500
1 month	3.7	2.4
3 months	3.9	-0.4
6 months	19.7	11.3
1 year	36.7	30.2
2 Years	30.0	23.2
3 Years	23.7	17.8
4 Years	17.4	12.1
5 Years	21.9	16.5
Since Inception (4th May 2015)	19.5	12.4

Performance Attributes		
	Portfolio	Benchmark
Alpha	7.1	
Beta	0.90	
R - Square	86.5	
Sharpe	1.1	0.7
Standard Deviation	17.4	17.9
Max Drawdown	-36.4	-38.3
Price/Earnings Ratio	44.3	
Annual tracking Error	6.6	
Information Ratio	1.1	

Please note: 1mth/3mth/6mth/1yr - ABSOLUTE returns & the rest - CAGR returns



Rs.1 crore invested in New India Strategy at inception is worth Rs.3.2Cr. as on 31st December 2021. For the same period Rs.1 Cr. invested in Nifty 500 Index is now worth Rs.2.1 Cr.