

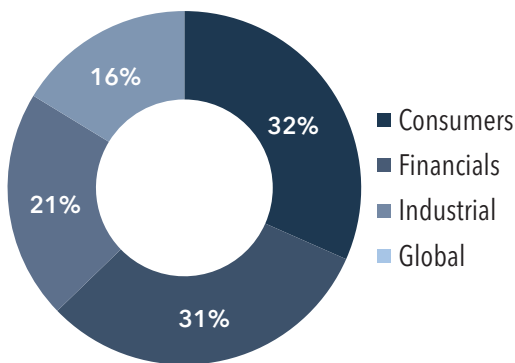
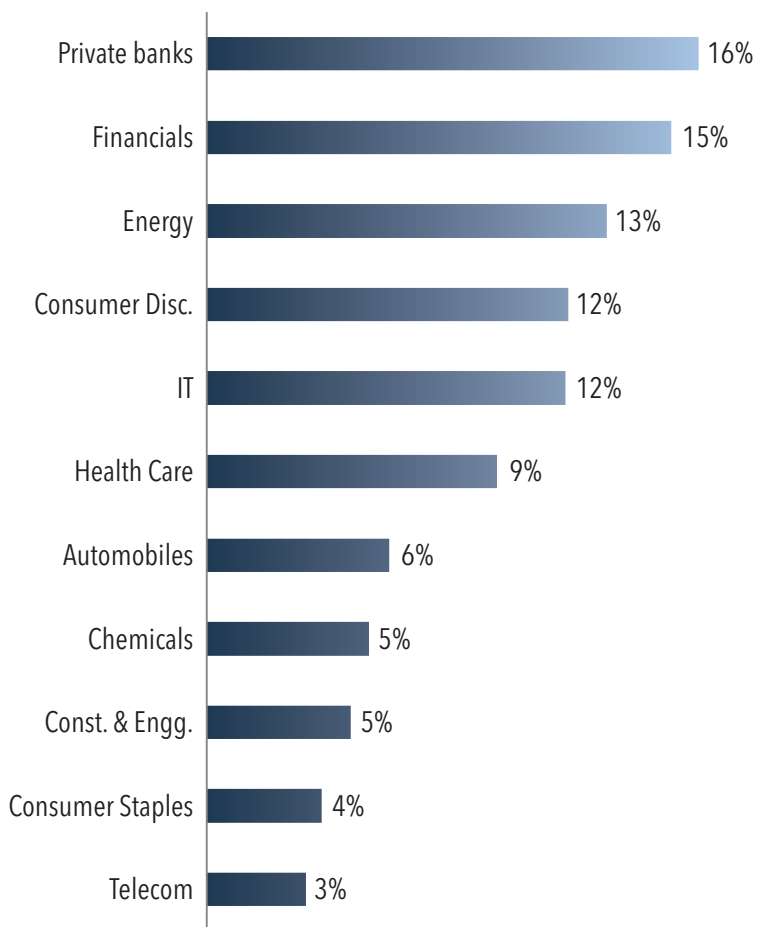
LARGE CAP STRATEGY

Large cap strategy comprises of companies those are leaders in the respective industry in which they operate. 80% weightage in this scheme is to companies those are part of Nifty Large cap 100 Index. This index constituents have high correlation (0.94) with Nifty 50 Index.

Stock Strategy: The sub-strategy consists of 15-25 stocks to provide superior returns.
Maximum Weight on any stock will be +7% of its weight in the in Nifty 100 Index

Sector Strategy: +/- 10% of its weight in Nifty 100 Index

Top 10 Companies Holdings%		
STOCK	SECTOR	WEIGHT
INFY	Global	12%
HDFCBANK	Financials	9%
RELIANCE	Industrial	7%
ICICIBANK	Financials	7%
BAJFINANCE	Financials	7%
BAJAJ-AUTO	Consumers	6%
GUJGASLTD	Industrial	5%
TITAN	Consumers	5%
ASIANPAINT	Consumers	5%
APOLLOHOSP	Consumers	5%



LARGE CAP STRATEGY

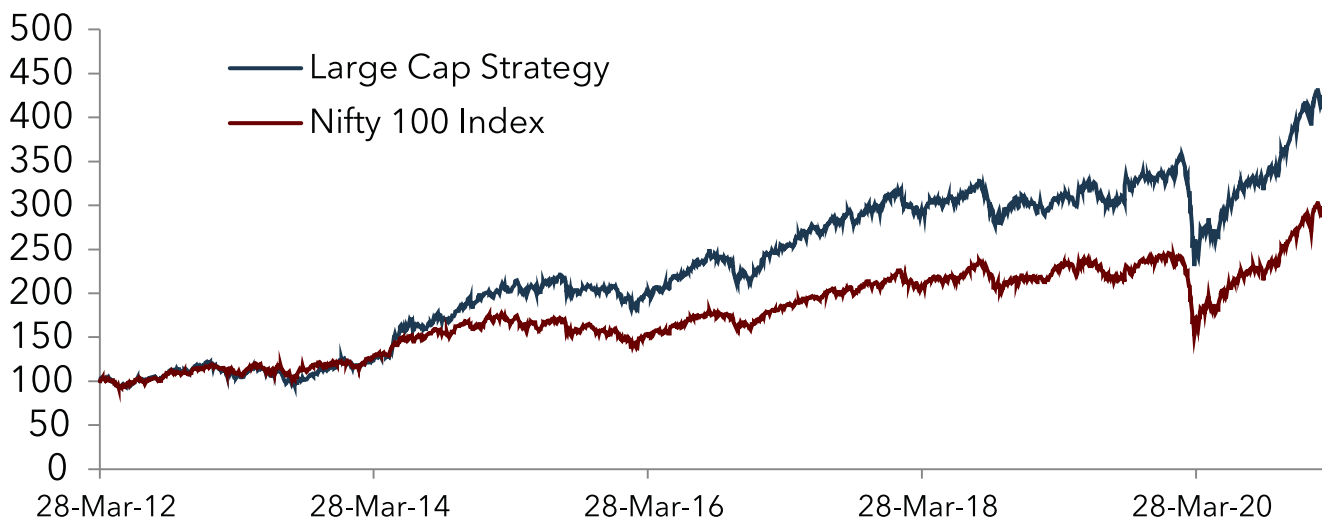
Fundamental Attributes	
Growth #	17.10%
Return On Equity @	18.30%
Valuation ^	8.80%

Portfolio Attributes	
No of Stocks	19
% Assets in top 10 holdings	68%
% Assets in Next 5 holdings	20%

Price Performance Vs Benchmark (February)		
	Large cap Portfolio	Nifty 100
1 month	5.3	6.7
3 months	11.8	12.1
6 months	26.7	27.6
1 year	23.2	29.6
2 Years	18.3	15.7
3 Years	11.1	10.5
4 Years	13.6	12.5
5 Years	17.7	15.7
7 years	19.2	13.2
Since Inception (28 march 2012)	17.2	12.6

Performance Attributes		
	Portfolio	Benchmark
Alpha	4.6	
Beta	0.97	
R - Square	82.7	
Sharpe	0.9	0.7
Standard Deviation	18.2	17.1
Max Drawdown	-35.3	-38.1
Annual tracking Error	7.6	
Information Ratio	0.6	

Please note: 1mth/3mth/6mth/1yr - ABSOLUTE returns & the rest - CAGR returns



Rs.1 crore invested in Large cap Strategy at inception is worth Rs.4.1Cr. as on 28th Feb .2021. For the same period Rs.1 Cr. invested in Nifty 100 Index is now worth Rs.2.9 Cr.