

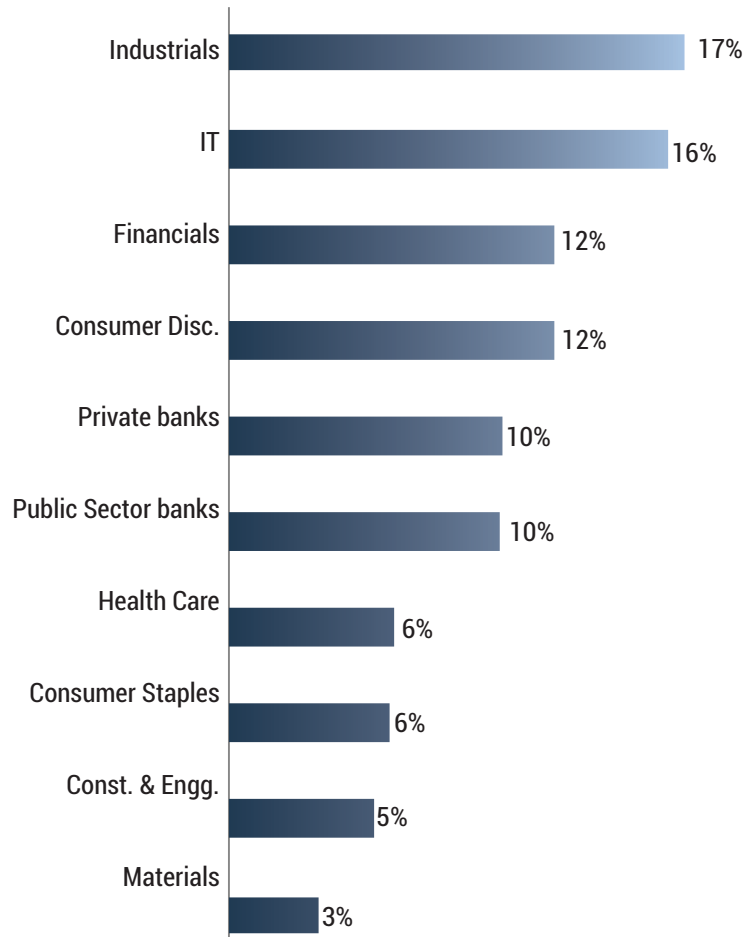
5 T x 5 T

STRATEGY

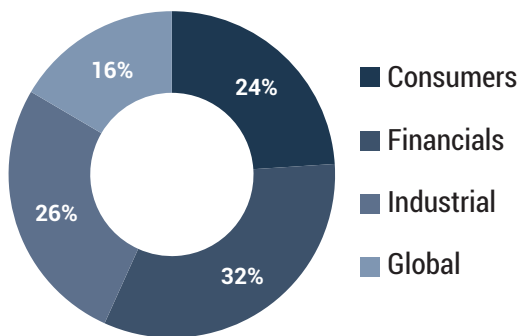
5T X 5T Strategy provides a unique theme-based investing opportunity in the Indian market. As India approaches towards becoming a 5 trillion economy by GDP, the total Market Cap of Indian companies will also set to increase by 11-12% CAGR. Some of the market cap gains will come from new listings but a large part of the gains will come from select themes. This strategy focuses on themes that should form part of India's next growth engine

Stock Strategy: The portfolio will consist of 15-20 stocks to provide superior returns. 2-6 stocks from each of the chosen 4-6 Selected Themes.

Top 10 Companies Holdings%		
STOCK	SECTOR	WEIGHT
TCS	Global	10%
ICICIBANK	Financials	10%
SBIN	Financials	10%
DMART	Consumers	8%
SBILIFE	Financials	7%
PRAJIND	Industrial	6%
NH	Consumers	6%
BRITANNIA	Consumers	6%
CUMMINSIND	Industrial	6%
KNRCON	Industrial	5%



Selected Themes for 5TX5T



5 T x 5 T

STRATEGY

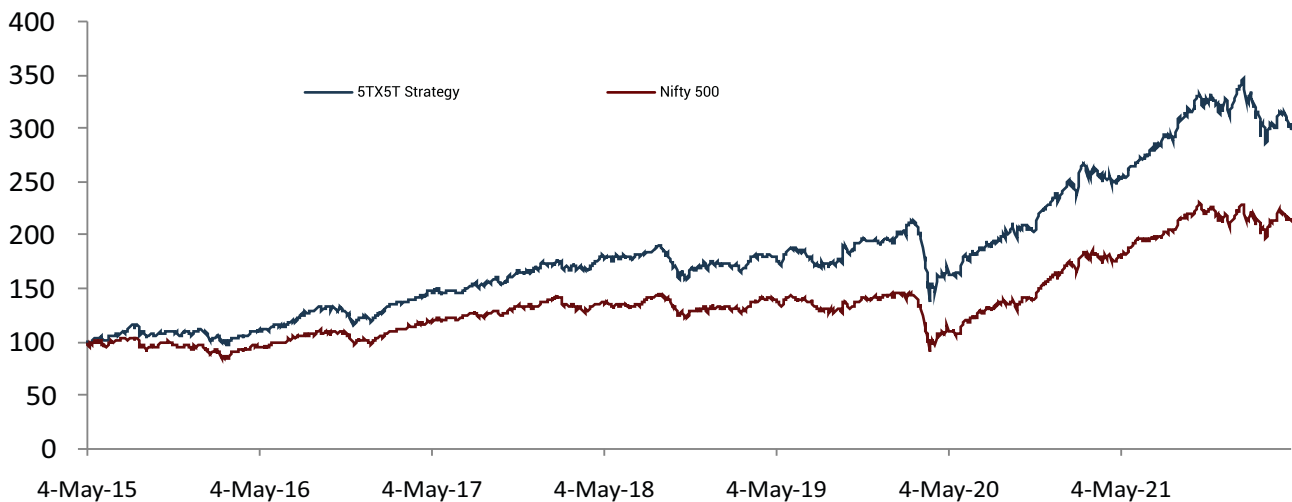
Fundamental Attributes	
Growth	24.0%
Return on Equity	21.8%
Valuation with percentage	54.1%

Portfolio Attributes	
No of Stocks	16
% Assets in top 10 holdings	75%
% Assets in Next 5 holdings	21%

Price Performance Vs Benchmark (April 2022)		
	5TX5T	Nifty 500
1 year	18.5	19.6
3 Years	18.4	15.2
4 Years	13.4	11.7
5 Years	15.2	12.5
Since Inception (4th May 2015)	16.9	11.6

Performance Attributes		
	Portfolio	Benchmark
Alpha	5.3	
Beta	0.91	
R - Square	86.1	
Sharpe	1.0	0.6
Standard Deviation	17.6	17.9
Max Drawdown	-36.4	-38.3
Price/Earnings Ratio	30.5	
Annual tracking Error	6.8	
Information Ratio	0.8	

Please note: 1yr - ABSOLUTE returns & the rest - CAGR returns



Rs.1 crore invested in 5TX5T Strategy at inception is worth Rs.2.9Cr. as on 30th April 2022. For the same period Rs.1 Cr. invested in Nifty 500 Index is now worth Rs.2.1 Cr.