

5 T x 5 T

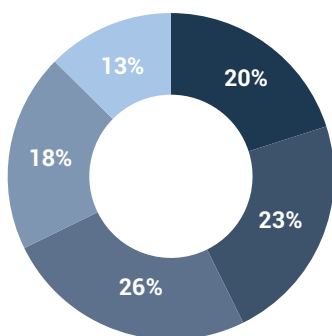
# STRATEGY

5T X 5T Strategy provides a unique theme-based investing opportunity in the Indian market. As India approaches towards becoming a 5 trillion economy by GDP, the total Market Cap of Indian companies will also set to increase by 11-12% CAGR. Some of the market cap gains will come from new listings but a large part of the gains will come from select themes. This strategy focuses on themes that should form part of India's next growth engine

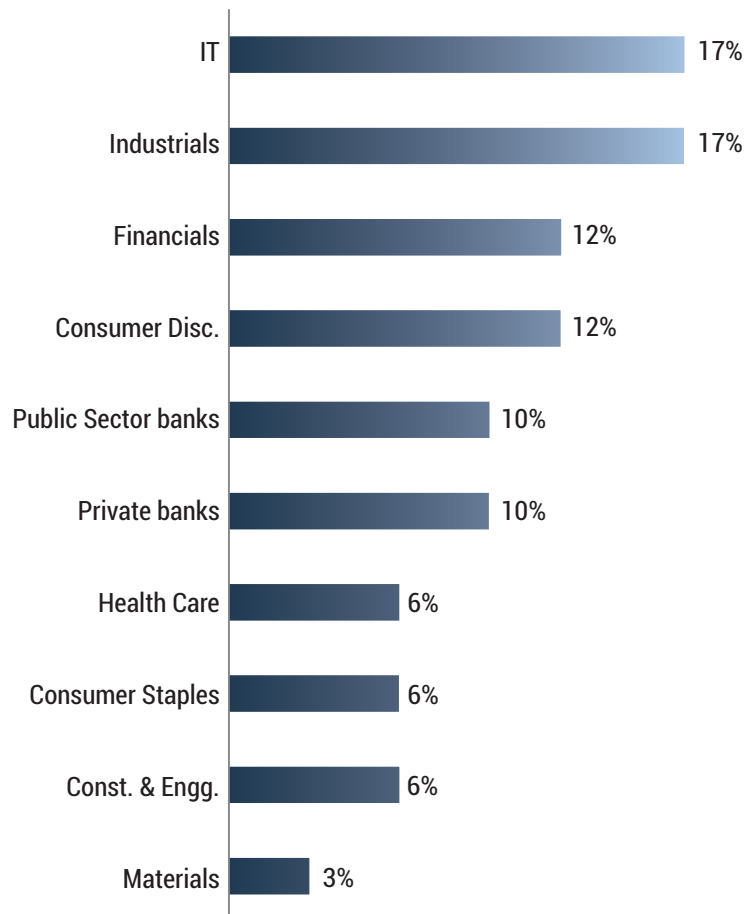
**Stock Strategy:** The portfolio will consist of 15-20 stocks to provide superior returns. 2-6 stocks from each of the chosen 4-6 Selected Themes.

Top 10 Companies Holdings%		
STOCK	SECTOR	WEIGHT
TCS	Global	11%
SBIN	Financials	10%
ICICIBANK	Financials	10%
DMART	Consumers	8%
SBILIFE	Financials	7%
NH	Consumers	6%
PRAJIND	Industrial	6%
CUMMINSIND	Industrial	6%
BRITANNIA	Consumers	6%
KNRCON	Industrial	6%

Selected Themes for 5TX5T



- Credit Revival
- Digital Business
- Economic Revival Theme
- Formalization
- Healthcare Spending



5 T x 5 T

# STRATEGY

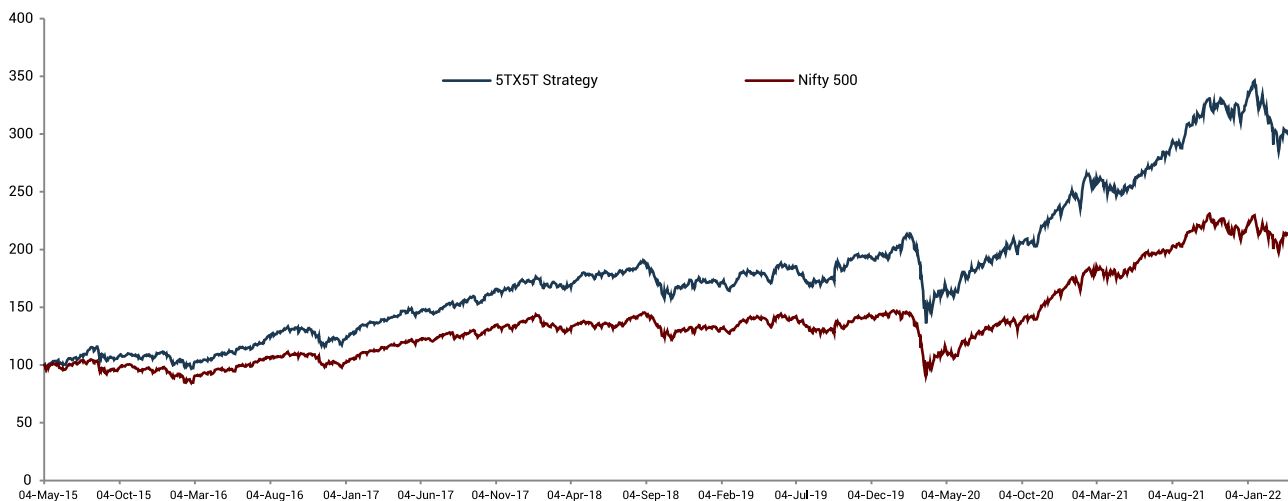
Fundamental Attributes	
Growth	26.0%
Return on Equity	22.9%
Valuation with percentage	52.9%

Portfolio Attributes	
No of Stocks	16
% Assets in top 10 holdings	75%
% Assets in Next 5 holdings	21%

Price Performance Vs Benchmark (March 2022)		
	5TX5T	Nifty 500
1 month	1.2	4.1
3 months	-6.3	-0.7
6 months	-2.7	-1.1
1 year	21.2	21.0
2 Years	42.0	45.9
3 Years	19.2	15.5
4 Years	16.4	13.7
5 Years	17.0	13.3
Since Inception (4th May 2015)	17.6	11.8

Performance Attributes		
	Portfolio	Benchmark
Alpha	5.8	
Beta	0.91	
R - Square	86.1	
Sharpe	1.0	0.7
Standard Deviation	17.6	17.9
Max Drawdown	-36.4	-38.3
Price/Earnings Ratio	31.8	
Annual tracking Error	6.8	
Information Ratio	0.9	

Please note: 1mth/3mth/6mth/1yr - ABSOLUTE returns & the rest  
- CAGR returns



Rs.1 crore invested in 5TX5T Strategy at inception is worth Rs.3.0Cr. as on 31st March 2022. For the same period Rs.1 Cr. invested in Nifty 500 Index is now worth Rs.2.1 Cr.