

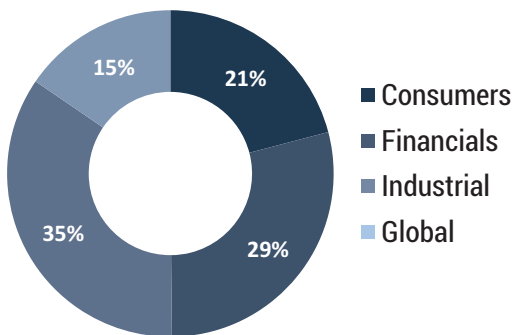
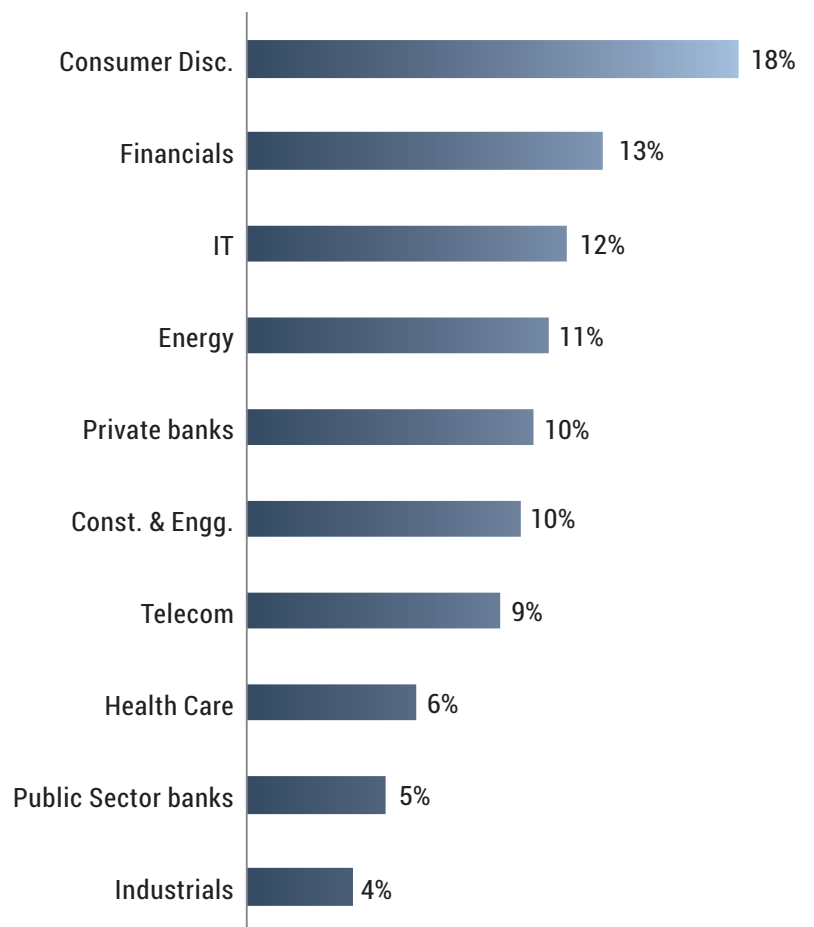
# LARGE CAP STRATEGY

Large cap strategy comprises of companies those are leaders in the respective industry in which they operate. 80% weightage in this scheme is to companies those are part of Nifty Large cap 100 Index. This index constituents have high correlation (0.94) with Nifty 50 Index.

**Stock Strategy:** The sub-strategy consists of 15-25 stocks to provide superior returns. Maximum Weight on any stock will be +7% of its weight in the in Nifty 100 Index

**Sector Strategy:** +/- 10% of its weight in Nifty 100 Index

Top 10 Companies Holdings%		
STOCK	SECTOR	WEIGHT
TCS	Global	12%
RELIANCE	Industrial	11%
DMART	Consumers	10%
LT	Industrial	10%
BHARTIARTL	Industrial	9%
MCDOWELL-N	Consumers	8%
ICICIBANK	Financials	5%
ISEC	Financials	5%
SBIN	Financials	5%
HDFCBANK	Financials	5%



# LARGE CAP STRATEGY

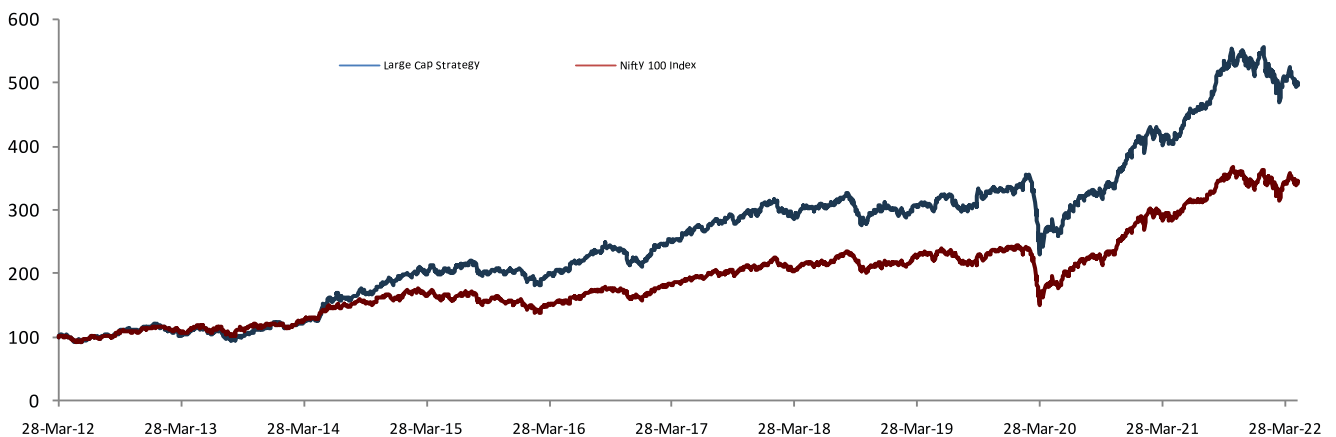
Fundamental Attributes	
Growth #	20.0%
Return On Equity @	19.1%
Valuation ^	45.7%

Portfolio Attributes	
No of Stocks	15
% Assets in top 10 holdings	81%
% Assets in Next 5 holdings	18%

Price Performance Vs Benchmark (April 2022)		
	Large Cap Portfolio	Nifty 100
1 Year	18.5	18.0
3 Years	17.0	13.7
4 Years	12.7	11.9
5 Years	13.5	12.6
7 Years	13.8	11.3
Since Inception (28 march 2012)	17.2	13.0

Performance Attributes		
	Portfolio	Benchmark
Alpha	4.2	
Beta	0.97	
R - Square	82.9	
Sharpe	1.0	0.8
Standard Deviation	17.8	16.7
Max Drawdown	-35.3	-38.1
Price/Earnings Ratio	27.9	
Annual tracking Error	7.4	
Information Ratio	0.6	

Please note: 1yr - ABSOLUTE returns & the rest - CAGR returns



Rs.1 crore invested in Large cap Strategy at inception is worth Rs.4.9Cr. as on 30th April 2022. For the same period Rs.1 Cr. invested in Nifty 100 Index is now worth Rs.3.4 Cr.