

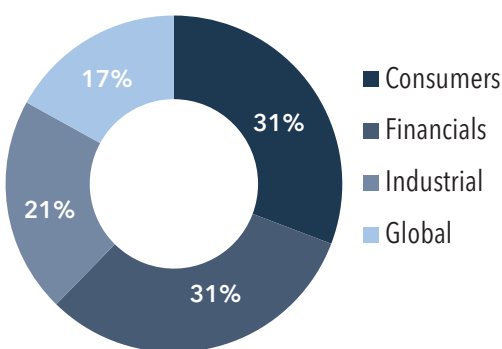
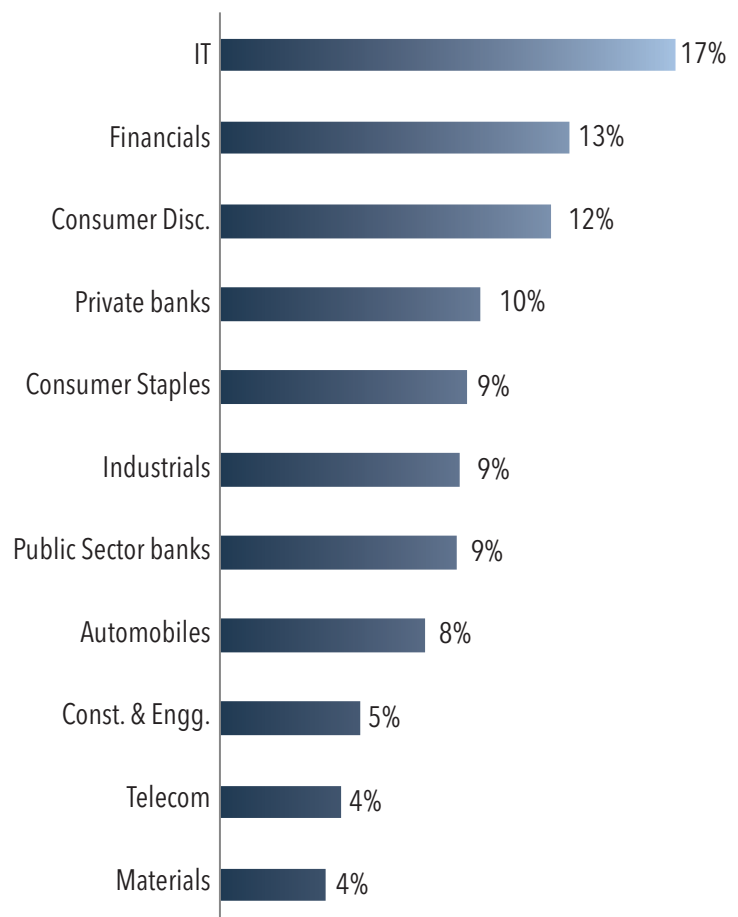
NEW INDIA GROWTH STRATEGY

New India Strategy comprises of companies that are capitalizing on the theme of Value migration by investing in companies whose business model is more aligned to newer ways of production/consumption. This strategy has multi-cap characteristics in line with Nifty 500 benchmark

Stock Strategy: The sub-strategy consists of 15-25 stocks to provide superior returns.
Maximum Weight on any stock will be +7% of its weight in the in Nifty 500 Index

Sector Strategy: +/- 15% of its weight in Nifty 500 Index

Top 10 Companies Holdings%		
STOCK	SECTOR	WEIGHT
ICICIBANK	Financials	10%
SBIN	Financials	9%
ESCORTS	Consumers	8%
SBILIFE	Financials	7%
ISEC	Financials	6%
NAZARA	Global	6%
HCLTECH	Global	6%
MCDOWELL-N	Consumers	5%
KNRCON	Industrial	5%
BRITANNIA	Consumers	5%



NEW INDIA GROWTH STRATEGY

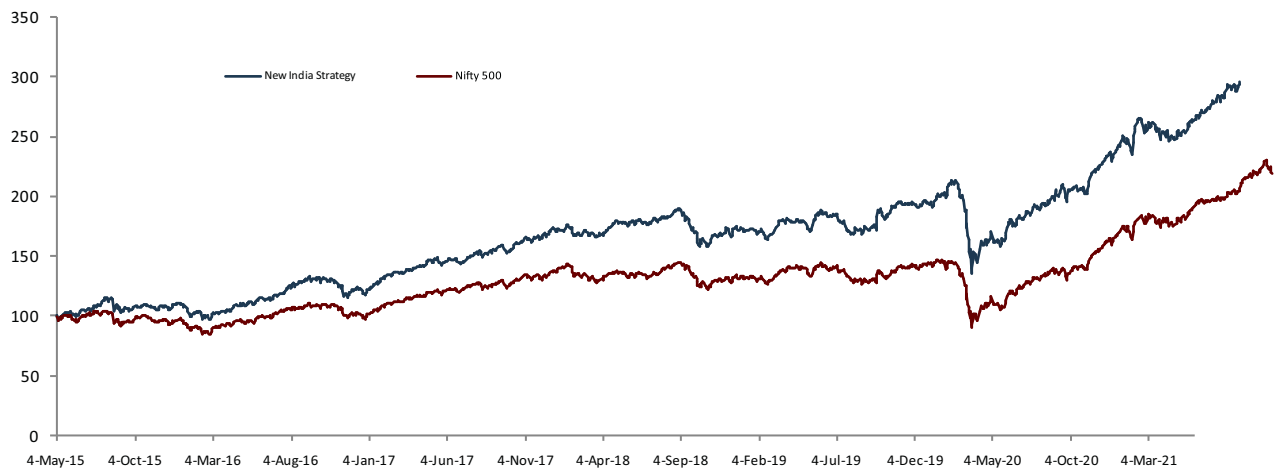
Fundamental Attributes	
Growth	25.52%
Return on Equity	20.02%
Valuation with percentage	17.40%

Portfolio Attributes	
No of Stocks	18
% Assets in top 10 holdings	66%
% Assets in Next 5 holdings	23%

Price Performance Vs Benchmark (Oct.)		
	New India Portfolio	Nifty 500
1 month	2.2	0.2
3 months	12.1	10.4
6 months	28.0	22.0
1 year	58.9	57.5
2 Years	28.5	24.8
3 Years	25.2	19.9
4 Years	18.5	13.3
5 Years	20.1	15.0
Since Inception (4th May 2015)	19.7	12.9

Performance Attributes		
	Portfolio	Benchmark
Alpha	6.9	
Beta	0.90	
R - Square	86.5	
Sharpe	1.1	0.7
Standard Deviation	17.5	18.1
Max Drawdown	-36.4	-38.3
Price/Earnings Ratio	53.1	
Annual tracking Error	6.7	
Information Ratio	1.0	

Please note: 1mth/3mth/6mth/1yr - ABSOLUTE returns & the rest - CAGR returns



Rs. 1 crore invested in New India Strategy at inception is worth Rs. 3.2Cr. as on 31st October 2021. For the same period Rs. 1 Cr. invested in Nifty 500 Index is now worth Rs. 2.1 Cr.