

Narnolia[®]

Market Perspective - Dec 2022

India Equity

Nifty Took 1 Year to Come to a New High



Factors Impacting Markets Fundamentals

High Interest rates

-

Impact on Valuation

High Inflation

-

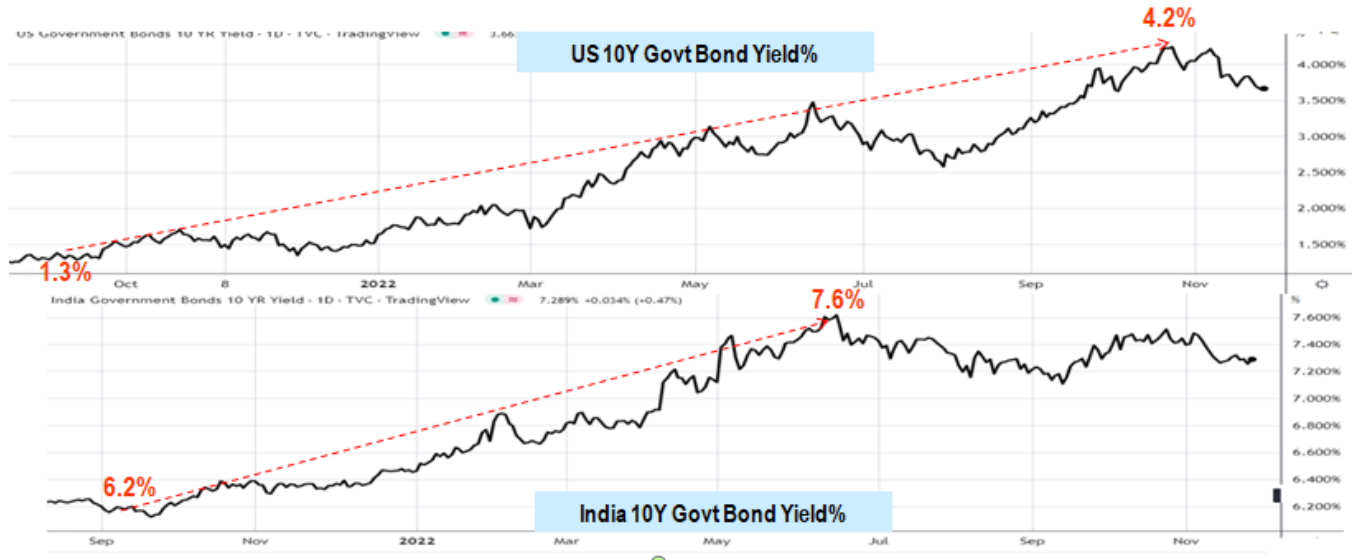
Impact on Margin

Geopolitical Woes

-

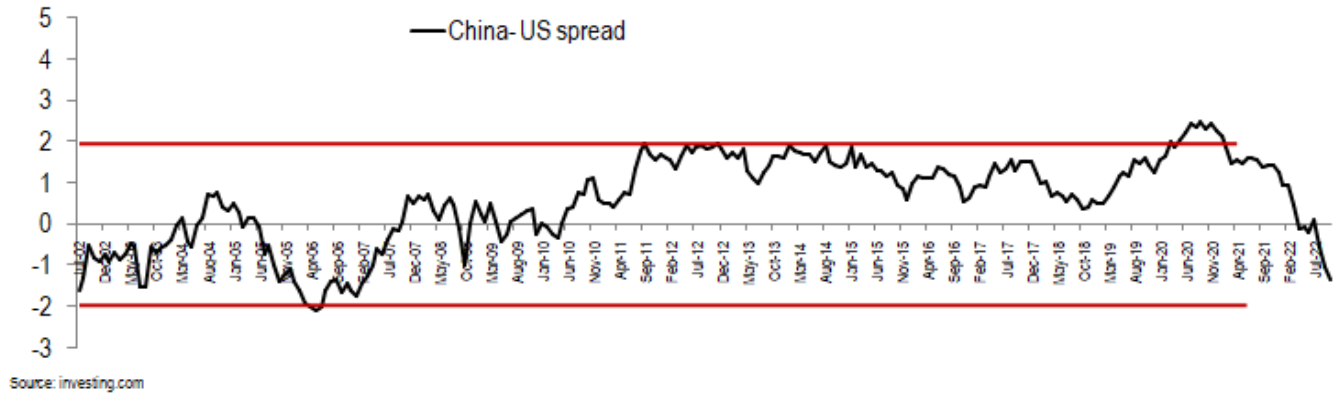
Impact on Currency

High Interest Rates Globally Impacted Valuations



Globally, Stock market indexes have followed the Interest rates movement. In US the 10Y bond yield rose from 1.3% to 4.2% while in India the rise was not that steep but rose from 6.2% to 7.6%. US market kept falling till Oct '22 from where the Bond the Yields have started falling too. In India after closing at a high of 18400 in Oct 21, Nifty fell to 15300 in Jun'22 coinciding with a rise in Interest rates from 6.2% to 7.6%. After that as the 10Y Bond Yield fell to 7.1% the Nifty rose to ~18000 levels.

India will Follow China – US Spread



We assume India will take guidance from China – US spread going further as the macro construct at this point of time is similar to what China had some 20 years ago. This implies bond yield spread to range in -2% to 2% . In the chart above, for period 2007-11, the spread was close to 0%

India to Resemble China

2022	India	Resembles	2007	China
2031	India	To Resemble	2011	China

India's next decade will bear some resemblance to China's 2007-11 transition

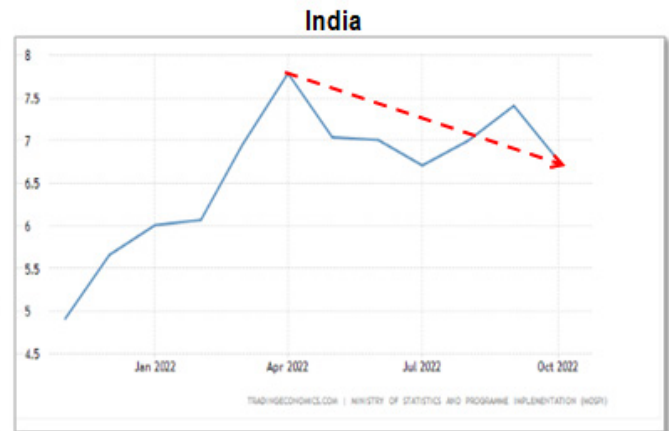
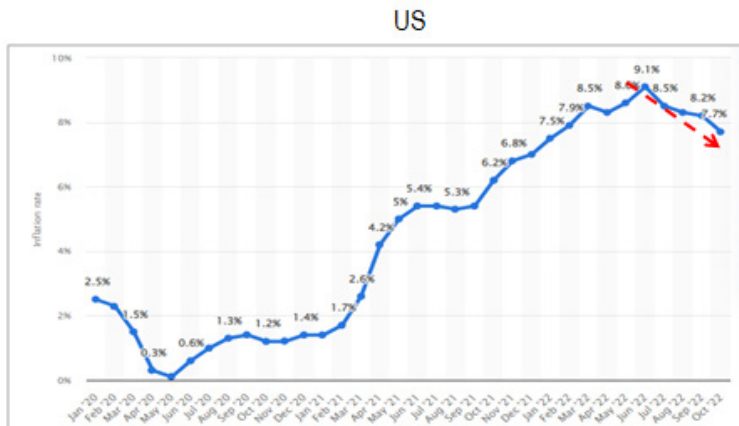
US\$ bn	China	India	China	India
	2007	2022	2011	2031E
Nominal GDP	3551	3358	7549	7771
GDP Per Capita (US\$)	2688	2393	5596	5140
Private Consumption	1292	1987	2636	4468
Investment (GCF)	1438	1026	3523	2681
Exports	1353	674	2100	1880

When we compare China's GDP, GDP per capita , Private consumption and other macros in 2007 to India's in 2022 we find a great similarity. Also, Our 2031E of GDP, Investments etc is comparable to 2011 figures in China.

China grew very rapidly from 2007 to 2011, i.e in 4 years where the GDP grew from \$3551bn to \$7549bn. We expect India will achieve that in 9 years what China achieved in 4 years.

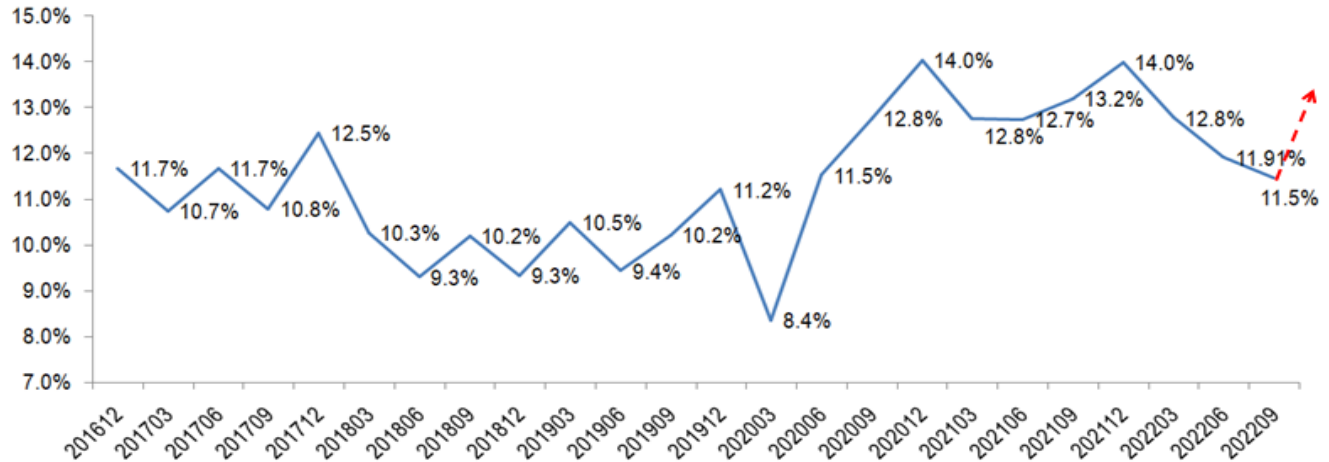
Hence, as India's macros over 2022 to 2031 will resemble China's macros from 2007 to 2011, we expect India- US Bond Yield spread going forward will take guidance from China –US Bond Yield spread in the period 2007-11

Persistent High Inflation Trend has Started Declining



As regards Earnings, As inflation has started coming down, this will positively impact corporate margins going forward

Net Profit Margin of NIFTY 500 to Get Better in Coming Quarters

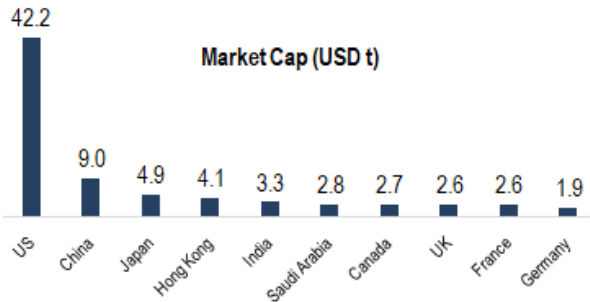
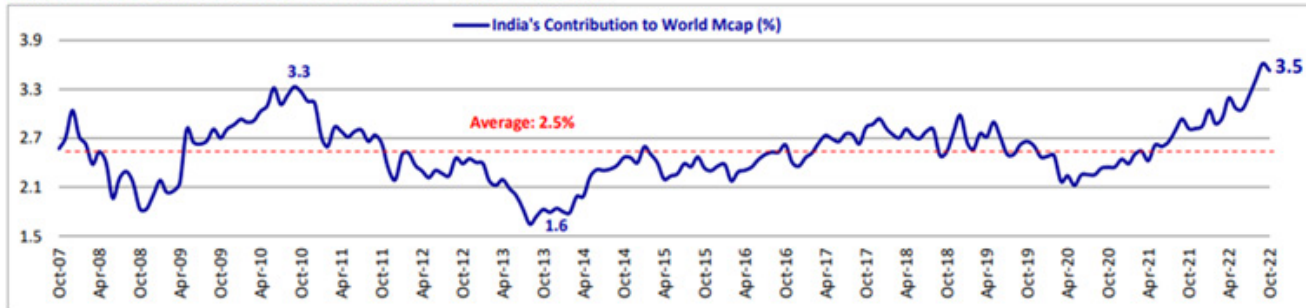


Nifty EPS in the current quarter has seen upgrades post Quarterly results. The margin compression is there but is lesser than what was expected. The topline growth has been robust across sectors. Once the compression in margins normalize, earnings will start showing.

Are the Valuations Expensive?

Trend in India's contribution to world m-cap (%) – at its all-time high

Source: MOSL

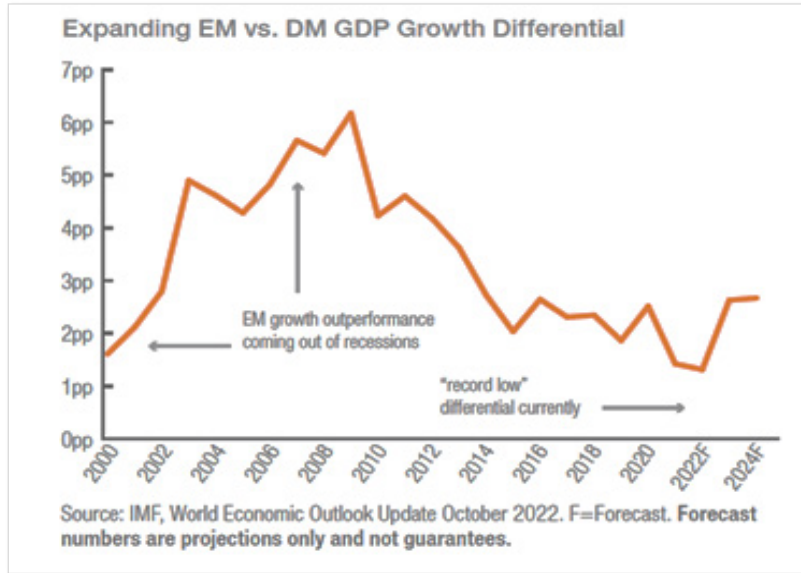


India GDP ~ 3.28% of World GDP BY 2030
at 7-8 trillion \$ we will be 6.5-7% of world G

India Population ~ 17.7% of World's Population

India to World GDP currently is at 3.28% and India to World Market Cap is 3.5%. Considering the world GDP to grow at 2% and India GDP at \$7 trillion in next 10 years, India as a % of World GDP will be ~6.5%. The Indian market will command a higher share in Market cap of the world, say 6%.

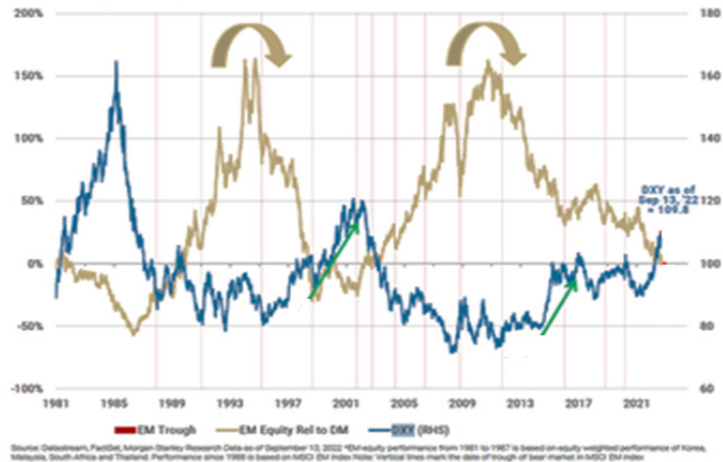
Emerging Market Vs Developed Market Growth



One noticeable thing is that spread of growth of Emerging markets to Developed Markets have improved. In the last decade, the growth of EM s Vs DMs have been declining and hence EMs have also been underperformer Vs DM. However, The current earnings growth suggest superior performance by EMs going forward as the spread of growth is rising

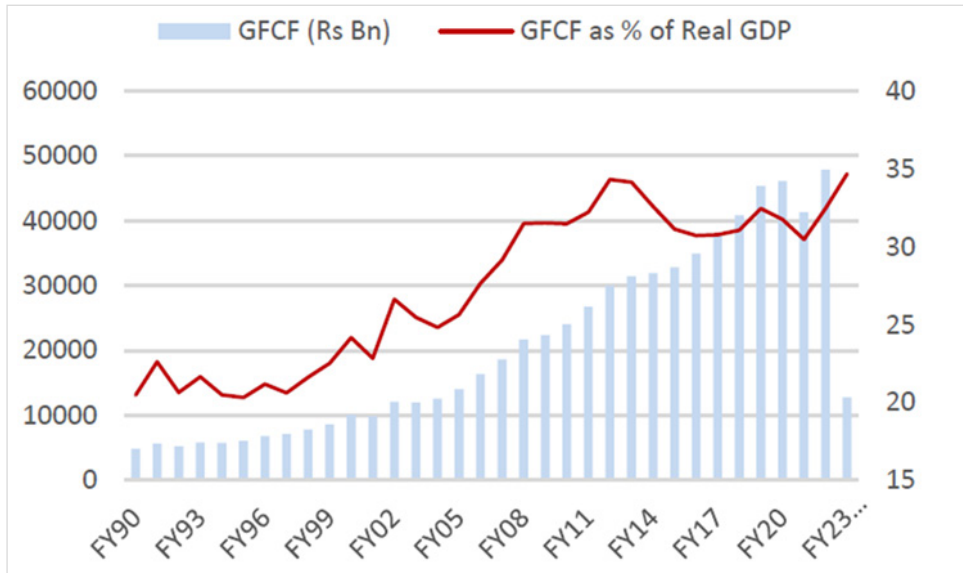
DXY Holds the Final Trigger

EM Out-performance has coincided with Dollar Weakness



Note that the Emerging Markets Outperformance Vs Developed Market Outperformance is strongly related to Dollar Index Movement. Strong outperformance of Ems in the period 2001 to 2007 was coincided by a fall in Dollar Index. Also, rise in Dollar index in period 1995 to 2000 was marked by fall in underperformance of EM vs DM.

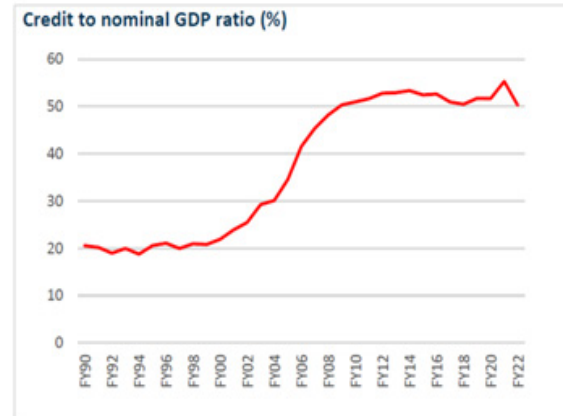
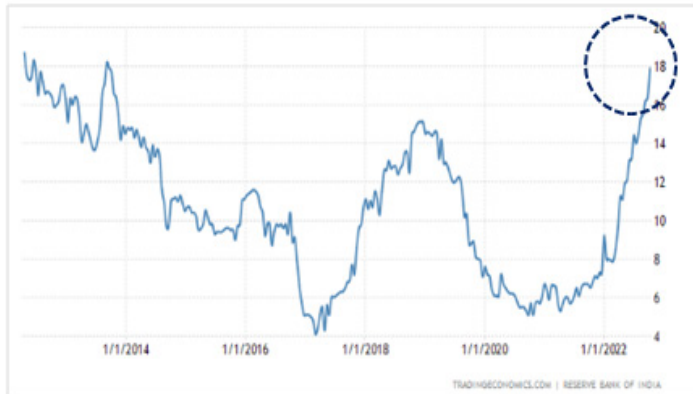
Investment Cycle Starting GFCF as % GDP



Gross Fixed Capital formation which was low as a % of GDP in the last decade has started inching up. This means, Investment in the country will be robust.

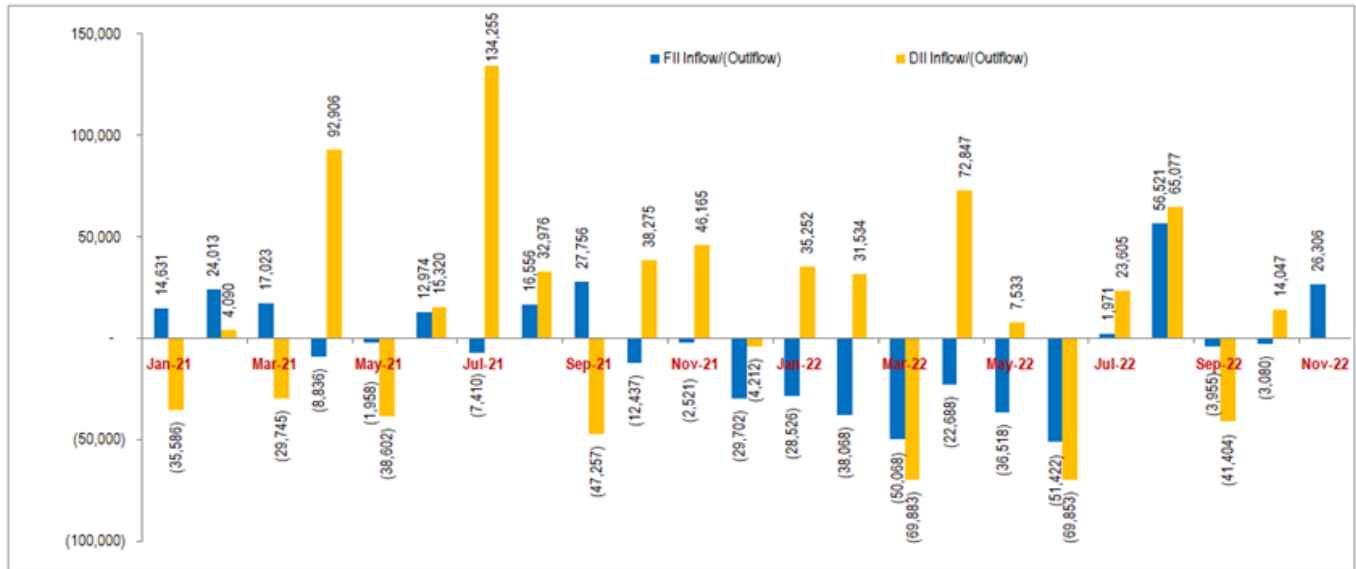
Bank Credit Growth

Bank credit growth hits high of 17.9% in Oct 22



The credit to industry has also seen highest growth since 2014, due to increased demand for working capital in an inflationary environment. Note that Indian corporate are now depending on banks for their funding requirements given bond yields have moved up sharply as compared to lending rates of banks.

Flow Analysis- FII/ DII



DII's are powerful and a structural flow from DII's should keep liquidity intact.

Narnolia Investment Advisors Private Ltd. (NARNOLIA) is a SEBI Registered Investment Advisors (Non Individual) having SEBI Registration Number INA300005439 (Permanent), CIN:- U67120JH2007PTC012791 Corporate Address: 803, Wing A, Kanakia Wall Street, Chakala, Andheri, Mumbai – 400093, PH: 022 6270 1200/ 022 6839 1200, Email Id: iap@narnolia.com. SEBI Regional office address: L&T Chambers, 3rd Floor, 16 Camac Street, Kolkata – 700017

NARNOLIA is 100% subsidiary of Narnolia Capital Advisors Private Ltd. which is NBFC registered with RBI. Narnolia Capital Advisors Private Ltd is owned by Narnolia Securities under the Promotership of Mr. KrishnanandNarnolia. Details of associate entities are available on the website of the Company. Narnolia is not affiliated with any intermediaries for execution or distribution services and no consideration including any commission or referral fees is received directly or indirectly at group level for the said services. Client shall not be under any obligation to avail the execution/distribution or other services offered through any entity as recommended by NARNOLIA and no consideration is received for the same. There is no pending regulatory matter against NARNOLIA as on date. No disciplinary action has been taken against the Company by any regulatory/statutory authority. No complaint has been lodged by any client relating to our Investment Advisory Services.

Conflict of Interest

Narnolia Financial Services Ltd., a company registered under the Companies Act, 1956, is a SEBI registered intermediary and offers services as Merchant Banker, Portfolio Manager, Research Analyst and also AMFI registered Mutual Fund distributor and is one of the affiliates/Associate Company of NARNOLIA. However, appropriate Chinese walls is maintained as required under SEBI Investment Advisor Regulation.

Disclaimer

This report has been prepared by Narnolia Financial Services Ltd. (NFSL) and is meant for sole use by the recipient and not for public circulation. The report and information contained herein is strictly confidential and may not be altered in any way, transmitted to, copied or distributed, in part or in whole, to any other person or to the media or reproduced in any form, without prior written consent of NFSL. The report is based on the facts, figures and information that are considered true, correct, reliable and accurate. The intent of this report is not recommendatory in nature. The information is obtained from publicly available media or other sources believed to be reliable. Such information has not been independently verified and no guaranty, representation of warranty, express or implied, is made as to its accuracy, completeness or correctness. All such information and opinions are subject to change without notice. The report is prepared solely for informational purpose and does not constitute an offer document or solicitation of offer to buy or sell or subscribe for securities or other financial instruments for the clients. Nothing in this report constitutes investment, legal, accounting and tax advice or a representation that any investment or strategy is suitable or appropriate to your specific circumstances. The securities discussed and opinions expressed in this report may not be suitable for all investors, who must make their own investment decisions, based on their own investment objectives, financial positions and needs of specific recipient. Certain transactions -including those involving futures, options, another derivative products as well as non-investment grade securities - involve substantial risk and are not suitable for all investors. Each recipient of this document should make such investigations as it deems necessary to arrive at an independent evaluation of an investment in the securities of companies referred to in this document (including the merits and risks involved), and should consult his/her/its own advisors to determine the merits and risks of such an investment. Neither the Company, not its directors, employees, agents or representatives shall be liable for any damages whether direct or indirect, incidental, special or consequential including lost revenue or lost profits or lost opportunities that may arise from or in connection with the use of the information/report. The person accessing this information specifically agrees to exempt NFSL or any of its affiliates or employees from, any and all responsibility/liability arising from such misuse and agrees not to hold NFSL or any of its affiliates or employees responsible for any such misuse and further agrees to hold NFSL or any of its affiliates or employees free and harmless from all losses, costs, damages, expenses that may be suffered by the person accessing this information due to any errors and delays.

Investment in Securities Market is subject to Market risks, read all the related documents carefully before investing. Past performance may not be indicative of future results and no promise or guarantee can be given for the same. Performance related information is not verified by SEBI. For detailed disclosures & disclaimers please refer to our website atwww.narnolia.com. This report is not directed or intended for distribution to or use by any person or entity resident in a state, country or any jurisdiction, where such distribution, publication, availability or use would be contrary to law, regulation or which would subject NFSL& its group companies to registration or licensing requirements within such jurisdictions.