

KEY LEVELS

Support 1 :10686
Support 2 :10660

Resistance 1:10750
Resistance 2 :10786

Event Today

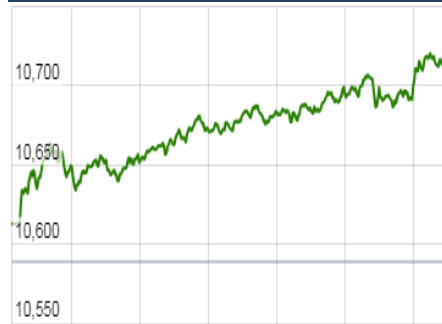
Dividend

CENTENKA Rs. 7

TTFL Rs. 1

Ex-Date: 02 Jul 2018

Nifty Intraday Chart



Market Outlook

On Friday, Nifty opened on positive marks, where open & low remained the same. Nifty continued to show positive trend till the day end & closed in positive. Nifty hit the high of 10723 levels & low of 10612 levels. All the indices were trading with positive bias. On volatility side India VIX showed weakness & closed at 12.93 levels by discounting -7.24%.

Nifty trading with positive bias!

Nifty found a strong support near 100 DMA and thereafter gave a sharp up move on Friday. This upward movement is likely to continue for 2-3 days as the RSI & Stochastic reached their oversold levels. 1st day of July FNO series closed on positive note at higher levels. Next few couple of days Nifty should trade range bound between 10760-10600.

However, key resistances are around 10750-10786 and immediate supports are seen around 10686-10660.

Market

Market	Value	% Change
Morning Traded Market		
SGX NIFTY	10,691.00	-0.01%
NIKKIE	22,283.00	-0.07%
HANG SENG	28,995.00	1.61%
Yesterday Closing Market		
Sensex	35,423.00	1.10%
Nifty	10,714.00	1.18%
DOW	24,271.00	0.23%
NASDAQ	7,510.00	0.09%
CAC	5,323.00	0.91%
DAX	12,306.00	1.06%
FTSE	7,636.00	0.28%
EW ALL SHARE	18,850.00	1.44%

% Change in 1 day

Commodity Price (Yesterday Closing)

Commodity/Currencies	Value	% Change
GOLD	30432.00	-0.25%
SILVER	39228.00	0.28%
CRUDEOIL	78.31	-1.16%
NATURALGAS	200.80	-1.13%
RS./DOLLAR	68.47	-0.47%
RS./EURO	79.77	0.13%
RS./POUND	90.02	-0.02%

% Change in 1 day

Institutional Turnover

FII			
Investor	Buy(Cr.)	Sale(Cr.)	Net(Cr.)
29-Jun-18	6539	6696	(157)
Jun-18	109343	119592	(10249)
2018	677300	710676	(33376)
DII			
Investor	Buy(Cr.)	Sale(Cr.)	Net(Cr.)
29-Jun-18	4719	2456	2263
Jun-18	78930	64784	14146
2018	491288	428518	62770

Quote of the Day : "Opportunities don't happen. You create them."

PRABHAT DAIRY

"BUY"

2nd July 2018

PRABHAT's sales in Q4FY18, grew by 7% YOY to Rs 405 cr while PAT remained Rs 18 cr (Vs loss of Rs 2 cr in Q4FY17). Going forward we expect better volume growth for the company on the back of deeper penetration as company plans to double its distribution reach by FY20. Higher contribution of B2C (Margin ~28%) business and new launches in Value added segment will improve margin going ahead. The company has reduced its receivable days and working capital days by 18 and 23 days respectively in FY18. Total debt went down by Rs 159 cr in FY18 to Rs 199 cr. We expect PRABHAT's sales and PAT to grow at the CAGR of 15% and 26% over FY18-20. We maintain our positive view on this stock and recommend 'BUY' with the previous target price of Rs 188(2xFY20e's BV).

GHCL

"MANAGEMENT TALK"

29th June 2018

Our research team met the management of GHCL Limited on 27th June, 2018. GHCL has primarily two business verticals viz. Inorganic Chemicals (64% of FY18 revenue) and Textiles (36% of FY18 revenue). The company is among top 3 Soda-Ash players in the country with 25% market share. The capacity expansion of 1.25 lakh MT for FY19 & FY20 each along with 5 lakh MT greenfield expansion will help the company to grow in an expected favorable demand-supply scenario. The company is also present in the business of Sodium Bicarbonate and consumer products like salt, honey and spices. In the Textiles business, Home Textiles division accounts for ~70% of Textile revenue while the Spinning division accounts for ~30%. FY18 was full of headwinds for the whole textile which the management expects is due to improve in times to come.

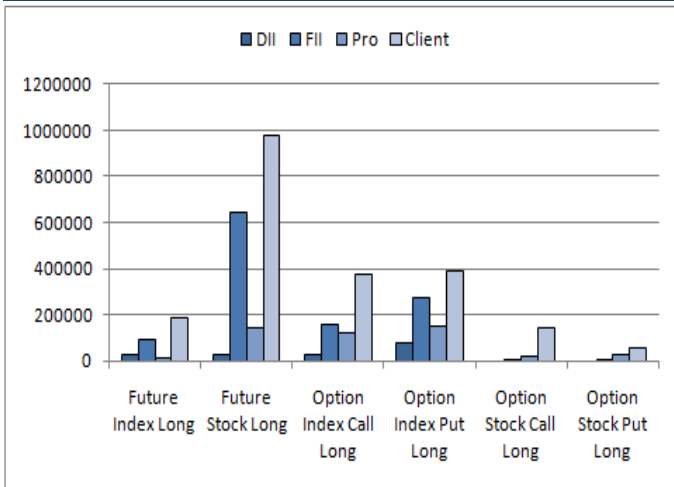
*For details, refer to our daily report- *India Equity Analytics***Top News**

- Camas Investments Pte bought 2.70 crore shares of Adani Ports
- Zydus receives final approval from the USFDA for Triamterene and Hydrochlorothiazide tablets USP
- Tata Steel and Thyssenkrupp sign definitive joint venture agreements to create new steel champion in Europe
- Coal India production reaches 44.88 mt in June, misses target by 7.9mt
- Adani Group to raise Rs 5,000-6,000 cr via stake sale in
- Dr Reddy's recalls 2.36 lakh bottles of cholesterol lowering tablets from US
- IDFC to seek shareholders' nod to raise up to Rs 2,000 cr
- NBCC gets green nod to redevelop Sarojini Nagar.
- Tata Motors total domestic sales jumps 54% to 56,773 units Vs 36,836 units, YoY.
- M&M total auto sales up 26% at 45,155 units Vs 35,759 units, YoY
- Eicher Motors total VECV sales up 63% at 6,390 units Vs 3,921 units, YoY
- Maruti Suzuki total sales up 36.3% at 1.44 lakh units Vs 1.06 lakh units, YoY
- Bank Of Maharashtra MD & CEO RP Marathe & ED RK Gupta divested of functional responsibilities
- Reliance Industries to acquire Radisy.
- Currently, HDFC Bank has no plans to increase foreign branches.
- IRDA approves LIC's investment proposal for IDBI Bank
- TCS promoter and promoter group of company have communicated their intention to participate in buyback
- MOIL revised prices of different grades of Manganese Ore and other products, effective from July 01.
- Forex reserves dip by \$2.25 bn to \$407.81 bn.
- FPIs outflow hits 10 year high at Rs 48K cr in H1 2018.
- India's external debt rises \$58.4 bn to \$529.7 bn at the end of March 2018.
- Rupee recovers from life low, rebounds 33 paise to 68.46

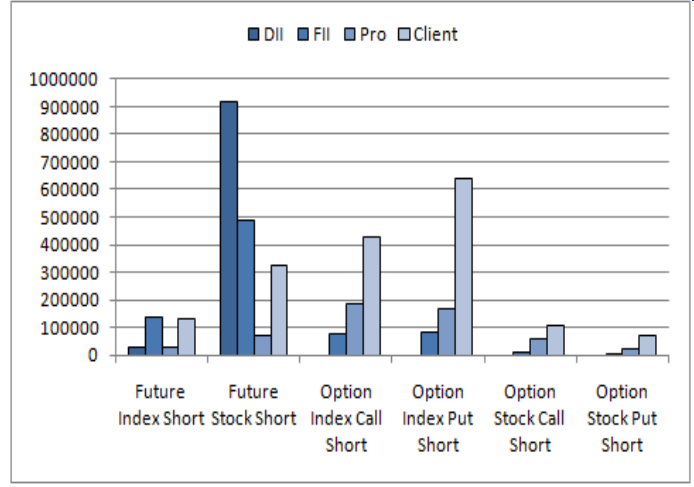
Bulk Deal							
Exchange	Deal Date	Company	Client Name	Deal Type	Quantity	Price	
BSE	29-Jun-18	ADANIPOINTS	S B ADANI FAMILY TRUST	S	27052618	370	
BSE	29-Jun-18	ADANIPOINTS	CAMAS INVESTMENTS PTE LIMITED	B	13526309	370	
BSE	29-Jun-18	ADANIPOINTS	CAMAS INVESTMENTS PTE LTD	B	13526309	370	
BSE	29-Jun-18	MINDACORP	K R HANDLOOM PRIVATE LIMITED	S	3032321	173	
BSE	29-Jun-18	MINDACORP	WASATCH ADVISORS INC A/C WASATCH INTERNATIONAL OF	B	2103361	173	
BSE	29-Jun-18	UNIPLY	KESHAV KANTAMNENI	S	1535000	80	
BSE	29-Jun-18	UNIPLY	FOUNDATION OUTSOURCING INDIA P	B	1297242	81	
BSE	29-Jun-18	VMS	MONOTYPE INDIA LIMITED	S	1252006	11	
BSE	29-Jun-18	VMS	MONOTYPE INDIA LIMITED	S	787809	11	
BSE	29-Jun-18	VMS	R CHANDRASEKAR	B	727000	11	
BSE	29-Jun-18	VMS	C UMAMAHESWARI	B	400000	11	
BSE	29-Jun-18	VMS	K CHANDRA PRAKASH	B	373000	11	
BSE	29-Jun-18	FEDDERELEC	BP FINTRADE PRIVATE LIMITED	B	264980	29	
BSE	29-Jun-18	FEDDERELEC	BP FINTRADE PRIVATE LIMITED	S	250982	29	
BSE	29-Jun-18	SADHNA	MAHENDER SINGH	B	190016	24	
BSE	29-Jun-18	POLYLINK	SANJEEV BUBNA (HUF)	S	148812	16	
BSE	29-Jun-18	POLYLINK	GYAN TRADERS LIMITED	B	148812	16	
BSE	29-Jun-18	AANCHALISP	NEWEDGE VINIMAY PRIVATE LIMITED	B	127882	13	
BSE	29-Jun-18	AANCHALISP	ANUPAMA RAJESH KEDIA	S	126782	13	
BSE	29-Jun-18	UHZAVERI	MONOTYPE INDIA LIMITED	B	126000	24	
BSE	29-Jun-18	VMS	SARVESH KUMAR GOEL	B	100000	11	
BSE	29-Jun-18	SADHNA	JITENDRA KUMAR	S	87000	24	
BSE	29-Jun-18	WAA	MONOTYPE INDIA LIMITED	B	85600	71	
BSE	29-Jun-18	SADHNA	DUSHYANT SHAH	S	65500	24	
BSE	29-Jun-18	UHZAVERI	NNM SECURITIES PVT LTD	S	63000	24	
BSE	29-Jun-18	AGIIL	HAVELI INDIA LTD	S	56131	98	
BSE	29-Jun-18	RIBATEX	SITA RAM (HUF)	B	55650	71	
BSE	29-Jun-18	AGIIL	HARISH JAIN HUF	S	51442	98	
BSE	29-Jun-18	OBRSESY	HEMAL ARUNBHAI MEHTA	B	45000	9	
BSE	29-Jun-18	OBRSESY	CHETAN C JOSHI	S	45000	9	
BSE	29-Jun-18	COSBOARD	SAJJAN KUMAR BANSAL HUF	B	29450	28	
BSE	29-Jun-18	COSBOARD	SAJJAN KUMAR BANSAL HUF	S	28000	25	
BSE	29-Jun-18	COSBOARD	RUCHIKA JAIN	S	26000	28	
BSE	29-Jun-18	COSBOARD	RUCHIKA JAIN	B	26000	25	
BSE	29-Jun-18	KUBERJI	reeta rakesh tiwari	B	25000	9	
BSE	29-Jun-18	UHZAVERI	NNM SECURITIES PVT LTD	B	3000	23	

F&O OPEN INTEREST (Number of Contracts)

LONG POSITION

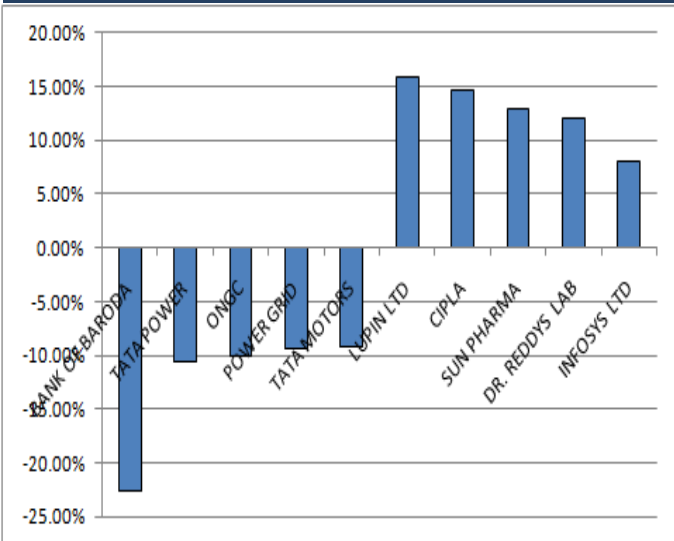


SHORT POSITION

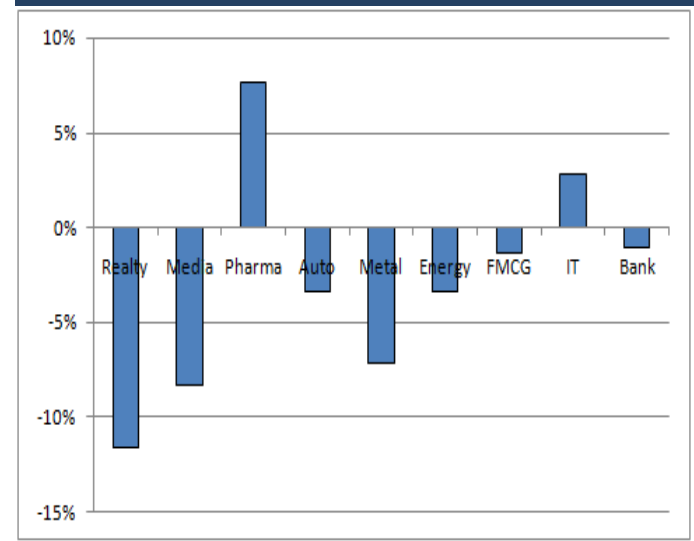


MARKET MOVERS (1 MONTH CHANGE)

Nifty Movers



NSE Sectoral Indices Performance



Result Calendar Q4FY18

BSE Code	Company Name	Date
531882	KWALITY	03-Jul-18
513303	MDRNSTL	03-Jul-18
517228	TRENDELEC	03-Jul-18
500945	VALUEIND	03-Jul-18
506087	ANUPMAL	04-Jul-18
531247	ALPHA	05-Jul-18
507488	GMBREW	05-Jul-18
532886	SELMCL	05-Jul-18
500399	STEELCO	05-Jul-18
511493	VCKCAP	06-Jul-18
524488	SVCIND	07-Jul-18

Economic Calendar

Country	Monday 2nd July 18	Tuesday 3rd July 18	Wednesday 4th July 18	Thursday 5th July 18	Friday 6th July 18
US	ISM Manufacturing PMI (Jun)	United States - Independence Day, Cap Goods Ship Non Defense Ex Air (MoM) ,Durable Goods Orders (MoM), Factory Orders (MoM) (May),API Weekly Crude Oil Stock	United States - Independence Day	ADP Nonfarm Employment Change (Jun),ISM Non-Manufacturing PMI (Jun),Crude Oil Inventories,FOMC Meeting Minutes.	Exports,Imports,Average Hourly Earnings (MoM) (Jun),Nonfarm Payrolls (Jun).Trade Balance (May),Unemployment Rate (Jun),U.S. Baker Hughes Oil Rig Count,CFTC Crude Oil speculative net positions,CFTC Gold speculative net positions
UK/EURO ZONE	Manufacturing PMI (Jun), Unemployment Rate (May),	Construction PMI (Jun), Retail Sales (MoM) (May),ECB's Praet Speaks	Markit Composite PMI (Jun),Services PMI (Jun),BoE Saporta Speaks	BoE Gov Carney Speaks,ECB's Mersch Speaks	Halifax House Price Index (YoY) (Jun)
INDIA					

DISCLAIMER

The following Disclosures are being made in compliance with the SEBI Research Analyst Regulations 2014 (herein after referred to as the Regulations). Narnolia Financial Advisors Ltd. (Formerly Microsec Capital Ltd) (MCL) is a SEBI Registered Research Analyst having registration no. INH300002407. MCL, the Research Entity (RE) as defined in the Regulations, is engaged in the business of providing Stock broking services, Depository participant services, Merchant Banking, Portfolio Management & distribution of various financial products. MCL is a subsidiary company of G Raj & Company Consultants Ltd. (GRaj). MCL is registered with the Securities & Exchange Board of India (SEBI) and is a registered Trading Member with National Stock Exchange of India Ltd. (NSE), Bombay Stock Exchange Limited (BSE) and Metropolitan Stock Exchange Of India Ltd. (MSEI) for its stock broking activities & is Depository participant with Central Depository Services Limited (CDSL) & National Securities Depository Limited (NSDL) and is member of Association of Mutual Funds of India (AMFI) for distribution of financial products. MCL is also SEBI registered Category 1 Merchant Banker & Portfolio Manager. Details of associate entities of MCL is available on the website at www.narnolia.com

No penalties have been levied on MCL by any Regulatory/Statutory authority. MCL, its associates, Research Analyst or their relative may have any financial interest in the subject company. MCL and/or its associates and/or Research Analyst may have beneficial ownership of 1% or more securities in the subject company at the end of the month immediately preceding the date of publication of the Research Report. MCL and its associate company(ies), their directors and Research Analyst and their relatives may; (a) from time to time, have a long or short position in, act as principal in, and buy or sell the securities or derivatives thereof of companies mentioned herein. (b) be engaged in any other transaction involving such securities and earn brokerage or other compensation or act as a market maker in the financial instruments of the company(ies) discussed herein or act as an advisor or lender/borrower to such company(ies) or may have any other potential conflict of interests with respect to any recommendation and other related information and opinions.; however the same shall have no bearing whatsoever on the specific recommendations made by the analyst(s), as the recommendations made by the analyst(s) are completely independent of the views of the associates of MCL even though there might exist an inherent conflict of interest in some of the stocks mentioned in the research report. Research Analyst may have served as director/officer, etc. in the subject company in the last 12 month period. MCL and/or its associates may have received any compensation from the subject company in the past 12 months. In the last 12 months period ending on the last day of the month immediately preceding the date of publication of this research report, MCL or any of its associates may have: a) managed or co-managed public offering of securities from subject company of this research report, b) received compensation for investment banking or merchant banking or brokerage services from subject company of this research report, c) received compensation for products or services other than investment banking or merchant banking or brokerage services from the subject company of this research report. d) Subject Company may have been a client of MCL or its associates during twelve months preceding the date of distribution of the research report. MCL and its associates have not received any compensation or other benefits from the subject company or third party in connection with the research report. MCL and / or its affiliates do and seek to do business including investment banking with companies covered in its research reports. As a result, the recipients of this report should be aware that MCL may have a potential conflict of interest that may affect the objectivity of this report. Compensation of Research Analysts is not based on any specific merchant banking, investment banking or brokerage service transactions.

Terms & Conditions: This report has been prepared by MCL and is meant for sole use by the recipient and not for circulation. The report and information contained herein is strictly confidential and may not be altered in any way, transmitted to, copied or distributed, in part or in whole, to any other person or to the media or reproduced in any form, without prior written consent of MCL. The report is based on the facts, figures and information that are considered true, correct, reliable and accurate. The intent of this report is not recommendatory in nature. The information is obtained from publicly available media or other sources believed to be reliable. Such information has not been independently verified and no guaranty, representation of warranty, express or implied, is made as to its accuracy, completeness or correctness. All such information and opinions are subject to change without notice. The report is prepared solely for informational purpose and does not constitute an offer document or solicitation of offer to buy or sell or subscribe for securities or other financial instruments for the clients. Though disseminated to all the customers simultaneously, not all customers may receive this report at the same time. MCL will not treat recipients as customers by virtue of their receiving this report.

Analyst Certification The views expressed in this research report accurately reflect the personal views of the analyst(s) about the subject securities or issues, and no part of the compensation of the research analyst(s) was, is, or will be directly or indirectly related to the specific recommendations and views expressed by research analyst(s) in this report.

Disclosure of Interest Statement Companies where there is interest

Analyst's ownership of the stocks mentioned NIL

A graph of daily closing prices of securities is available at www.nseindia.com, www.bseindia.com.

Research Analyst's views on Subject Company may vary based on Fundamental research and Technical Research. Proprietary trading desk of MCL or its associates maintains arm's length distance with Research Team as all the activities are segregated from MCL research activity and therefore it can have an independent view with regards to subject company for which Research Team have expressed their views.

This report is not directed or intended for distribution to or use by any person or entity resident in a state, country or any jurisdiction, where such distribution, publication, availability or use would be contrary to law, regulation or which would subject MCL & its group companies to registration or licensing requirements within such jurisdictions.

Disclaimer: The report and information contained herein is strictly confidential and meant solely for the selected recipient and may not be altered in any way, transmitted to, copied or distributed, in part or in whole, to any other person or to the media or reproduced in any form, without prior written consent. This report and information herein is solely for informational purpose and may not be used or considered as an offer document or solicitation of offer to buy or sell or subscribe for securities or other financial instruments. Nothing in this report constitutes investment, legal, accounting and tax advice or a representation that any investment or strategy is suitable or appropriate to your specific circumstances. The securities discussed and opinions expressed in this report may not be suitable for all investors, who must make their own investment decisions, based on their own investment objectives, financial positions and needs of specific recipient. This may not be taken in substitution for the exercise of independent judgment by any recipient. Each recipient of this document should make such investigations as it deems necessary to arrive at an independent evaluation of an investment in the securities of companies referred to in this document (including the merits and risks involved), and should consult its own advisors to determine the merits and risks of such an investment. The investment discussed or views expressed may not be suitable for all investors. Certain transactions -including those involving futures, options, another derivative products as well as non-investment grade securities - involve substantial risk and are not suitable for all investors. No representation or warranty, express or implied, is made as to the accuracy, completeness or fairness of the information and opinions contained in this document. This information is subject to change without any prior notice. The Company reserves the right to make modifications and alternations to this statement as may be required from time to time without any prior approval. MCL, its associates, their directors and the employees may from time to time, effect or have effected an own account transaction in, or deal as principal or agent in or for the securities mentioned in this document. They may perform or seek to perform investment banking or other services for, or solicit investment banking or other business from, any company referred to in this report. Each of these entities functions as a separate, distinct and independent of each other. The recipient should take this into account before interpreting the document. The views expressed are those of the analyst, and the Company may or may not subscribe to all the views expressed therein. This document is being supplied to you solely for your information and may not be reproduced, redistributed or passed on, directly or indirectly, to any other person or published, copied, in whole or in part, for any purpose. This report is not directed or intended for distribution to, or use by, any person or entity who is a citizen or resident of or located in any locality, state, country or other jurisdiction, where such distribution, publication, availability or use would be contrary to law, regulation or which would subject MCL to any registration or licensing requirement within such jurisdiction. The securities described herein may or may not be eligible for sell in all jurisdictions or to certain category of investors. Persons in whose possession this document may come are required to inform themselves of and to observe such restriction. Neither the Firm, not its directors, employees, agents or representatives shall be liable for any damages whether direct or indirect, incidental, special or consequential including lost revenue or lost profits or lost opportunities that may arise from or in connection with the use of the information. The person accessing this information specifically agrees to exempt MCL or any of its affiliates or employees from, any and all responsibility/liability arising from such misuse and agrees not to hold MCL or any of its affiliates or employees responsible for any such misuse and further agrees to hold MCL or any of its affiliates or employees free and harmless from all losses, costs, damages, expenses that may be suffered by the person accessing this information due to any errors and delays.

Correspondence Office Address: Arch Waterfront, 5th Floor, Block GP, Saltlake, Sector 5, Kolkata 700 091; Tel No.: 033-40541700; www.narnolia.com. Registered Office Address: Shivam Chambers, 1st Floor, 53, Syed Amir Ali Avenue, Kolkata 700 091. Compliance Officer: Manish Kr Agarwal, Email Id: mkagarwal@narnolia.com, Contact No.:033-4054 1766.

Registration details Company & Group entities: MCL: SEBI Registration: INZ000166737 (BSE/NSE/MSE); CDSL: IN-DP-424-2007; NSDL: IN-DP-NSDL-245-2005; Research Analyst: INH300002407, Merchant Banking: (Registration No.: INM000010791), PMS: (Registration No.: INP000002304), AMFI: ARN 3087

SEBI Registration: BSE Broker INZ260010731; NSDL DP: IN-DP-NSDL-371-2014 G. Raj & Company Consultants Ltd (G RAJ), MCX/NCDEX Commodities Broker: INZ000051636 Microsec Commerce Limited, PMS: INP000005109Narnolia Velox Advisory Ltd., Investment Adviser: INA300005439 Eastwind Capital Advisors Pvt Ltd. (EASTWIND), IRDA License No.134 (Microsec Insurance Brokers Limited), AMFI: ARN 20558, PFRDA NPS POP: 35012016 Narnolia Securities Ltd. (NSL), RBI Registered NBFC:B.05.02568 Narnolia Capital Advisors Pvt. Ltd.