

### KEY LEVELS

Support 1 :10606  
Support 2 :10580

Resistance 1:10700  
Resistance 2 :10740

### Event Today

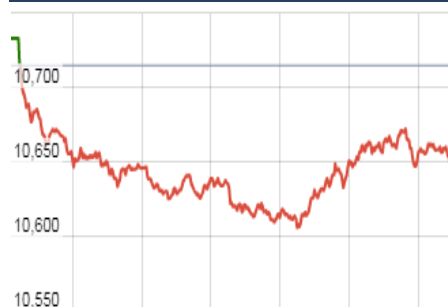
#### Dividend

RELIANCEINF Rs. 3.5

SOUTHBANK Rs. 0.4

Ex-Date: 03 Jul 2018

### Nifty Intraday Chart



### Market Outlook

Yesterday, Nifty opened in positive at 10732 & marginally made a high; from there it started dragging towards downside to hit the low & closed in negative at 10657. It made a high of 10736 & low of 10604. On sectorial front IT, PSU BANK traded positive, where as PHARMA, REALTY, AUTO, FMCG, FIN SERVICE, MEDIA, PVT BANK, METALS. On volatility side India VIX gained by 3.34% & closed at 13.37.

Nifty continued its zigzag move!

Market ended lower due to the weak macros worries but Bulls tried best to recover their lost ground in late hours of trade. Occurrence of Dark cloud cover pattern in daily candlestick chart showing lack of conviction among traders. The index is giving sideways movement in between 10550 and 10850 since last one month. The short term trend of Nifty would be decided after breaching this tight range.

However, key resistances are around 10700-10740 and immediate supports are seen around 10606-10580.

### Market

Market	Value	% Change
<b>Morning Traded Market</b>		
SGX NIFTY	10,665.00	0.15%
NIKKIE	21,786.00	-0.11%
HANG SENG	28,231.00	-2.54%
<b>Yesterday Closing Market</b>		
Sensex	35,264.00	-0.45%
Nifty	10,657.00	-0.53%
DOW	24,307.00	0.15%
NASDAQ	7,567.00	0.76%
CAC	5,276.00	-0.88%
DAX	12,238.00	-0.55%
FTSE	7,547.00	-1.17%
EW ALL SHARE	18,736.00	-0.60%

% Change in 1 day

### Commodity Price ( Yesterday Closing )

Commodity/Currencies	Value	% Change
GOLD	30289.00	-0.47%
SILVER	38637.00	-1.51%
CRUDEOIL	77.87	0.72%
NATURALGAS	197.30	-1.74%
RS./DOLLAR	68.79	0.48%
RS./EURO	80.02	0.31%
RS./POUND	90.49	0.52%

% Change in 1 day

### Institutional Turnover

FII			
Investor	Buy(Cr.)	Sale(Cr.)	Net(Cr.)
02-Jul-18	3543	4749	(1205)
Jul-18	3543	4749	(1205)
2018	677300	710676	(33376)
DII			
Investor	Buy(Cr.)	Sale(Cr.)	Net(Cr.)
02-Jul-18	3829	3462	367
Jul-18	3829	3462	367
2018	491288	428518	62770

*Quote of the Day* : "Stop chasing the money and start chasing the passion."

**AUTO SALES**"Monthly volume  
update"

3rd July 2018

Monthly volume update:

The Passenger vehicle industry has grown by over 35%YoY in June 2018. The growth is on the back of base effect due to GST implementation, strong sales in urban markets and increase in production. However rural sales seemed weaker due to Adhik Maas which lasted till June 12 and delay in monsoon in some of the higher volume driven markets. The CV segment continues to post robust volume growth of over 40%YoY on account of healthy infra activity and robust demand in the private consumption led sectors. Two wheeler industry has posted 22%YoY growth on the back of new launches, rising fuel prices leading to higher sales in the motorcycle segment and strong revival in export markets. The tractor OEMs have also seen close to 30%YoY growth. Overall volume growth for the automobile industry remained strong close to 23-24%YoY in 1QFY19. Our top picks are ASHOKLEY, BAJAJ-AUTO, M&M, ESCORTS and MARUTI.

**PRABHAT DAIRY**

"BUY"

2nd July 2018

PRABHAT's sales in Q4FY18, grew by 7% YOY to Rs 405 cr while PAT remained Rs 18 cr ( Vs loss of Rs 2 cr in Q4FY17). Going forward we expect better volume growth for the company on the back of deeper penetration as company plans to double its distribution reach by FY20. Higher contribution of B2C (Margin ~28%) business and new launches in Value added segment will improve margin going ahead. The company has reduced its receivable days and working capital days by 18 and 23 days respectively in FY18. Total debt went down by Rs 159 cr in FY18 to Rs 199 cr. We expect PRABHAT's sales and PAT to grow at the CAGR of 15% and 26% over FY18-20. We maintain our positive view on this stock and recommend 'BUY' with the previous target price of Rs 188(2x FY20e's BV).

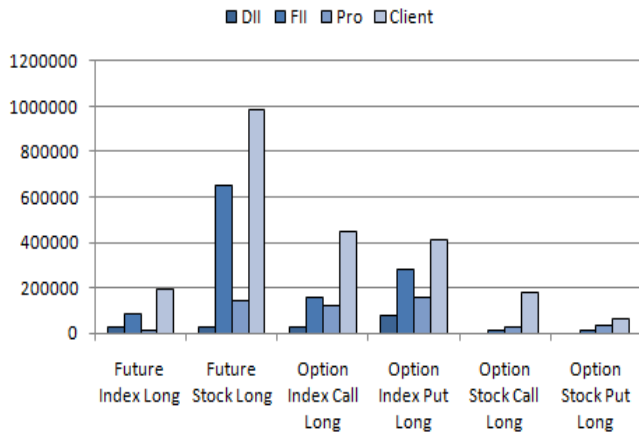
\*For details, refer to our daily report- *India Equity Analytics***Top News**

- Dr Reddy's Labs has announced launch of Repatha in India.
- Aurobindo Pharma has received USFDA approval for Ibuprofen OTC capsules a painkiller drug.
- Tata Power Renewable Energy commissioned 100 MW solar capacity in Andhra Pradesh.
- NCC got four orders worth Rs 2,061 crore in June.
- Hero MotoCorp Total sales rise 12.9 percent at 7.04 lakh units against 6.24 lakh units (YoY).
- Nestle India introduces NESPLUS - an exciting new range of breakfast cereals.
- Greenply Industries commences commercial production of Medium Density Fibreboard (MDF) at its Andhra Pradesh manufacturing unit.
- Volkswagen to invest over Euro 1 billion in India, Skoda to lead the charge.
- DoT seeks sale details of Tata Tele's consumer mobile business to Airtel.
- ITC plans to launch 30 to 40 products each year to become India's biggest FMCG Company.
- Bharat Hotels files Rs 1,200-crore Initial Public Offer papers
- Infrastructure sector growth dips to 10-month low of 3.6% in May.
- Government Set to Hike MSP For Paddy Crop by Rs 200/Quintal.

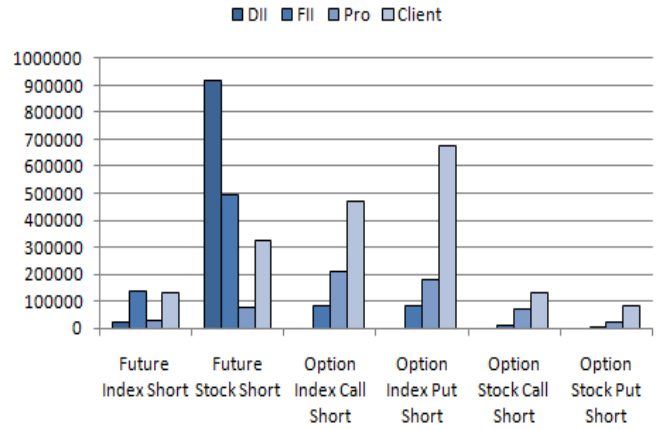
Bulk Deal						
Exchange	Deal Date	Company	Client Name	Deal Type	Quantity	Price
BSE	02-Jul-18	KSK	J M GLOBAL EQUITIES PVT LTD	B	5141361	2
BSE	02-Jul-18	KSK	J M GLOBAL EQUITIES PVT LTD	S	4638823	2
BSE	02-Jul-18	KSK	JMP SECURITIES PVT LTD	B	3925865	2
BSE	02-Jul-18	KSK	JMP SECURITIES PVT LTD	S	2054123	1
BSE	02-Jul-18	ARAVALIS	GARDEN VIEW MEADOWS PVT. LTD.	B	1028000	4
BSE	02-Jul-18	ARAVALIS	RITA SACHDEVA	S	748000	4
BSE	02-Jul-18	PARVATI	POONAM CHOUKSEY	B	547778	4
BSE	02-Jul-18	ICRA	PARI WASHINGTON INDIA MASTER FUND, LTD.	B	330108	3291
BSE	02-Jul-18	ICRA	IIFL MANAGEMENT SERVICES LIMITED	S	330000	3291
BSE	02-Jul-18	ALORA	NILESH JAYSING SHEJWAL	S	300000	1
BSE	02-Jul-18	ARAVALIS	PAULASTYA SACHDEV	S	280000	4
BSE	02-Jul-18	DCMSRMIND	SARASWATI	S	265000	132
BSE	02-Jul-18	WAA	JHAVERI TRADING & INVESTMENT PVT LTD	B	180800	64
BSE	02-Jul-18	ALORA	DARSHANA NIRV SHAH	B	150000	1
BSE	02-Jul-18	ALORA	NIRAV JASWANT SHAH	B	150000	1
BSE	02-Jul-18	IFINSEC	RITU JINDAL	B	150000	30
BSE	02-Jul-18	DCMSRMIND	LILY COMMERCIAL PRIVATE LIMITED	B	106000	132
BSE	02-Jul-18	COSBOARD	KUSH BANSAL	B	41000	29
BSE	02-Jul-18	COSBOARD	KUSH BANSAL	S	40000	27
BSE	02-Jul-18	SIPROJECTS	NIVEDAN BHARADWAJ	S	40000	242
BSE	02-Jul-18	KUBERJI	ARCHNABEN BHAVESHKUMAR SHAH	S	30000	9
BSE	02-Jul-18	KUBERJI	SYKES AND RAY EQUITIES (INDIA) LIMITED	B	30000	9
BSE	02-Jul-18	SIPROJECTS	DIPIKABEN S DOSHI	B	30000	241
BSE	02-Jul-18	KUBERJI	reeta rakesh tiwari	S	24057	10
BSE	02-Jul-18	ROXY	PRAKASH RASIKLAL MASALIA	B	20000	13
BSE	02-Jul-18	NATECO	RATNA SANJEEV PATEL	B	18100	82
BSE	02-Jul-18	KUBERJI	reeta rakesh tiwari	B	1751	10

## F&O OPEN INTEREST ( Number of Contracts )

### LONG POSITION

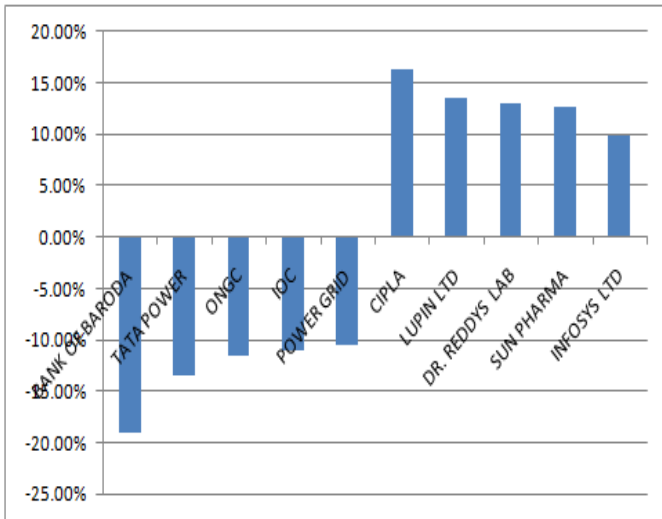


### SHORT POSITION

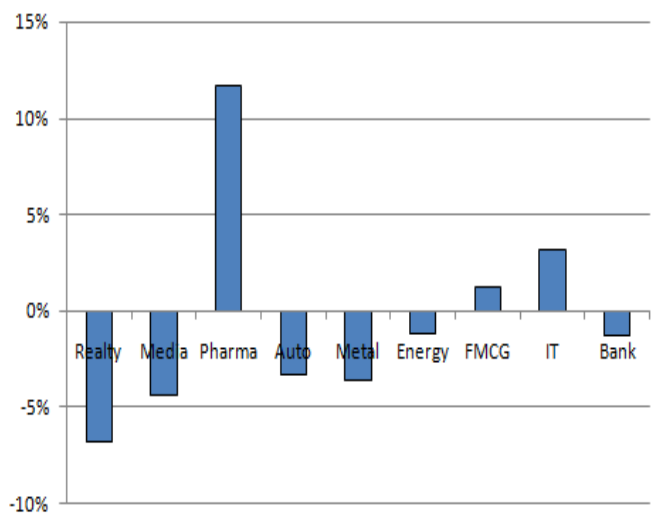


## MARKET MOVERS ( 1 MONTH CHANGE )

### Nifty Movers



### NSE Sectoral Indices Performance



### Result Calendar Q4FY18

BSE Code	Company Name	Date
531882	KWALITY	03-Jul-18
513303	MDRNSTL	03-Jul-18
517228	TRENDELEC	03-Jul-18
500945	VALUEIND	03-Jul-18
506087	ANUPMAL	04-Jul-18
531247	ALPHA	05-Jul-18
507488	GMBREW	05-Jul-18
532886	SELMCL	05-Jul-18
500399	STEELCO	05-Jul-18
511493	VCKCAP	06-Jul-18
524488	SVCIND	07-Jul-18

### Economic Calendar

Country	Monday 2nd July 18	Tuesday 3rd July 18	Wednesday 4th July 18	Thursday 5th July 18	Friday 6th July 18
US	ISM Manufacturing PMI (Jun)	United States - Independence Day, Cap Goods Ship Non Defense Ex Air (MoM) ,Durable Goods Orders (MoM), Factory Orders (MoM) (May),API Weekly Crude Oil Stock	United States - Independence Day	ADP Nonfarm Employment Change (Jun),ISM Non-Manufacturing PMI (Jun),Crude Oil Inventories,FOMC Meeting Minutes.	Exports,Imports,Average Hourly Earnings (MoM) (Jun),Nonfarm Payrolls (Jun).Trade Balance (May),Unemployment Rate (Jun),U.S. Baker Hughes Oil Rig Count,CFTC Crude Oil speculative net positions,CFTC Gold speculative net positions
UK/EURO ZONE	Manufacturing PMI (Jun), Unemployment Rate (May),	Construction PMI (Jun), Retail Sales (MoM) (May),ECB's Praet Speaks	Markit Composite PMI (Jun),Services PMI (Jun),BoE Saporta Speaks	BoE Gov Carney Speaks,ECB's Mersch Speaks	Halifax House Price Index (YoY) (Jun)
INDIA					

## DISCLAIMER

The following Disclosures are being made in compliance with the SEBI Research Analyst Regulations 2014 (herein after referred to as the Regulations). Narnolia Financial Advisors Ltd. (Formerly Microsec Capital Ltd) (MCL) is a SEBI Registered Research Analyst having registration no. INH300002407. MCL, the Research Entity (RE) as defined in the Regulations, is engaged in the business of providing Stock broking services, Depository participant services, Merchant Banking, Portfolio Management & distribution of various financial products. MCL is a subsidiary company of G Raj & Company Consultants Ltd. (GRaj). MCL is registered with the Securities & Exchange Board of India (SEBI) and is a registered Trading Member with National Stock Exchange of India Ltd. (NSE), Bombay Stock Exchange Limited (BSE) and Metropolitan Stock Exchange Of India Ltd. (MSEI) for its stock broking activities & is Depository participant with Central Depository Services Limited (CDSL) & National Securities Depository Limited (NSDL) and is member of Association of Mutual Funds of India (AMFI) for distribution of financial products. MCL is also SEBI registered Category 1 Merchant Banker & Portfolio Manager. Details of associate entities of MCL is available on the website at [www.narnolia.com](http://www.narnolia.com)

No penalties have been levied on MCL by any Regulatory/Statutory authority. MCL, its associates, Research Analyst or their relative may have any financial interest in the subject company. MCL and/or its associates and/or Research Analyst may have beneficial ownership of 1% or more securities in the subject company at the end of the month immediately preceding the date of publication of the Research Report. MCL and its associate company(ies), their directors and Research Analyst and their relatives may; (a) from time to time, have a long or short position in, act as principal in, and buy or sell the securities or derivatives thereof of companies mentioned herein. (b) be engaged in any other transaction involving such securities and earn brokerage or other compensation or act as a market maker in the financial instruments of the company(ies) discussed herein or act as an advisor or lender/borrower to such company(ies) or may have any other potential conflict of interests with respect to any recommendation and other related information and opinions.; however the same shall have no bearing whatsoever on the specific recommendations made by the analyst(s), as the recommendations made by the analyst(s) are completely independent of the views of the associates of MCL even though there might exist an inherent conflict of interest in some of the stocks mentioned in the research report. Research Analyst may have served as director/officer, etc. in the subject company in the last 12 month period. MCL and/or its associates may have received any compensation from the subject company in the past 12 months. In the last 12 months period ending on the last day of the month immediately preceding the date of publication of this research report, MCL or any of its associates may have: a) managed or co-managed public offering of securities from subject company of this research report, b) received compensation for investment banking or merchant banking or brokerage services from subject company of this research report, c) received compensation for products or services other than investment banking or merchant banking or brokerage services from the subject company of this research report. d) Subject Company may have been a client of MCL or its associates during twelve months preceding the date of distribution of the research report. MCL and its associates have not received any compensation or other benefits from the subject company or third party in connection with the research report. MCL and / or its affiliates do and seek to do business including investment banking with companies covered in its research reports. As a result, the recipients of this report should be aware that MCL may have a potential conflict of interest that may affect the objectivity of this report. Compensation of Research Analysts is not based on any specific merchant banking, investment banking or brokerage service transactions.

**Terms & Conditions:** This report has been prepared by MCL and is meant for sole use by the recipient and not for circulation. The report and information contained herein is strictly confidential and may not be altered in any way, transmitted to, copied or distributed, in part or in whole, to any other person or to the media or reproduced in any form, without prior written consent of MCL. The report is based on the facts, figures and information that are considered true, correct, reliable and accurate. The intent of this report is not recommendatory in nature. The information is obtained from publicly available media or other sources believed to be reliable. Such information has not been independently verified and no guaranty, representation of warranty, express or implied, is made as to its accuracy, completeness or correctness. All such information and opinions are subject to change without notice. The report is prepared solely for informational purpose and does not constitute an offer document or solicitation of offer to buy or sell or subscribe for securities or other financial instruments for the clients. Though disseminated to all the customers simultaneously, not all customers may receive this report at the same time. MCL will not treat recipients as customers by virtue of their receiving this report.

**Analyst Certification** The views expressed in this research report accurately reflect the personal views of the analyst(s) about the subject securities or issues, and no part of the compensation of the research analyst(s) was, is, or will be directly or indirectly related to the specific recommendations and views expressed by research analyst(s) in this report.

**Disclosure of Interest Statement Companies where there is interest**

Analyst's ownership of the stocks mentioned NIL

A graph of daily closing prices of securities is available at [www.nseindia.com](http://www.nseindia.com), [www.bseindia.com](http://www.bseindia.com).

Research Analyst's views on Subject Company may vary based on Fundamental research and Technical Research. Proprietary trading desk of MCL or its associates maintains arm's length distance with Research Team as all the activities are segregated from MCL research activity and therefore it can have an independent view with regards to subject company for which Research Team have expressed their views.

This report is not directed or intended for distribution to or use by any person or entity resident in a state, country or any jurisdiction, where such distribution, publication, availability or use would be contrary to law, regulation or which would subject MCL & its group companies to registration or licensing requirements within such jurisdictions.

**Disclaimer:** The report and information contained herein is strictly confidential and meant solely for the selected recipient and may not be altered in any way, transmitted to, copied or distributed, in part or in whole, to any other person or to the media or reproduced in any form, without prior written consent. This report and information herein is solely for informational purpose and may not be used or considered as an offer document or solicitation of offer to buy or sell or subscribe for securities or other financial instruments. Nothing in this report constitutes investment, legal, accounting and tax advice or a representation that any investment or strategy is suitable or appropriate to your specific circumstances. The securities discussed and opinions expressed in this report may not be suitable for all investors, who must make their own investment decisions, based on their own investment objectives, financial positions and needs of specific recipient. This may not be taken in substitution for the exercise of independent judgment by any recipient. Each recipient of this document should make such investigations as it deems necessary to arrive at an independent evaluation of an investment in the securities of companies referred to in this document (including the merits and risks involved), and should consult its own advisors to determine the merits and risks of such an investment. The investment discussed or views expressed may not be suitable for all investors. Certain transactions -including those involving futures, options, another derivative products as well as non-investment grade securities - involve substantial risk and are not suitable for all investors. No representation or warranty, express or implied, is made as to the accuracy, completeness or fairness of the information and opinions contained in this document. This information is subject to change without any prior notice. The Company reserves the right to make modifications and alternations to this statement as may be required from time to time without any prior approval. MCL, its associates, their directors and the employees may from time to time, effect or have effected an own account transaction in, or deal as principal or agent in or for the securities mentioned in this document. They may perform or seek to perform investment banking or other services for, or solicit investment banking or other business from, any company referred to in this report. Each of these entities functions as a separate, distinct and independent of each other. The recipient should take this into account before interpreting the document. The views expressed are those of the analyst, and the Company may or may not subscribe to all the views expressed therein. This document is being supplied to you solely for your information and may not be reproduced, redistributed or passed on, directly or indirectly, to any other person or published, copied, in whole or in part, for any purpose. This report is not directed or intended for distribution to, or use by, any person or entity who is a citizen or resident of or located in any locality, state, country or other jurisdiction, where such distribution, publication, availability or use would be contrary to law, regulation or which would subject MCL to any registration or licensing requirement within such jurisdiction. The securities described herein may or may not be eligible for sell in all jurisdictions or to certain category of investors. Persons in whose possession this document may come are required to inform themselves of and to observe such restriction. Neither the Firm, not its directors, employees, agents or representatives shall be liable for any damages whether direct or indirect, incidental, special or consequential including lost revenue or lost profits or lost opportunities that may arise from or in connection with the use of the information. The person accessing this information specifically agrees to exempt MCL or any of its affiliates or employees from, any and all responsibility/liability arising from such misuse and agrees not to hold MCL or any of its affiliates or employees responsible for any such misuse and further agrees to hold MCL or any of its affiliates or employees free and harmless from all losses, costs, damages, expenses that may be suffered by the person accessing this information due to any errors and delays.

Correspondence Office Address: Arch Waterfront, 5th Floor, Block GP, Saltlake, Sector 5, Kolkata 700 091; Tel No.: 033-40541700; [www.narnolia.com](http://www.narnolia.com). Registered Office Address: Shivam Chambers, 1st Floor, 53, Syed Amir Ali Avenue, Kolkata 700 091. Compliance Officer: Manish Kr Agarwal, Email Id: [mkagarwal@narnolia.com](mailto:mkagarwal@narnolia.com), Contact No.:033-4054 1766.

Registration details Company & Group entities: MCL: SEBI Registration: INZ000166737 (BSE/NSE/MSE); CDSL: IN-DP-424-2007; NSDL: IN-DP-NSDL-245-2005; Research Analyst: INH300002407, Merchant Banking: (Registration No.: INM000010791), PMS: (Registration No.: INP000002304), AMFI: ARN 3087

SEBI Registration: BSE Broker INZ260010731; NSDL DP: IN-DP-NSDL-371-2014 G. Raj & Company Consultants Ltd (G RAJ), MCX/NCDEX Commodities Broker: INZ000051636 Microsec Commerce Limited, PMS: INP000005109Narnolia Velox Advisory Ltd., Investment Adviser: INA300005439 Eastwind Capital Advisors Pvt Ltd. (EASTWIND), IRDA License No.134 (Microsec Insurance Brokers Limited), AMFI: ARN 20558, PFRDA NPS POP: 35012016 Narnolia Securities Ltd. (NSL), RBI Registered NBFC:B.05.02568 Narnolia Capital Advisors Pvt. Ltd.