

KEY LEVELS

Support 1 : 9838
Support 2: 9782

Resistance : 10115
Resistance 2: 10230

Nifty Intraday Chart



Market Outlook

After opening on a subdued note, Nifty continuously fell to make an intraday low of 10054.90 yesterday and closed the day at 10081.50. It had net loss of 0.33% over the previous trading day's close. The midcap index closed in green while the small cap index moved in line with the benchmark index and closed after losing 0.36%.

On the sectoral front, selling was witnessed across the board. FMCG, Information Technology and Pharmaceutical indices were the main catalysts to drag the market lower. The breadth of the market was negative and about three shares declined as against two shares advanced at NSE.

Nifty derivative range as suggested by structure of open interest at different strike price suggests 9800-10000 for remaining days of July series. Initial range suggested for August series is 9700-10000. Also at the money strangle premium for August series is Rs 267 much higher than how July series has started and this implies market participants assumes some volatility in August series. After correcting sharply in May, Nifty Small Cap Index made a new high on Friday suggesting sharp stock specific move will continue.

Among international development - Venezuela's sovereign debt saw sharp decline last week amid talk of US sanction ahead of Venezuela's president announcing to re-write its constitutions. Venezuela's GDP has already shrunk by about 32% since 2014 as it is dependent mostly on oil export. Any further negative development here could see higher volatility in commodity market across globe.

Quote of the Day : "Never adopt permanently any type of asset or any selection method. Try to stay flexible, open-minded, and skeptical."

John Templeton

Market

Market	Value	% Change
--------	-------	----------

Morning Traded Market

SGX NIFTY	10,063.00	-0.24%
NIKKIE	20052	-0.14%
HANG SENG	27,658.00	0.43%

Yesterday Closing Market

Sensex	32,476.74	-0.30%
Nifty	10,081.50	-0.33%
DOW	22,016.00	0.24%
NASDAQ	6,362.64	0.00%
CAC	5,107.25	-0.39%
DAX	12,181.43	-0.57%
FTSE	7,411.43	-0.17%
EW ALL SHARE	18,187.00	0.15%

% Change in 1 day

Commodity Price (Yesterday Closing)

Commodity/Currencies	Value	% Change
GOLD	28437.00	0.12%
SILVER	38116.00	-1.03%
CRUDEOIL	52.19	-0.29%
NATURALGAS	180.20	-0.55%
DOLLAR/RS.	63.70	-0.59%
EURO/RS.	75.36	-0.50%
POUND/RS.	84.28	-0.43%

% Change in 1 day

Institutional Turnover

FII

Investor	Buy(Cr.)	Sale(Cr.)	Net(Cr.)
02-Aug-17	4062	3588	474
Aug-17	8578	9050	(472)
2017	762330	738983	23347

DII

Investor	Buy(Cr.)	Sale(Cr.)	Net(Cr.)
02-Aug-17	6985	5827	1158
Aug-17	4313	2923	1391
2017	448656	420931	27726

Event Today

Today Result

BAJAJELEC , BBTC , CEATLTD , COLPAL
CUMMINSIND , ELECON , EXCELINDUS
GREAVESCOT , GUJALKALI , HATHWAYB
HCC , ICRA , IOC , JINDALSAW
JKLAKSHMI , KOKUYOCLN,
PNBHOUSING , RAMCOCEM , RAMCOSYS
TITAN , VIPIND

Concall

Hexaware : 8:45 AM
Magma Fincorp , Emami : 11:00 AM
Lupin , Reliance Infra : 12:00 PM,
Godrej Prop , Century Ply : 3:30 PM
VIP Inds , Jyothy Lab , ENIL : 4:00 PM
Tejas Networks : 4:00 PM,
Majesco , HCC : 5:00 PM

Dividend

ASYL : Rs 0.25/- , AVANTI : Rs 9/-
CLNINDIA : Rs 25/-,DECCANCE : Rs 6/-,
DIANATEA : Rs 0.25/-,EMAMIPAP : Rs 1.2/-,
FAIRCHEM : Rs 1.00/-, FLEXFO : Rs 2.50/-
FOSECOIND : Rs 6/- , HCLTECH : Rs 2/-
HCLTECH : Rs 2/-, IVP : Rs 2/-
JMCPROJECT : Rs 1.5/- , KAJARIACER : Rs 3/-
KALPATPOWR : Rs 2/- , KDDL : Rs 1.5/-
MINDTECK : Rs 1/-, NATFIT : Rs 2/-
ORIENTPPR : Rs 0.50/- , QUICKHEA : Rs 0.25/-
RAJGLOWIR : Rs 1.5/- ,RAJPALAYAM : Rs 4/-
SAMBANDAM : Rs4/- , SAVERA : Rs 1.5/-
SHILCTECH : Rs 3/- , SONATSOFTW ; Rs 5.5/-
SPAL : Rs 0.5/-, SWELECT : Rs 4/
VOLTAMP : Rs 15/-, VSTILLERS : Rs 15/-
(Exdate : 3.8.2017)

KEC**"BUY ON DIP"****3rd Aug 2017**

KEC International is a global infrastructure Engineering, Procurement and Construction major with presence in more than 63 countries. GST was successfully rolled out from the July and temporally slowed down ordering activity in domestic market. Order intake during the quarter remained flat on YoY basis. Q1FY18 result is largely in line with our expectation. Huge bid pipeline in Transmission and Distribution especially from the state boards ensure strong order intake going ahead. Despite the GST management reiterated revenue guidance of 15% and healthy EBITDA margin of 9-9.5% in FY18. During the quarter KEC has received Rs. 300 Cr of account receivable from Saudi and easy payment system will further support the margin. However, debt was increased in first quarter because of elevated inventory due to hold back of some of the delivery in cable but it will normalize at the end of current quarter. We expect improvement in SAE business performance from second half. We continue to hold positive view on the stock based on strong revenue growth with improving bottom-line. We maintain our rating "BUY ON DIPS" with unchanged target price of Rs. 325/-

GODREJCP**"HOLD"****2nd Aug 2017**

GODREJCP's result for Q1FY18 was below than our expectations, margins remain dampener, main positive remain African and Europe business which grew 26% and 24% YoY respectively in Constant currency (cc) terms. Domestic soap business showed encouraging growth of 7% YoY in this quarter. Indonesian business de grew by 11% in cc term, witnessing sharp competitive intensity. Management expects improvement in Indonesian business Q3FY18 onwards. Going forward we expect domestic volume to recover considering restocking by channel partners while expect headwind to continue for Indonesian business for little longer although new team in place may lead sharper recovery. GODREJCP remained one of best stock in our horizon, considering strong pipeline of new product launches, entry in professional hair product segment and efforts regarding rejuvenating Indonesian business, we maintain our 'Hold' rating on it. The company is presently trading at 37 times of FY19 expected EPS and 10 times of FY19 book value.

*For details, refer to our daily report- *India Equity Analytics***Top News****DCM Shriram Limited Concall Update**

→Chloro Vinyl: Newly commissioned facility at Bharuch unit is operating at 82% capacity utilization and management expects that it can reach to 93% utilization till Q4FY18 End as chlorine market picks up.

→Expansion of chemicals at Kota at an investment of Rs97.5Cr is progressing as per plan and is likely to be commissioned by Q4FY18.

→In case DBT will be implemented as per the current structure then it will impact company working cycle in negative way.

→Input costs, especially carbon and coal, are on an uptrend resulting in pressure on costs and margin.

→Business focused on improving cost structures to sustain margins and growth in the business.

→Sugar-The current inventory which the company holds is valued at Rs30/kg.

→Sugar volume and sale will be significantly higher than the last year in FY18.(In FY17 Sugar Sale-37lakh quintal).

→This season crushing operations were higher by 47% over last season leading to higher production. Sugar recovery for the season, stood at 11.11% which is same as last season.

→Distillery project at Hariawan unit with an investment of Rs185Cr is progressing as per plan and will be commissioned by Q4FY18.

→ In Distillery Segment management expecting EBITDA of Rs40-50Cr in FY19.

→Tax Rate for FY18=18%-18.5 %.(Tax Rate FY17-13%).

→Debt Repayment Schedule of Rs 60Cr-70Cr each year spread over longer period.

Marico Result concall Q1FY18:

Q2FY18 will be near to normal.

Witnessing headwind in rural whole sale. South and west are almost normal.

Expects 8-10% overall volume growth for balance of the year.

passed the benefit of GST to the consumer in Suffola(reducing price by 3-4%) and VAHO(by 5%) .

Bangladesh is back to normal. Expects double digit growth in FY18.

Margin will be around 17-18% in FY18.

Ad & P expenses will be back to normal in the range of 11-12% for balance of the year.

In 2-5 years , digital business will be significant groeth driver for Marico.

GREENPLY CONCALL HIGHLIGHTS (1QFY18)

>> Net Sales down by 6% YoY to Rs. 390 crores.

>> De-growth in plywood and MDF revenues grew and contributed to net sales.

>>New MDF plant in Andhra affected the top line.

>>Manufacturing unit in UP and Gujarat plant will be open in 2QFY19.

>>EBITDA Margin has come down to 14.5%.

>>PAT is declined by 10% due to the currency losses.

>>Working capital days has improved by 2days YoY to 45days.

>>Real growth will be come on FY19.

>>Growth in export is 73%.

>>30-40% production is noticed from new plant.

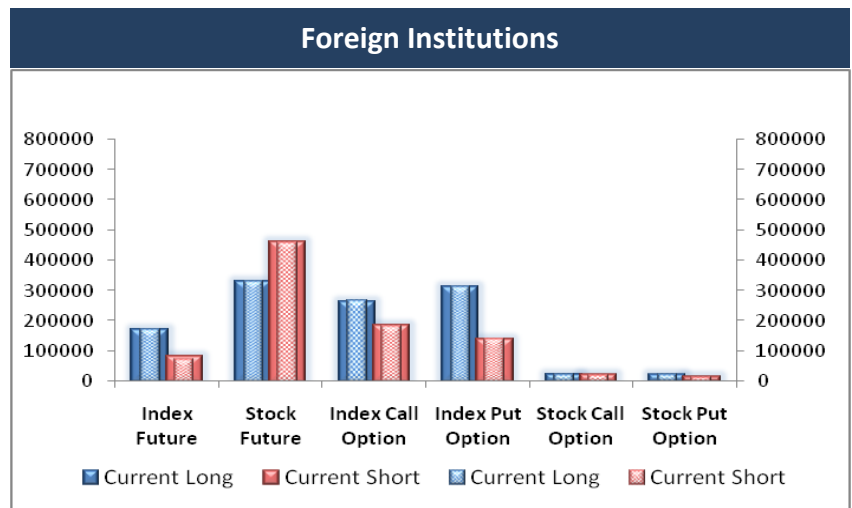
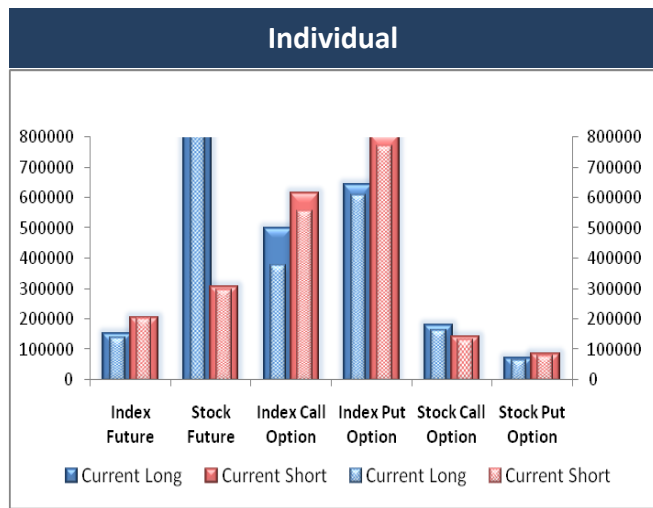
>> Export margin from domestic market is 27%.

>>Inventory is not the concerned for next quarters.

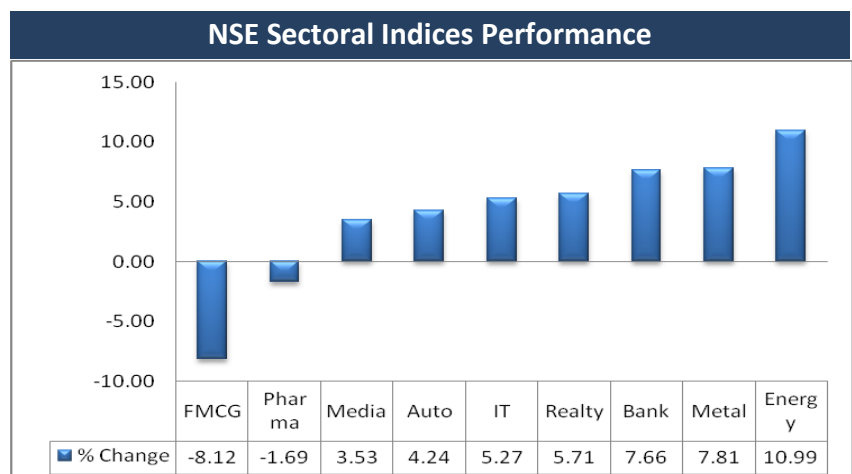
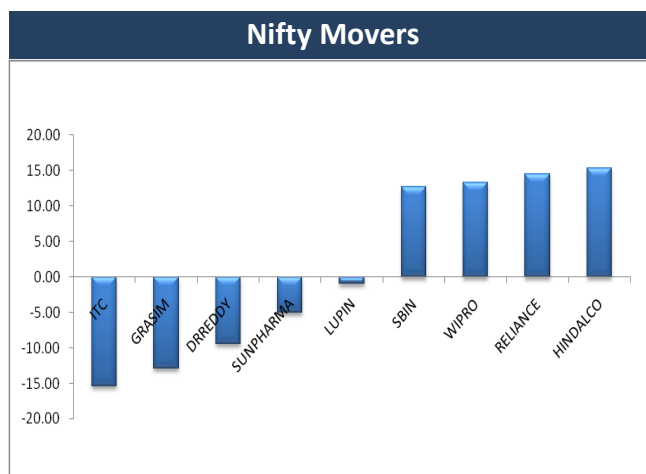
Block Deal

Exchange	Deal Date	Company	Client Name	Deal Type	Quantity	Price
NSE	02-Aug-17	BIRLAMONEY	JMP SECURITIES PVT LTD	BUY	301511	117
NSE	02-Aug-17	BIRLAMONEY	JYOTI PORTFOLIO PRIVATE LIMITED	BUY	300000	116
NSE	02-Aug-17	GUJAPOLLO	GUJARAT APOLLO INDUSTRIES LIMITED	BUY	70065	185
NSE	02-Aug-17	JPASSOCIAT	ADROIT SHARE & STOCK BROKER PVT. LTD.	BUY	18992155	27
NSE	02-Aug-17	NELCO	ANKITA VISHAL SHAH	BUY	127958	103
NSE	02-Aug-17	BIRLAMONEY	JMP SECURITIES PVT LTD	SELL	238086	117
NSE	02-Aug-17	BIRLAMONEY	JYOTI PORTFOLIO PRIVATE LIMITED	SELL	251962	118
NSE	02-Aug-17	JPASSOCIAT	ADROIT SHARE & STOCK BROKER PVT. LTD.	SELL	20137686	27
NSE	02-Aug-17	NELCO	ANKITA VISHAL SHAH	SELL	127958	103
NSE	02-Aug-17	SHILPI	GLOBAL FOCUS FUND	SELL	772676	33

F&O OPEN INTEREST (Number of Contracts)



MARKET MOVERS (1 MONTH CHANGE)



Result Calendar Q1FY18

Bse Code	Company Name	Date	Bse Code	Company Name	Date
539661	ACEMEN	03-Aug-17	532370	RAMCOSYS	03-Aug-17
532406	AVANTEL	03-Aug-17	532735	RSYSTEMINT	03-Aug-17
500031	BAJAJELEC	03-Aug-17	531869	SACHEMT	03-Aug-17
501425	BBTC	03-Aug-17	539252	SCFL	03-Aug-17
500878	CEATLTD	03-Aug-17	512529	SEQUENT	03-Aug-17
500830	COLPAL	03-Aug-17	539520	SHAILJA	03-Aug-17
500480	CUMMINSIND	03-Aug-17	524336	SHHARICH	03-Aug-17
505700	ELECON	03-Aug-17	505592	SHKRISHNAB	03-Aug-17
500128	ELECTCAST	03-Aug-17	539334	SHREEPUSHK	03-Aug-17
533477	ENKEIWHEL	03-Aug-17	532007	SHVFL	03-Aug-17
500133	ESABINDIA	03-Aug-17	530289	SPCAPIT	03-Aug-17
500650	EXCELINDUS	03-Aug-17	540575	STARCEMENT	03-Aug-17
531375	GCCLINP	03-Aug-17	531901	STERWEB	03-Aug-17
501455	GREAVESCOT	03-Aug-17	508969	SULABEN	03-Aug-17
530001	GUJALKALI	03-Aug-17	506854	TANFACIND	03-Aug-17
511441	GUJCREC	03-Aug-17	540595	TEJASNET	03-Aug-17
509073	HATHWAYB	03-Aug-17	500114	TITAN	03-Aug-17
500185	HCC	03-Aug-17	531846	TRINITYLEA	03-Aug-17
534328	HEXATRADEX	03-Aug-17	539874	UJJIVAN	03-Aug-17
500184	HSCL	03-Aug-17	507880	VIPIND	03-Aug-17
532835	ICRA	03-Aug-17	530697	ZENLABS	03-Aug-17
517526	INDITALIA	03-Aug-17	512017	ZEXDONTR	03-Aug-17
533676	INDOTHAI	03-Aug-17	523204	ABAN	04-Aug-17
531314	INTCAPM	03-Aug-17	505665	ABCBEARS	04-Aug-17
536868	INTELSOFT	03-Aug-17	523411	ADCINDIA	04-Aug-17
530965	IOC	03-Aug-17	522273	AHMDSTE	04-Aug-17
500378	JINDALSAW	03-Aug-17	533029	ALKALI	04-Aug-17
500380	JKLAKSHMI	03-Aug-17	526397	ALPHAGEO	04-Aug-17
532642	JSWHL	03-Aug-17	530133	AMCOIND	04-Aug-17
531413	KIRANPR	03-Aug-17	532418	ANDHRABANK	04-Aug-17
500245	KIRLFER	03-Aug-17	500877	APOLLOTYRE	04-Aug-17
523207	KOKUYOCLN	03-Aug-17	540616	ARTEMIS	04-Aug-17
531664	MAHAV	03-Aug-17	500101	ARVIND	04-Aug-17
501473	MALTC	03-Aug-17	505029	ATLASCYCLE	04-Aug-17
538970	MANVIJAY	03-Aug-17	539834	BALGOPAL	04-Aug-17
539289	MJCO	03-Aug-17	522004	BATLIBOI	04-Aug-17
532376	MRO-TEK	03-Aug-17	512195	BENTCOM	04-Aug-17
532864	NELCAST	03-Aug-17	509480	BERGEPAIN	04-Aug-17
535458	NIBL	03-Aug-17	539662	BFLDEV	04-Aug-17
530175	ODYSSEY	03-Aug-17	524396	BIOFILCHEM	04-Aug-17
540173	PNBHOUSING	03-Aug-17	526925	BOBSHELL	04-Aug-17
526773	PRESSURS	03-Aug-17	505690	BRADYM	04-Aug-17
512217	PRISMMEDI	03-Aug-17	509486	CAPRIHANS	04-Aug-17
509220	PTL	03-Aug-17	504671	CHASBRT	04-Aug-17
500260	RAMCOCEM*	03-Aug-17	500110	CHENNPETRO	04-Aug-17
532369	RAMCOIND	03-Aug-17	532992	CHLLTD	04-Aug-17

500096	DABUR	04-Aug-17	501242	TCIFINANCE	04-Aug-17
539770	DARJEELING	04-Aug-17	517562	TRIGYN	04-Aug-17
532760	DEEPIND	04-Aug-17	507747	TTKHEALTH	04-Aug-17
539405	DITCO	04-Aug-17	538565	VISTARAMAR	04-Aug-17
504908	DUNCANENG	04-Aug-17	539118	VRLLLOG	04-Aug-17
500125	EIDPARRY	04-Aug-17	532144	WELCORP	04-Aug-17
523127	EIHAHOTELS	04-Aug-17	501391	WHBRADY	04-Aug-17
532843	FORTIS	04-Aug-17	512367	ZSHERAPR	04-Aug-17
538568	FRUTION	04-Aug-17	512291	ZSPEEDCO	04-Aug-17
534063	FUTSOL	04-Aug-17	532774	AFL	05-Aug-17
512443	GANONTR	04-Aug-17	532327	ALLSOFT	05-Aug-17
500670	GNFC	04-Aug-17	532141	ANDHRACEMT	05-Aug-17
509488	GRAPHITE	04-Aug-17	500012	ANDHRAPET	05-Aug-17
500690	GSFC	04-Aug-17	531179	ARMANFIN	05-Aug-17
532467	HAZOOR	04-Aug-17	505681	BIMETAL	05-Aug-17
500104	HINDPETRO	04-Aug-17	523019	BNRSEC	05-Aug-17
500850	INDHOTEL	04-Aug-17	530809	BNRUDY	05-Aug-17
517423	INTEGSW	04-Aug-17	502216	BOMBOPOT	05-Aug-17
511618	JKIND	04-Aug-17	538786	CIL	05-Aug-17
533293	KIRLOSENG	04-Aug-17	534691	COMCL	05-Aug-17
540192	LKPSEC	04-Aug-17	535267	COMFINCAP	05-Aug-17
500520	M&M	04-Aug-17	531216	COMFINTE	05-Aug-17
532637	MANGALAM	04-Aug-17	533309	DALMIABHA	05-Aug-17
530543	MARG	04-Aug-17	531599	FDC	05-Aug-17
500206	MARGOFIN	04-Aug-17	523836	GUJRAFIA	05-Aug-17
524084	MONSANTO	04-Aug-17	539176	HAWAENG	05-Aug-17
500290	MRF	04-Aug-17	530519	INTERFAC	05-Aug-17
524808	PHYTO	04-Aug-17	532532	JPASSOCIAT	05-Aug-17
531172	PRANAVSP	04-Aug-17	526923	KUMAKAIND	05-Aug-17
532441	RAINBOWDQ	04-Aug-17	512048	LUHARUKA	05-Aug-17
500358	RAMAPETRO	04-Aug-17	511000	MADHUSE	05-Aug-17
531033	REGAL	04-Aug-17	524232	MAHAPOL	05-Aug-17
535322	REPCOHOME	04-Aug-17	538964	MERCURYLAB	05-Aug-17
520008	RICOAUTO	04-Aug-17	526642	MIRZAINI	05-Aug-17
531539	RISHDIGA	04-Aug-17	524709	NAGAAGRI	05-Aug-17
533168	ROSSELLIND	04-Aug-17	530119	NATRAJPR	05-Aug-17
532983	RPGLIFE	04-Aug-17	532698	NITINSPIN	05-Aug-17
503691	SAHARA	04-Aug-17	502165	OCL	05-Aug-17
538992	SAPL	04-Aug-17	523389	OXIDE	05-Aug-17
532163	SAREGAMA	04-Aug-17	519439	PIONAGR	05-Aug-17
540203	SFL	04-Aug-17	513613	PRESHAMET	05-Aug-17
512393	SHARDUL	04-Aug-17	531688	PRITHVIEXCH	05-Aug-17
517411	SHYAMTEL	04-Aug-17	532891	PURVA	05-Aug-17
532784	SOBHA	04-Aug-17	532024	RBGUPTA	05-Aug-17
539026	SSPNFIN	04-Aug-17	530517	RELAXO	05-Aug-17
513151	STINDIA	04-Aug-17	512047	ROYALIND	05-Aug-17
590072	SUNDRMBRAK	04-Aug-17	513295	RUCHISTR	05-Aug-17
512527	SUPER	04-Aug-17	504614	SARDAEN	05-Aug-17
539406	SWAGTAM	04-Aug-17	519031	SHAHFOOD	05-Aug-17

504382	SMPLXTR	05-Aug-17	515055	ANANTRAJ	08-Aug-17
532872	SPARC	05-Aug-17	539151	ARFIN	08-Aug-17
532276	SYNDIBANK	05-Aug-17	531017	ARISE	08-Aug-17
531115	SYNERGY	05-Aug-17	539301	ARVSMART	08-Aug-17
513540	TNSTLTU	05-Aug-17	539017	ASHFL	08-Aug-17
536565	TRIMURTHI	05-Aug-17	523716	ASHIANA	08-Aug-17
530459	VALSONQ	05-Aug-17	521076	ASIL	08-Aug-17
532116	XOINFO	05-Aug-17	532830	ASTRAL	08-Aug-17
500008	AMARAJABAT	07-Aug-17	506820	ASTRAZEN	08-Aug-17
504648	BOMBWIR	07-Aug-17	512277	AUTOINT	08-Aug-17
500825	BRITANNIA	07-Aug-17	532989	BAFNAPHARM	08-Aug-17
524742	CAPPL	07-Aug-17	500102	BALLARPUR	08-Aug-17
523736	DPL	07-Aug-17	532149	BANKINDIA	08-Aug-17
526468	EUROLED	07-Aug-17	512608	BHANDHOS	08-Aug-17
531508	EVEREADY	07-Aug-17	500060	BIRLACABLE	08-Aug-17
523574	FEL	07-Aug-17	502761	BLUBLND-B	08-Aug-17
570002	FELDVR	07-Aug-17	500040	CENTURYTEX	08-Aug-17
500142	FGP	07-Aug-17	500085	CHAMBLFERT	08-Aug-17
501848	GLOBOFFS	07-Aug-17	501831	COASTCORP	08-Aug-17
500166	GOODRICKE	07-Aug-17	538868	CSL	08-Aug-17
526751	GRATEXI	07-Aug-17	506401	DEEPAKNI	08-Aug-17
505710	GRAUWEIL	07-Aug-17	500119	DHAMPURSUG	08-Aug-17
533315	INOVSYNTH	07-Aug-17	533336	DHUNINV	08-Aug-17
539597	JSLHISAR	07-Aug-17	517437	DUTRON	08-Aug-17
539524	LALPATHLAB	07-Aug-17	503681	ELCIDIN	08-Aug-17
500252	LAXMIMACH	07-Aug-17	522027	EMAINDIA	08-Aug-17
512455	LLOYDSME	07-Aug-17	540153	ENDURANCE	08-Aug-17
500126	MERCK	07-Aug-17	540064	FRETAIL	08-Aug-17
524816	NATCOPHARM	07-Aug-17	532809	FSL	08-Aug-17
526721	NICCOPAR	07-Aug-17	505714	GABRIEL	08-Aug-17
523385	NILKAMAL	07-Aug-17	539492	GARBIFIN	08-Aug-17
537839	PHOENIXTN	07-Aug-17	517300	GIPCL	08-Aug-17
532254	POLARIS	07-Aug-17	531449	GRMOVER	08-Aug-17
526009	PROCAL	07-Aug-17	500676	GSKCONS	08-Aug-17
526823	RAJINFRA	07-Aug-17	540602	GTPL	08-Aug-17
590051	SAKSOFT	07-Aug-17	514386	GUJCOTEX	08-Aug-17
526739	SHAWGELTIN	07-Aug-17	524080	HARLETH	08-Aug-17
538891	SIPROJECTS	07-Aug-17	532333	HBPOR	08-Aug-17
533306	SUMMITSEC	07-Aug-17	539224	HCKKVENTURE	08-Aug-17
532070	SUPRBPA	07-Aug-17	501295	IITL	08-Aug-17
500470	TATASTEEL	07-Aug-17	533177	IL&FSTRANS	08-Aug-17
512117	TWIROST	07-Aug-17	504092	INDOKEM	08-Aug-17
512511	VARUNME	07-Aug-17	532705	JAGRAN	08-Aug-17
500238	WHIRLPOOL	07-Aug-17	523398	JCHAC	08-Aug-17
538451	WORTH	07-Aug-17	532286	JINDALSTEL	08-Aug-17
500488	ABBOTINDIA	08-Aug-17	536493	JK AGRI	08-Aug-17
539560	ABHIJIT	08-Aug-17	508929	JOYREALTY	08-Aug-17
531147	ALICON	08-Aug-17	506525	KANORICHEM	08-Aug-17
531300	AMITINT	08-Aug-17	531587	KNIWE	08-Aug-17

532899	KSCL	08-Aug-17	522113	TIMKEN	08-Aug-17
500250	LGBBROSLTD	08-Aug-17	500231	UMANGDAIR	08-Aug-17
533007	LGBFORGE	08-Aug-17	504212	UNIVCABLES	08-Aug-17
502157	MANGLMCEM	08-Aug-17	524408	UNIVSTAR	08-Aug-17
532654	MCLEODRUSS	08-Aug-17	509960	UPHOT	08-Aug-17
532865	MEGH	08-Aug-17	517146	USHAMART	08-Aug-17
538890	MKEXIM	08-Aug-17	539543	VALLEY	08-Aug-17
503015	MODERN	08-Aug-17	531950	VERTEX	08-Aug-17
531039	MSECURI	08-Aug-17	520113	VESUVIUS	08-Aug-17
533398	MUTHOOTFIN	08-Aug-17	531668	VISIONCO	08-Aug-17
500294	NCC	08-Aug-17	509026	VJTFEDU	08-Aug-17
509040	NETLINK	08-Aug-17	519224	WILLAMAGOR	08-Aug-17
534076	ORIENTREF	08-Aug-17	512587	ZODJRDMKJ	08-Aug-17
508941	PANCARBON	08-Aug-17	523395	3MINDIA	09-Aug-17
500143	PHCAP	08-Aug-17	539528	AAYUSH	09-Aug-17
539007	PINCONLIFE	08-Aug-17	532268	ACCELYA	09-Aug-17
500338	PRISMCEM	08-Aug-17	530093	ACEEDU	09-Aug-17
507962	RAJATH	08-Aug-17	532331	AJANTPHARM	09-Aug-17
537840	RAUNAQEPC	08-Aug-17	531082	ALANKIT	09-Aug-17
511585	REGTRUS	08-Aug-17	531878	ANJANIFIN	09-Aug-17
511712	RELICTEC	08-Aug-17	532259	APARINDS	09-Aug-17
530271	RICHUNV	08-Aug-17	518091	APCL	09-Aug-17
500350	RSWM	08-Aug-17	539545	APOORVA	09-Aug-17
532785	RUCHIRA	08-Aug-17	532935	ARIES	09-Aug-17
534618	SAL	08-Aug-17	533271	ASHOKA	09-Aug-17
509423	SEL	08-Aug-17	526847	ASHSI	09-Aug-17
512297	SHANTAI	08-Aug-17	511427	ATNINTER	09-Aug-17
533018	SIMPLXMIL	08-Aug-17	540611	AUBANK	09-Aug-17
533019	SIMPLXPAP	08-Aug-17	524804	AUROPHARMA	09-Aug-17
503229	SIMPLXREA	08-Aug-17	531994	AUTOPINS	09-Aug-17
517214	SPICEMOBI	08-Aug-17	532507	BAGFILMS	09-Aug-17
503806	SRF	08-Aug-17	523319	BALMLAWRIE	09-Aug-17
534680	SRGHFL	08-Aug-17	524687	BASANTGL	09-Aug-17
511654	SUGALDAM	08-Aug-17	506285	BAYERCROP	09-Aug-17
514211	SUMMEETINDS	08-Aug-17	533095	BENGALASM	09-Aug-17
520056	SUNCLAYLTD	08-Aug-17	509449	BHAGWOX	09-Aug-17
511447	SYLPH	08-Aug-17	505688	BHARATGEAR	09-Aug-17
533170	TAMBOLI	08-Aug-17	539290	BINDALAGRO	09-Aug-17
500770	TATACHEM	08-Aug-17	513422	BLOIN	09-Aug-17
539658	TEAMLEASE	08-Aug-17	531936	BLUECHIP	09-Aug-17
500411	THERMAX	08-Aug-17	533108	BTTL	09-Aug-17
532026	THEWEST	08-Aug-17	508814	COSMOFILMS	09-Aug-17

Earning Estimate Q1FY18

DATE	NSE code	Sales	sales Growth	PAT	PAT Growth
2-Aug-17	VOLTAS	1956.80	5.80	167.90	7.10
2-Aug-17	EMAMILTD	612.20	(5.00)	90.40	(23.10)
2-Aug-17	LUPIN	4403.60	(1.40)	597.10	(32.30)
2-Aug-17	BATA	728.50	8.00	57.70	14.50
2-Aug-17	PNB	3933.50	6.30	446.40	45.70
3-Aug-17	CEAT	1547.40	(6.00)	67.90	(35.20)
3-Aug-17	CUMMINSIND	1315.00	4.40	168.00	(7.30)
3-Aug-17	RAMCOCEM	1012.10	4.70	149.80	(3.90)
3-Aug-17	COLPAL	1076.00	7.00	145.60	15.80
3-Aug-17	IOC	89981.00	5.10	3248.30	(60.70)
3-Aug-17	TITAN	3478.10	25.00	225.20	0.70
4-Aug-17	M&M	10910.30	3.70	979.50	9.40
4-Aug-17	DABUR	1808.50	(6.00)	256.90	(12.30)
4-Aug-17	FORTIS	1222.10	9.00	(7.90)	PL
4-Aug-17	HINDPETRO	45243.90	1.00	869.00	(58.60)
4-Aug-17	ARVIND	2304.30	9.50	63.90	(13.00)
4-Aug-17	REPCOHOME	104.30	24.20	47.90	21.20
5-Aug-17	DALMIABHA	2033.30	15.20	227.60	142.20
7-Aug-17	AMARAJABAT	1479.30	12.00	128.80	(1.40)

Result Q1FY18

Bse Code	NSE code	Sales	sales Growth	PAT	PAT Growth
532548	CENTURYPLY	473.93	17.42	33.69	(21.74)
533137	DEN	322.42	22.02	(10.15)	(80.53)
507912	LKPMERFIN	14.58	(36.16)	6.68	595.83
532898	POWERGRID	7389.00	21.75	2056.00	14.11
532779	TORNTPOWER	3094.00	21.72	203.24	345.51
503031	PENINLAND	75.25	210.57	(31.26)	(2129.87)
501370	WALCHPF	5.50	(2.31)	0.05	(266.67)
500039	BANCOINDIA	131.29	(2.11)	21.75	(32.56)
511208	IVC	27.84	6.83	4.97	47.04
500049	BEL	1694.55	98.36	125.32	247.24
511333	VLSFINANCE	634.20	(61.95)	1.98	(92.89)
526650	TFCILTD	51.10	1.91	29.51	46.38
517530	SURANAT&P	5.16	6.17	0.59	25.53
532162	JKPAPER	632.07	4.21	60.11	125.47
532475	APTECHT	51.63	(10.97)	1.93	160.81
532129	HEXAWARE	983.58	13.10	122.42	24.93
532309	GE Power	344.27	(10.69)	10.58	(116.78)
533207	JPINFRATEC	312.30	(71.58)	(44.78)	25.54
533704	ESSARSHPNG	169.74	(3.22)	(57.80)	14.57
531162	EMAMILTD	547.58	(14.89)	1.04	(98.16)
532922	EDELWEISS	1887.00	31.22	196.22	40.48
532300	WOCKPHARMA	928.00	(12.78)	(409.56)	(2677.47)

533150	GODREJPROP	248.00	5.64	23.37	(46.25)
532742	PAUSHAKLTD	18.61	21.95	3.81	115.25
517380	IGARASHI	135.27	7.87	17.66	(7.00)
532893	VTMLTD	40.23	26.31	2.23	(39.57)
500575	VOLTAS	1968.00	6.98	234.84	48.99
524000	MAGMA	568.24	(6.21)	45.15	(3.69)
532714	KEC	1895.10	9.73	62.90	103.49
523708	EIMCOELECO	30.32	(9.30)	2.02	(0.49)
533088	MHRIL	276.71	20.90	32.21	6.51
526797	GREENPLY	390.60	(5.86)	30.63	(10.20)
500257	LUPIN	3869.80	(10.87)	356.80	(59.54)
500059	BINANIIND	29.08	(49.42)	0.09	(89.16)
500043	BATAINDIA	743.10	10.21	60.00	18.81
532460	PONNIERODE	42.63	(26.05)	1.38	(39.47)
532725	SOLARINDS	347.20	(18.06)	37.54	(20.31)
532938	CAPF	783.47	27.17	60.27	22.60

Economic Calendar

Country	Monday 31th July 17	Tuesday 1st Aug 17	Wednesday 2nd Aug 17	Thursday 3rd Aug 17	Friday 4th Aug 17
US	Chicago PMI, Pending Home Sales m/m, Loan Officer Survey.	Core PCE Price Index m/m, Personal Spending m/m, Personal Income m/m, Final Manufacturing PMI, ISM Manufacturing PMI, Construction Spending m/m, ISM Manufacturing Prices, Total Vehicle Sales.	ADP Non-Farm Employment Change, Crude Oil Inventories.	Challenger Job Cuts y/y, Unemployment Claims, Final Services PMI, ISM Non-Manufacturing PMI, Factory Orders m/m, Natural Gas Storage.	Average Hourly Earnings m/m, Non-Farm Employment Change, Unemployment Rate, Trade Balance.
UK/EURO ZONE	German Retail Sales m/m, German Unemployment Change, Italian Monthly Unemployment Rate, Net Lending to Individuals m/m, M4 Money Supply m/m, Mortgage Approvals, CPI Flash Estimate y/y, Core CPI Flash Estimate y/y, Unemployment Rate	Italian Manufacturing PMI, French Final Manufacturing PMI, German Final Manufacturing PMI, Final Manufacturing PMI, Prelim Flash GDP q/q.	Spanish Unemployment Change, Construction PMI, PPI m/m.	Spanish Services PMI, Italian Services PMI, French Final Services PMI, German Final Services PMI, ECB Economic Bulletin, Final Services PMI, Retail PMI, Services PMI, BOE Inflation Report, MPC Official Bank Rate Votes, Monetary Policy Summary, Official Bank Rate, Asset Purchase Facility, MPC Asset Purchase Facility Votes, BOE Gov Carney Speaks.	German Factory Orders m/m, French 10-y Bond Auction
INDIA		Auto no, Nikkei Manufacturing PMI.			Nikkei Services PMI



Narnolia Securities Ltd

201 | 2nd Floor | Marble Arch Building | 236B-AJC Bose
Road | Kolkata-700 020 , Ph : 033-40501500

email: narnolia@narnolia.com,
website : www.narnolia.com

Risk Disclosure & Disclaimer: This report/message is for the personal information of the authorized recipient and does not construe to be any investment, legal or taxation advice to you. Narnolia Securities Ltd. (Hereinafter referred as NSL) is not soliciting any action based upon it. This report/message is not for public distribution and has been furnished to you solely for your information and should not be reproduced or redistributed to any other person in any form. The report/message is based upon publicly available information, findings of our research wing "East wind" & information that we consider reliable, but we do not represent that it is accurate or complete and we do not provide any express or implied warranty of any kind, and also these are subject to change without notice. The recipients of this report should rely on their own investigations, should use their own judgment for taking any investment decisions keeping in mind that past performance is not necessarily a guide to future performance & that the the value of any investment or income are subject to market and other risks. Further it will be safe to assume that NSL and /or its Group or associate Companies, their Directors, affiliates and/or employees may have interests/ positions, financial or otherwise, individually or otherwise in the recommended/mentioned securities/mutual funds/ model funds and other investment products which may be added or disposed including & other mentioned in this report/message.