

KEY LEVELS

Support 1 : 9838
Support 2: 9782

Resistance : 10115
Resistance 2: 10230

Nifty Intraday Chart



Market Outlook

After opening on a subdued note, Nifty continuously fell to make an intraday low of 9998.40 yesterday and closed the day at 10013.65. It had net loss of 0.67% over the previous trading day's close. The broader market was in the grip of bears as the midcap and small cap indices underperformed the benchmark index and closed the day after losing over 1% each.

On the sectoral front, selling pressure was witnessed across the board. Banking, Metal, Financial services and Pharmaceutical indices were the main catalysts to drag the market lower. The breadth of the market was negative and about three shares declined for every share advanced at NSE.

Nifty derivative range as suggested by structure of open interest at different strike price suggests 9800-10000 for remaining days of July series. Initial range suggested for August series is 9700-10000. Also at the money strangle premium for August series is Rs 267 much higher than how July series has started and this implies market participants assumes some volatility in August series. After correcting sharply in May, Nifty Small Cap Index made a new high on Friday suggesting sharp stock specific move will continue.

Among international development - Venezuela's sovereign debt saw sharp decline last week amid talk of US sanction ahead of Venezuela's president announcing to re-write its constitutions. Venezuela's GDP has already shrunk by about 32% since 2014 as it is dependent mostly on oil export. Any further negative development here could see higher volatility in commodity market across globe.

Market

Market	Value	% Change
Morning Traded Market		
SGX NIFTY	10,034.00	-0.08%
NIKKIE	19941.8	-0.44%
HANG SENG	27,514.75	-0.06%
Yesterday Closing Market		
Sensex	32,237.88	-0.74%
Nifty	10,013.65	-0.67%
DOW	22,026.10	0.04%
NASDAQ	6,340.42	-0.35%
CAC	5,130.49	0.45%
DAX	12,154.72	-0.22%
FTSE	7,474.77	0.85%
EW ALL SHARE	18,065.00	-0.46%

% Change in 1 day

Commodity Price (Yesterday Closing)

Commodity/Currencies	Value	% Change
GOLD	28576.00	-0.05%
SILVER	38027.00	-0.23%
CRUDEOIL	52.02	0.21%
NATURALGAS	179.50	-0.44%
DOLLAR/RS.	63.69	-0.02%
EURO/RS.	75.42	0.08%
POUND/RS.	83.80	-0.57%

% Change in 1 day

Institutional Turnover

FII			
Investor	Buy(Cr.)	Sale(Cr.)	Net(Cr.)
03-Aug-17	5534	5510	24
Aug-17	14112	14560	(448)
2017	767863	744492	23371
DII			
Investor	Buy(Cr.)	Sale(Cr.)	Net(Cr.)
03-Aug-17	3069	3458	(389)
Aug-17	7382	6381	1001
2017	451725	424389	27336

Event Today

Today Result

ABAN , ALPHAGEO, ANDHRABANK
APOLLOTYRE, ARVIND, BERGEPAIN
CHENNPETRO , DABUR , DEEPIND
FORTIS , GNFC , HINDPETRO
M&M, MONSANTO ,MRF, REPCOHOM
SOBHA , WELCORP

Concall

PNB Housing Finance : 8:15 AM
Cummins , PNB, Ujjivan : 11:00 AM
Voltas : 2:00 PM, TBZ: 3:30 PM
CEAT, Andhra Bk ,Star Cement : 4:00 PM,
IFB Inds, JK Lakshmi : 4:00 PM
Dabur : 4:30 PM, Arvind : 5:00 PM
Sheela Foam : 6:00 PM, M&M : 6:15 PM
VRL Logistics :6:30 PM

Dividend

AIAENG : Rs 4/-
AKZOINDIA : Rs 22/-
BALKRISIND : Rs 2.5/-
NESCO : Rs 11/-
TATAINVEST : Rs 18/-
TATATEA : Rs 2.38/-
VOLTAS : Rs 3.5/-
ZWELCAST : Rs 2.0/-
(Exdate : 4.8.2017)

Bonus issue

VFL : (Ratio : 1:10)
(Exdate : 4.8.2017)

Quote of the Day : "Never adopt permanently any type of asset or any selection method. Try to stay flexible, open-minded, and skeptical."

John Templeton

MARICO**"NEUTRAL"****4th Aug 2017**

Marico's numbers were below than expectation for Q1FY18, Sales and PAT declined by 3.5% and 12% YoY to Rs 1692 cr and Rs 236 cr respectively. Domestic volume declined by 9% YoY led by volume decline in Parachute rigid (by 9% YoY) , Value Added Hair Oil(VAHO)(by 8%) and Suffola(by 9%) in Q1FY18. We expected margin decline in Q1FY18 but extent was surprise. Positive remained bouncing back of Bangladesh business with 12% CC growth. Going forward we expect revival in volume due to restocking but our main concern is margin. We expect deterioration in margin due to higher input cost especially copra and higher A&P expenses as company has to spend more to support new launches going ahead. Presently stock is trading at 57 and 49 times of FY18 and FY19 expected EPS respectively. We expect ROE for FY18E and FY19E to be 29% and 31% respectively. At present company is trading at peak of its valuation so we see little upside from here, we maintain 'Neutral' rating on this stock with Previous target price of Rs 330.

KEC**BUY ON DIP****3rd Aug 2017**

KEC International is a global infrastructure Engineering, Procurement and Construction major with presence in more than 63 countries. GST was successfully rolled out from the July and temporally slowed down ordering activity in domestic market. Order intake during the quarter remained flat on YoY basis. Q1FY18 result is largely in line with our expectation. Huge bid pipeline in Transmission and Distribution especially from the state boards ensure strong order intake going ahead. Despite the GST management reiterated revenue guidance of 15% and healthy EBITDA margin of 9-9.5% in FY18. During the quarter KEC has received Rs. 300 Cr of account receivable from Saudi and easy payment system will further support the margin. However, debt was increased in first quarter because of elevated inventory due to hold back of some of the delivery in cable but it will normalize at the end of current quarter. We expect improvement in SAE business performance from second half. We continue to hold positive view on the stock based on strong revenue growth with improving bottom-line. We maintain our rating "BUY ON DIPS" with unchanged target price of Rs. 325/-

*For details, refer to our daily report- *India Equity Analytics***Top News****Emamilt Q1FY18 result concall Highlights:**

Expects 17-18% growth for rest of the year.

Expects overall volume growth of 7-8% in FY18.

International business: Worst is over for international business.

Expects double digit growth in FY18.

Current rise in Mentha oil price will not impact margin but sharp increase from here may impact, for that mgt. is ready to take corrective action.

Restocking has been started, July was better than mgt. expectation.

The company added 23000 outlets in direct reach in Q1FY18. Total number of outlets became 7.5 lakh, plans to reach to 8 lakh in FY18.

CSD is still not bounced back.

Capex: around Rs 150 cr for FY18.

Tax Rate: MAT For FY18.

Jindal Saw Concall updates 1QFY18 :

>> Rise in Raw Material Prices has been one of the reasons for decline in the Margins.

>> Margins would see some correction going forward.

>> Dispatches would be disrupted in 2QFY18 because of GST.

>> All the Foreign Subsidiaries are either Shut or demerged (except the Abu Dhabi facility in which company owns around 37 to 38%.

>> No Cash Support is given to foreign subsidiary.

>> In Ductile Iron segment demand is healthy, stable and likely to remain that way.

>> Order book of more than 1 million tons.

>> Aiming to be a significant player in stainless steel segment in future.

>> Concerning Cash with no major expansion plan

Lupin concall update:

- Single digit price erosion in Q1. Major decline in drug glumetza and portamet. In FY17, glumetza has contributed majorly.

- Very small contribution from new products in Q1.

- Management expects domestic growth of 15% in FY18.

- Gross margin to remain at Q1 level of 68%, EBITDA margin is expected to improve to 21%

- Indore unit2 facility is inspected by USFDA with 2 observations, management expects 2months time to get clarity from USFDA.

- Goa facility is inspected by USFDA with 3 observations, management expects 1 month time to get clarity from USFDA.

- Lupin expect to launch Tamiflu soon depends on approval. Market size of around \$500 million in the US.

- Lupin plans to file 35-40 ANDA in FY18.

- Growth guidance for FY18 is 15 %, management is optimistic about significant growth in FY19.

Punjab National Bank Mgt Guideline : Slippages should be contained going forward . Non-performing assets (NPAs) outstanding for March 2018 would be less than March 2016 and major recoveries will happen through the resolution of big accounts .

PNB is having exposure to nine accounts out of twelve stressed accounts sent under IBC. All the accounts are referred to National Company Law Tribunal (NCLT) and hopefully the resolution will happen from this quarter to March quarter

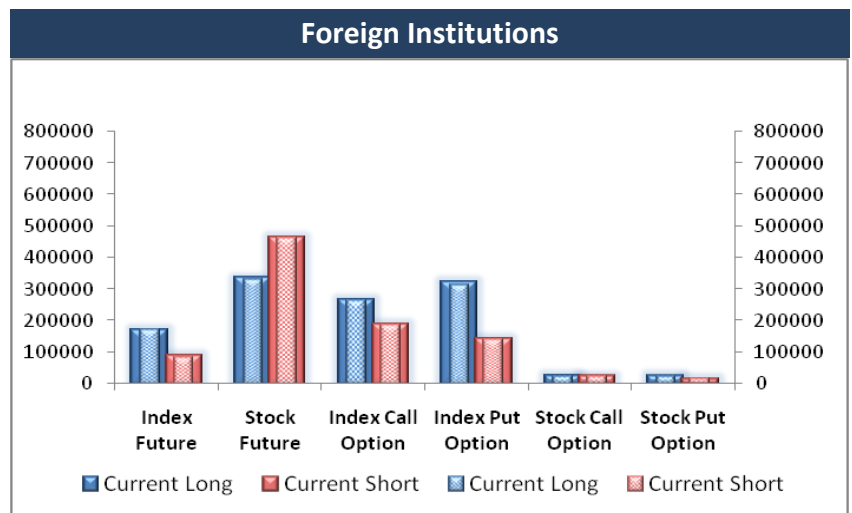
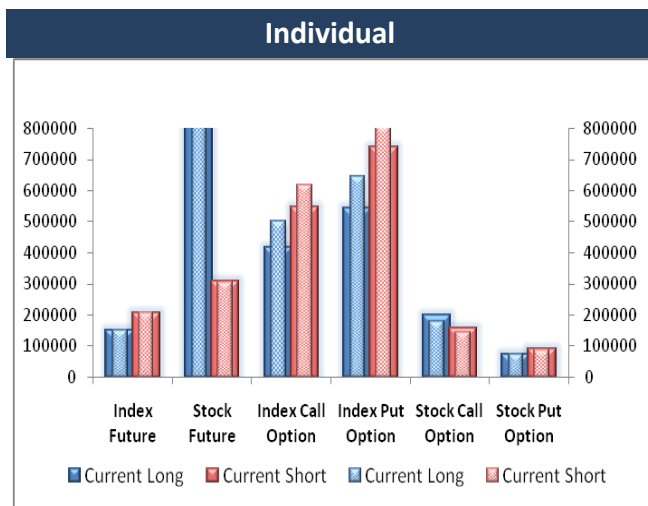
Company board approvals for raising Rs 3,000 crore. Company has raised Rs 1,500 crore last week and company will raise another Rs 1,500 crore probably within 10-15 days.

For 2019, company require some capital probably about another Rs 3,000 crore but company is not in hurry. Whenever required, company will go for that

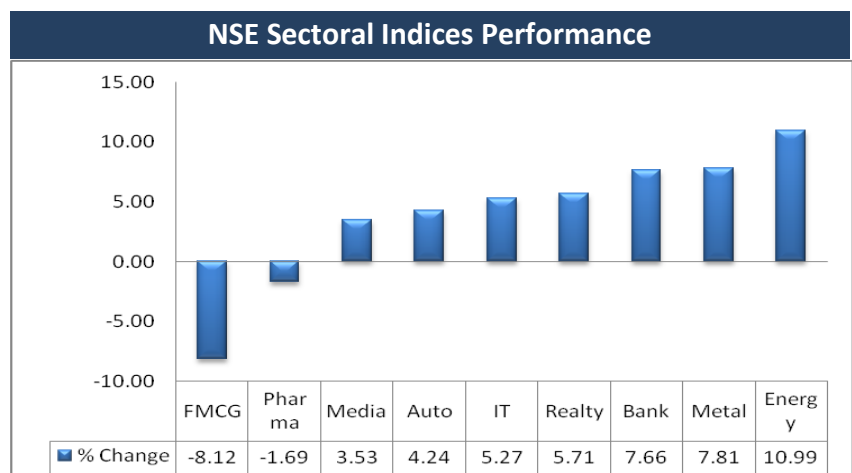
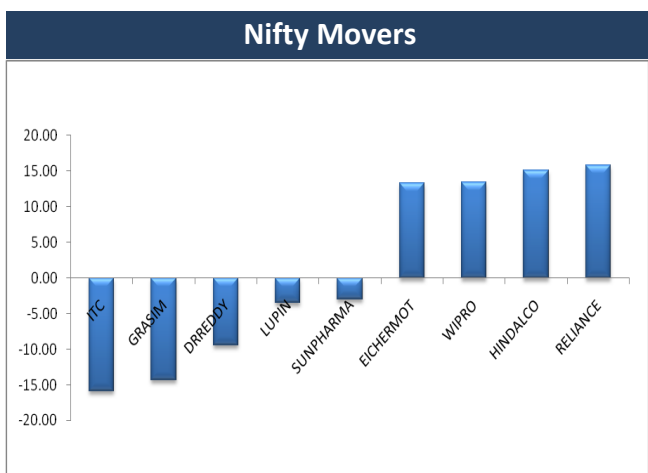
Block Deal

Exchange	Deal Date	Company	Client Name	Deal Type	Quantity	Price
NSE	03-Aug-17	GENESYS	JAYESH D PAREKH	BUY	154996	231
NSE	03-Aug-17	GENESYS	PIVOTAL BUSINESS MANAGERS LLP	BUY	545000	231
NSE	03-Aug-17	JPASSOCIAT	ADROIT SHARE & STOCK BROKER PVT. LTD.	BUY	14785559	25
NSE	03-Aug-17	JPASSOCIAT	DYNAMIC EQUITIES PRIVATE LIMITED	BUY	13391127	25
NSE	03-Aug-17	JPASSOCIAT	SHAASTRA SECURITIES TRADING PRIVATE LIMITED	BUY	21257217	25
NSE	03-Aug-17	MUKTAARTS	NEON VINIMAY PRIVATE LIMITED	BUY	128493	101
NSE	03-Aug-17	PSPPROJECT	SAVASTHI INVESTMENTS LTD	BUY	1850	317
NSE	03-Aug-17	GENESYS	OIKOS INDIA PRIVATE LIMITED	SELL	700000	231
NSE	03-Aug-17	INFIBEAM	LTS INVESTMENT FUND LTD	SELL	363600	1413
NSE	03-Aug-17	JPASSOCIAT	ADROIT SHARE & STOCK BROKER PVT. LTD.	SELL	14796028	25
NSE	03-Aug-17	JPASSOCIAT	DYNAMIC EQUITIES PRIVATE LIMITED	SELL	13391127	25
NSE	03-Aug-17	JPASSOCIAT	SHAASTRA SECURITIES TRADING PRIVATE LIMITED	SELL	21257217	25
NSE	03-Aug-17	MUKTAARTS	NEON VINIMAY PRIVATE LIMITED	SELL	128493	101
NSE	03-Aug-17	PSPPROJECT	SAVASTHI INVESTMENTS LTD	SELL	188600	314

F&O OPEN INTEREST (Number of Contracts)



MARKET MOVERS (1 MONTH CHANGE)



Result Calendar Q1FY18

Bse Code	Company Name	Date	Bse Code	Company Name	Date
523204	ABAN	04-Aug-17	532637	MANGALAM	04-Aug-17
505665	ABCBEARS	04-Aug-17	530543	MARG	04-Aug-17
523411	ADCINDIA	04-Aug-17	500206	MARGOFIN	04-Aug-17
522273	AHMDSTE	04-Aug-17	524084	MONSANTO	04-Aug-17
533029	ALKALI	04-Aug-17	500290	MRF	04-Aug-17
526397	ALPHAGEO	04-Aug-17	524808	PHYTO	04-Aug-17
530133	AMCOIND	04-Aug-17	531172	PRNAVSP	04-Aug-17
532418	ANDHRABANK	04-Aug-17	532441	RAINBOWDQ	04-Aug-17
500877	APOLLOTYRE	04-Aug-17	500358	RAMAPETRO	04-Aug-17
540616	ARTEMIS	04-Aug-17	531033	REGAL	04-Aug-17
500101	ARVIND	04-Aug-17	535322	REPCOHOME	04-Aug-17
505029	ATLASCYCLE	04-Aug-17	520008	RICOAUTO	04-Aug-17
539834	BALGOPAL	04-Aug-17	531539	RISHDIGA	04-Aug-17
522004	BATLIBOI	04-Aug-17	533168	ROSSELLIND	04-Aug-17
512195	BENTCOM	04-Aug-17	532983	RPGLIFE	04-Aug-17
509480	BERGEPAIN	04-Aug-17	503691	SAHARA	04-Aug-17
539662	BFLDEV	04-Aug-17	538992	SAPL	04-Aug-17
524396	BIOFILCHEM	04-Aug-17	532163	SAREGAMA	04-Aug-17
526925	BOBSHELL	04-Aug-17	540203	SFL	04-Aug-17
505690	BRADYM	04-Aug-17	512393	SHARDUL	04-Aug-17
509486	CAPRIHANS	04-Aug-17	517411	SHYAMTEL	04-Aug-17
504671	CHASBRT	04-Aug-17	532784	SOBHA	04-Aug-17
500110	CHENNPETRO	04-Aug-17	539026	SSPNFIN	04-Aug-17
532992	CHLLTD	04-Aug-17	513151	STINDIA	04-Aug-17
500096	DABUR	04-Aug-17	590072	SUNDRMBRAK	04-Aug-17
539770	DARJEELING	04-Aug-17	512527	SUPER	04-Aug-17
532760	DEEPIND	04-Aug-17	539406	SWAGTAM	04-Aug-17
539405	DITCO	04-Aug-17	501242	TCIFINANCE	04-Aug-17
504908	DUNCANENG	04-Aug-17	517562	TRIGYN	04-Aug-17
500125	EIDPARRY	04-Aug-17	507747	TTKHEALTH	04-Aug-17
523127	EIHAHOTELS	04-Aug-17	538565	VISTARAMAR	04-Aug-17
532843	FORTIS	04-Aug-17	539118	VRLLOG	04-Aug-17
538568	FRUTION	04-Aug-17	532144	WELCORP	04-Aug-17
534063	FUTSOL	04-Aug-17	501391	WHBRADY	04-Aug-17
512443	GANONTR	04-Aug-17	512367	ZSHERAPR	04-Aug-17
500670	GNFC	04-Aug-17	512291	ZSPEEDCO	04-Aug-17
509488	GRAPHITE	04-Aug-17	532774	AFL	05-Aug-17
500690	GSFC	04-Aug-17	532327	ALLSOFT	05-Aug-17
532467	HAZOR	04-Aug-17	532141	ANDHRACEMT	05-Aug-17
500104	HINDPETRO	04-Aug-17	500012	ANDHRAPET	05-Aug-17
500850	INDHOTEL	04-Aug-17	531179	ARMANFIN	05-Aug-17
517423	INTEGSW	04-Aug-17	505681	BIMETAL	05-Aug-17
511618	JKIND	04-Aug-17	523019	BNRSEC	05-Aug-17
533293	KIRLOSENG	04-Aug-17	530809	BNRUDY	05-Aug-17
540192	LKPSEC	04-Aug-17	502216	BOMBOT	05-Aug-17
500520	M&M	04-Aug-17	538786	CIL	05-Aug-17

534691	COMCL	05-Aug-17	500166	GOODRICKE	07-Aug-17
535267	COMFINCAP	05-Aug-17	526751	GRATEXI	07-Aug-17
531216	COMFINTE	05-Aug-17	505710	GRAUWEIL	07-Aug-17
533309	DALMIABHA	05-Aug-17	533315	INOVSYNTH	07-Aug-17
531599	FDC	05-Aug-17	539597	JSLHISAR	07-Aug-17
523836	GUJRAFIA	05-Aug-17	539524	LALPATHLAB	07-Aug-17
539176	HAWAENG	05-Aug-17	500252	LAXMIMACH	07-Aug-17
530519	INTERFAC	05-Aug-17	512455	LLOYDSME	07-Aug-17
532532	JPASSOCIAT	05-Aug-17	500126	MERCK	07-Aug-17
526923	KUMAKAIND	05-Aug-17	524816	NATCOPHARM	07-Aug-17
512048	LUHARUKA	05-Aug-17	526721	NICCOPAR	07-Aug-17
511000	MADHUSE	05-Aug-17	523385	NILKAMAL	07-Aug-17
524232	MAHAPOL	05-Aug-17	532254	POLARIS	07-Aug-17
538964	MERCURYLAB	05-Aug-17	526009	PROCAL	07-Aug-17
526642	MIRZAINI	05-Aug-17	526823	RAJINFRA	07-Aug-17
524709	NAGAAGRI	05-Aug-17	590051	SAKSOFT	07-Aug-17
530119	NATRAJPR	05-Aug-17	526739	SHAWGELTIN	07-Aug-17
532698	NITINSPIN	05-Aug-17	538891	SIPROJECTS	07-Aug-17
502165	OCL	05-Aug-17	533306	SUMMITSEC	07-Aug-17
523389	OXIDE	05-Aug-17	532070	SUPRBPA	07-Aug-17
519439	PIONAGR	05-Aug-17	500470	TATASTEEL	07-Aug-17
513613	PRESHAMET	05-Aug-17	512117	TWIROST	07-Aug-17
531688	PRITHVIEXCH	05-Aug-17	512511	VARUNME	07-Aug-17
532891	PURVA	05-Aug-17	500238	WHIRLPOOL	07-Aug-17
532024	RBGUPTA	05-Aug-17	538451	WORTH	07-Aug-17
530517	RELAXO	05-Aug-17	500488	ABBOTINDIA	08-Aug-17
512047	ROYALIND	05-Aug-17	539560	ABHIJIT	08-Aug-17
513295	RUCHISTR	05-Aug-17	531147	ALICON	08-Aug-17
504614	SARDAEN	05-Aug-17	531300	AMITINT	08-Aug-17
519031	SHAHFOOD	05-Aug-17	515055	ANANTRAJ	08-Aug-17
504382	SMPLXTR	05-Aug-17	539151	ARFIN	08-Aug-17
532872	SPARC	05-Aug-17	531017	ARISE	08-Aug-17
532276	SYNDIBANK	05-Aug-17	539301	ARVSMART	08-Aug-17
531115	SYNERGY	05-Aug-17	539017	ASHFL	08-Aug-17
513540	TNSTLTU	05-Aug-17	523716	ASHIANA	08-Aug-17
536565	TRIMURTHI	05-Aug-17	521076	ASIL	08-Aug-17
530459	VALSONQ	05-Aug-17	532830	ASTRAL	08-Aug-17
532116	XOINFO	05-Aug-17	506820	ASTRAZEN	08-Aug-17
500008	AMARAJABAT	07-Aug-17	512277	AUTOINT	08-Aug-17
504648	BOMBWIR	07-Aug-17	532989	BAFNAPHARM	08-Aug-17
500825	BRITANNIA	07-Aug-17	500102	BALLARPUR	08-Aug-17
524742	CAPPL	07-Aug-17	532149	BANKINDIA	08-Aug-17
523736	DPL	07-Aug-17	512608	BHANDHOS	08-Aug-17
526468	EUROLED	07-Aug-17	500060	BIRLACABLE	08-Aug-17
531508	EVEREADY	07-Aug-17	502761	BLUBLND-B	08-Aug-17
523574	FEL	07-Aug-17	532929	BRIGADE	08-Aug-17
570002	FELDVR	07-Aug-17	500040	CENTURYTEX	08-Aug-17
500142	FGP	07-Aug-17	500085	CHAMBLFERT	08-Aug-17
501848	GLOBOFFS	07-Aug-17	501831	COASTCORP	08-Aug-17

538868	CSL	08-Aug-17	511658	NETTLINX	08-Aug-17
506401	DEEPAKNI	08-Aug-17	534076	ORIENTREF	08-Aug-17
500119	DHAMPURSUG	08-Aug-17	508941	PANCARBON	08-Aug-17
517514	DHINDIA	08-Aug-17	500143	PHCAP	08-Aug-17
533336	DHUNINV	08-Aug-17	532355	PICTUREHS	08-Aug-17
517437	DUTRON	08-Aug-17	539007	PINCONLIFE	08-Aug-17
503681	ELCIDIN	08-Aug-17	500338	PRISMCEM	08-Aug-17
522027	EMAINDIA	08-Aug-17	517556	PVP	08-Aug-17
540153	ENDURANCE	08-Aug-17	507962	RAJATH	08-Aug-17
540064	FRETAIL	08-Aug-17	533093	RAJOIL	08-Aug-17
532809	FSL	08-Aug-17	537840	RAUNAQEPC	08-Aug-17
505714	GABRIEL	08-Aug-17	511585	REGTRUS	08-Aug-17
539492	GARBIFIN	08-Aug-17	511712	RELICTEC	08-Aug-17
517300	GIPCL	08-Aug-17	530271	RICHUNV	08-Aug-17
531449	GRMOVER	08-Aug-17	500350	RSWM	08-Aug-17
500676	GSKCONS	08-Aug-17	532785	RUCHIRA	08-Aug-17
532951	GSS	08-Aug-17	534618	SAL	08-Aug-17
500160	GTL	08-Aug-17	507514	SDBL	08-Aug-17
540602	GTPL	08-Aug-17	509423	SEL	08-Aug-17
523768	GUJBOROS	08-Aug-17	512297	SHANTAI	08-Aug-17
514386	GUJCOTEX	08-Aug-17	533018	SIMPLXMIL	08-Aug-17
524080	HARLETH	08-Aug-17	533019	SIMPLXPAP	08-Aug-17
532333	HBPOR	08-Aug-17	503229	SIMPLXREA	08-Aug-17
539224	HCKKVENTURE	08-Aug-17	517214	SPICEMOBI	08-Aug-17
501295	IITL	08-Aug-17	503806	SRF	08-Aug-17
533177	IL&FSTRANS	08-Aug-17	534680	SRGHFL	08-Aug-17
504092	INDOKEM	08-Aug-17	511654	SUGALDAM	08-Aug-17
532705	JAGRAN	08-Aug-17	514211	SUMMEETINDS	08-Aug-17
523398	JCHAC	08-Aug-17	520056	SUNCLAYLTD	08-Aug-17
532286	JINDALSTEL	08-Aug-17	511447	SYLPH	08-Aug-17
536493	JK AGRI	08-Aug-17	533170	TAMBOLI	08-Aug-17
523712	JMGCORP	08-Aug-17	500770	TATACHEM	08-Aug-17
508929	JOYREALTY	08-Aug-17	539658	TEAMLEASE	08-Aug-17
506525	KANORICHEM	08-Aug-17	500411	THERMAX	08-Aug-17
531587	KNIWE	08-Aug-17	532026	THEWEST	08-Aug-17
532899	KSCL	08-Aug-17	522113	TIMKEN	08-Aug-17
500250	LGBBROSLTD	08-Aug-17	500231	UMANGDAIR	08-Aug-17
533007	LGBFORGE	08-Aug-17	504212	UNIVCABLES	08-Aug-17
502157	MANGLMCEM	08-Aug-17	524408	UNIVSTAR	08-Aug-17
530543	MARG	08-Aug-17	509960	UPHOT	08-Aug-17
507836	MCCHRLS-B	08-Aug-17	517146	USHAMART	08-Aug-17
532654	MCLEODRUSS	08-Aug-17	539543	VALLEY	08-Aug-17
532865	MEGH	08-Aug-17	531950	VERTEX	08-Aug-17
538890	MKEXIM	08-Aug-17	520113	VESUVIUS	08-Aug-17
503015	MODERN	08-Aug-17	531668	VISIONCO	08-Aug-17
531039	MSECURI	08-Aug-17	509026	VJTFEDU	08-Aug-17
533398	MUTHOOTFIN	08-Aug-17	519224	WILLAMAGOR	08-Aug-17
500294	NCC	08-Aug-17	512587	ZODJRDMKJ	08-Aug-17
509040	NETLINK	08-Aug-17	523395	3MINDIA	09-Aug-17

539528	AAYUSH	09-Aug-17	531410	GUJFOIL	09-Aug-17
532268	ACCELYA	09-Aug-17	508956	HBLEAS	09-Aug-17
530093	ACEEDU	09-Aug-17	532216	HBSTOCK	09-Aug-17
532331	AJANTPHARM	09-Aug-17	505720	HERCULES	09-Aug-17
531082	ALANKIT	09-Aug-17	517080	HIGHGROUND	09-Aug-17
531878	ANJANIFIN	09-Aug-17	539114	HINDSECR	09-Aug-17
532259	APARINDS	09-Aug-17	517174	HONAUT	09-Aug-17
518091	APCL	09-Aug-17	500201	INDIAGLYCO	09-Aug-17
539545	APOORVA	09-Aug-17	532240	INDNIPPON	09-Aug-17
532935	ARIES	09-Aug-17	532612	INDOCO	09-Aug-17
533271	ASHOKA	09-Aug-17	506222	INEOSSTYRO	09-Aug-17
526847	ASHSI	09-Aug-17	539083	INOXWIND	09-Aug-17
511427	ATNINTER	09-Aug-17	532851	INSECTICID	09-Aug-17
540611	AUBANK	09-Aug-17	509496	ITDCEM	09-Aug-17
524804	AUOPHARMA	09-Aug-17	512237	JAICORPLTD	09-Aug-17
531994	AUTOPINS	09-Aug-17	524330	JAYAGROGN	09-Aug-17
532507	BAGFILMS	09-Aug-17	506910	JAYSYN	09-Aug-17
523319	BALMLAWRIE	09-Aug-17	540311	JITFINFRA	09-Aug-17
524687	BASANTGL	09-Aug-17	505750	JOSTS	09-Aug-17
506285	BAYERCROP	09-Aug-17	532508	JSL	09-Aug-17
533095	BENGALASM	09-Aug-17	512399	KAPASHI	09-Aug-17
509449	BHAGWOX	09-Aug-17	531892	KHANDSE	09-Aug-17
505688	BHARATGEAR	09-Aug-17	530443	KIRANSY-B	09-Aug-17
539290	BINDALAGRO	09-Aug-17	537750	KIRANVYPAR	09-Aug-17
513422	BLOIN	09-Aug-17	532304	KJMCCORP	09-Aug-17
540073	BLS	09-Aug-17	530235	KJMCFIN	09-Aug-17
531936	BLUECHIP	09-Aug-17	530299	KOTHARIPRO	09-Aug-17
533108	BTTL	09-Aug-17	531027	LIBORD	09-Aug-17
508814	COSMOFILMS	09-Aug-17	511593	LIBORDFIN	09-Aug-17
532210	CUB	09-Aug-17	539992	LLOYDSTEEL	09-Aug-17
519588	DFM	09-Aug-17	523475	LOTUSCHO	09-Aug-17
511451	DHARFIN	09-Aug-17	505302	LXMIATO	09-Aug-17
505242	DYNAMATECH	09-Aug-17	515059	MADHUDIN	09-Aug-17
532920	EDL	09-Aug-17	533204	MANDHANA	09-Aug-17
505200	EICHERMOT	09-Aug-17	533169	MANINFRA	09-Aug-17
500132	EMPEESUG	09-Aug-17	521018	MARALOVER	09-Aug-17
532178	ENGINEERSIN	09-Aug-17	500271	MFSL	09-Aug-17
521137	EUREKAI	09-Aug-17	539957	MGL	09-Aug-17
524790	EVERESTO	09-Aug-17	539303	MINDAFIN	09-Aug-17
500144	FINCABLES	09-Aug-17	513377	MMTC	09-Aug-17
502865	FORBESCO	09-Aug-17	539762	MODCL	09-Aug-17
524624	GAGAN	09-Aug-17	537092	MODEX	09-Aug-17
505711	GAJRA	09-Aug-17	532078	MONNETIN	09-Aug-17
505250	GGDANDE	09-Aug-17	532723	MONNETPRO	09-Aug-17
538788	GILADAFINS	09-Aug-17	512065	MRUTR	09-Aug-17
532181	GMDCLTD	09-Aug-17	520043	MUNJALSHOW	09-Aug-17
532015	GRAVITY	09-Aug-17	539917	NAGARFERT	09-Aug-17
538979	GRNLAMIND	09-Aug-17	534184	NAGAROIL	09-Aug-17

Earning Estimate Q1FY18

DATE	NSE code	Sales	sales Growth	PAT	PAT Growth
3-Aug-17	CEAT	1547.40	(6.00)	67.90	(35.20)
3-Aug-17	CUMMINSIND	1315.00	4.40	168.00	(7.30)
3-Aug-17	RAMCOCEM	1012.10	4.70	149.80	(3.90)
3-Aug-17	COLPAL	1076.00	7.00	145.60	15.80
3-Aug-17	IOC	89981.00	5.10	3248.30	(60.70)
3-Aug-17	TITAN	3478.10	25.00	225.20	0.70
4-Aug-17	M&M	10910.30	3.70	979.50	9.40
4-Aug-17	DABUR	1808.50	(6.00)	256.90	(12.30)
4-Aug-17	FORTIS	1222.10	9.00	(7.90)	PL
4-Aug-17	HINDPETRO	45243.90	1.00	869.00	(58.60)
4-Aug-17	ARVIND	2304.30	9.50	63.90	(13.00)
4-Aug-17	REPCOHOME	104.30	24.20	47.90	21.20
5-Aug-17	DALMIABHA	2033.30	15.20	227.60	142.20
7-Aug-17	AMARAJABAT	1479.30	12.00	128.80	(1.40)

Result Q1FY18

Bse Code	NSE code	Sales	sales Growth	PAT	PAT Growth
534369	TBZ	448.20	37.52	5.80	133.87
520086	SICAL	244.70	14.37	11.20	59.32
532349	TCI	496.80	16.23	17.60	16.48
501301	TATAINVEST	60.05	28.09	45.30	33.75
508486	HAWKINCOOK	80.75	(12.96)	4.57	(55.67)
504258	LAKSELECON	47.42	28.82	2.71	34.16
501298	INDPRUD	4.71	1.07	4.43	0.68
531307	SRK	12.03	379.28	(0.14)	(33.33)
532498	SHRIRAMCIT	1217.50	15.57	193.86	6.64
532391	OPTOCIRCU	48.18	(5.77)	9.05	(530.95)
532642	JSWHL	50.85	468.16	40.48	564.70
500260	RAMCOCEM	1150.47	22.03	156.04	0.07
500480	CUMMINSIND	1387.69	12.97	219.18	20.97
500031	BAJAJELEC	1029.41	8.55	20.50	(10.36)
500245	KIRLOSFERR	378.24	26.22	1.23	(96.74)
501455	GREAVESCOT	464.00	16.13	41.33	7.24
530001	GUJALKALI	612.02	18.44	113.39	31.45
532835	ICRA	81.49	(5.58)	22.60	24.24
512529	SEQUENT	116.33	(33.42)	(32.28)	214.93
500830	COLPAL	1109.88	10.37	136.38	8.48
532926	JYOTHYLAB	387.97	(7.50)	24.35	(52.12)
507880	VIPIND	409.00	9.31	37.98	31.10
532864	NELCAST	167.02	5.16	7.67	(1.67)
500185	HCC	930.00	3.41	15.30	40.63
501425	BBTC	59.68	(5.84)	(1.63)	(55.59)

505700	ELECON	243.56	(0.38)	(35.90)	1659.80
500650	EXCELINDUS	138.67	13.70	9.91	(19.23)
501455	GREAVESCOT	464.00	16.13	41.33	7.24
530001	GUJALKALI	612.02	18.44	113.39	31.45
500380	JKLAKSHMI	1013.00	30.33	28.09	(1.92)

Economic Calendar					
Country	Monday 31th July 17	Tuesday 1st Aug 17	Wednesday 2nd Aug 17	Thursday 3rd Aug 17	Friday 4th Aug 17
US	Chicago PMI, Pending Home Sales m/m, Loan Officer Survey.	Core PCE Price Index m/m, Personal Spending m/m, Personal Income m/m, Final Manufacturing PMI, ISM Manufacturing PMI, Construction Spending m/m, ISM Manufacturing Prices, Total Vehicle Sales.	ADP Non-Farm Employment Change, Crude Oil Inventories.	Challenger Job Cuts y/y, Unemployment Claims, Final Services PMI, ISM Non-Manufacturing PMI, Factory Orders m/m, Natural Gas Storage.	Average Hourly Earnings m/m, Non-Farm Employment Change, Unemployment Rate, Trade Balance.
UK/EURO ZONE	German Retail Sales m/m, German Unemployment Change, Italian Monthly Unemployment Rate, Net Lending to Individuals m/m, M4 Money Supply m/m, Mortgage Approvals, CPI Flash Estimate y/y, Core CPI Flash Estimate y/y, Unemployment Rate	Italian Manufacturing PMI, French Final Manufacturing PMI, German Final Manufacturing PMI, Final Manufacturing PMI, Prelim Flash GDP q/q.	Spanish Unemployment Change, Construction PMI, PPI m/m.	Spanish Services PMI, Italian Services PMI, French Final Services PMI, German Final Services PMI, ECB Economic Bulletin, Final Services PMI, Retail PMI, Services PMI, BOE Inflation Report, MPC Official Bank Rate Votes, Monetary Policy Summary, Official Bank Rate, Asset Purchase Facility, MPC Asset Purchase Facility Votes, BOE Gov Carney Speaks.	German Factory Orders m/m, French 10-y Bond Auction
INDIA		Auto no, Nikkei Manufacturing PMI.			Nikkei Services PMI



Narnolia Securities Ltd

201 | 2nd Floor | Marble Arch Building | 236B-AJC Bose
Road | Kolkata-700 020 , Ph : 033-40501500

email: narnolia@narnolia.com,
website : www.narnolia.com

Risk Disclosure & Disclaimer: This report/message is for the personal information of the authorized recipient and does not construe to be any investment, legal or taxation advice to you. Narnolia Securities Ltd. (Hereinafter referred as NSL) is not soliciting any action based upon it. This report/message is not for public distribution and has been furnished to you solely for your information and should not be reproduced or redistributed to any other person in any form. The report/message is based upon publicly available information, findings of our research wing "East wind" & information that we consider reliable, but we do not represent that it is accurate or complete and we do not provide any express or implied warranty of any kind, and also these are subject to change without notice. The recipients of this report should rely on their own investigations, should use their own judgment for taking any investment decisions keeping in mind that past performance is not necessarily a guide to future performance & that the the value of any investment or income are subject to market and other risks. Further it will be safe to assume that NSL and /or its Group or associate Companies, their Directors, affiliates and/or employees may have interests/ positions, financial or otherwise, individually or otherwise in the recommended/mentioned securities/mutual funds/ model funds and other investment products which may be added or disposed including & other mentioned in this report/message.