

### KEY LEVELS

Support 1 : 9740

Resistance1 : 10088

### Nifty Intraday Chart



### Market Outlook

Indian equities traded in the negative territory on the first day of the week and after opening on a subdued note, Nifty fell to make a low of 9861.30. However some recovery was witnessed towards the closing session and the index closed at 9912.85. It had a net loss of 0.62% over the previous trading day's close. The small cap and midcap indices also moved in line with the benchmark index and closed the day after losing 0.6%-0.7%.

On the sectoral front, some selling pressure was witnessed in Banking, Auto and Realty stocks while Media and Metal index closed in green. The breadth of the market was also positive with more advances than declines. The breadth of the market was negative and about two shares declined for every share advanced at NSE.

Nifty has started facing rough weather post persistent rallying for past 8 months. At levels of 10,000 Nifty trades at 23.5 PE on FY17 earning and 21.5 PE on FY18 expected earnings. Though improving fundamental is key to making money through investing but such high valuations surely reduce the yield on investment.

For trader's too high valuation implies inferior risk-reward. And high valuation always has 3 outcomes- price correction, time correction or sharp earning growth. But recently concluded Q1FY18 results belie any hope of sharp earning growth at least in FY18 and this leaves market dependent on the remaining 2 alternatives.

Also, Nifty has been moving up in sync with global markets all through 2017 and now also Nifty is expected to move in tandem with global markets.

In terms of derivative 9700-10000 is the base range for Nifty for September series

**Quote of the Day** : "Look at market fluctuations as your friend rather than your enemy; profit from folly rather than participate in it." **Warren Buffett**

### Market

Market	Value	% Change
<b>Morning Traded Market</b>		
SGX NIFTY	9,949.00	0.22%
NIKKEI	19452	-0.38%
HANG SENG	27,777.00	0.14%
<b>Yesterday Closing Market</b>		
Sensex	31,702.25	-0.60%
Nifty	9,912.45	-0.62%
DOW	Closed	
NASDAQ	Closed	
CAC	5,103.97	-0.38%
DAX	12,102.17	-0.33%
FTSE	7,411.47	-0.36%
EW ALL SHARE	18,084.89	-0.60%

% Change in 1 day

### Commodity Price ( Yesterday Closing )

Commodity/Currencies	Value	% Change
GOLD	30105.00	0.95%
SILVER	41421.00	1.21%
CRUDEOIL	52.15	-0.36%
NATURALGAS	193.20	-1.88%
DOLLAR/RS.	64.05	0.03%
EURO/RS.	76.27	-0.04%
POUND/RS.	82.94	0.11%

% Change in 1 day

### Institutional Turnover

FII			
Investor	Buy(Cr.)	Sale(Cr.)	Net(Cr.)
04-Sep-17	2203	3077	(874)
Sep-17	3153	3986	(833)
2017	79588	81470	(1882)
DII			
Investor	Buy(Cr.)	Sale(Cr.)	Net(Cr.)
04-Sep-17	1883	1932	(49)
Sep-17	2823	2092	732
2017	52599	47356	5243

### Event Today

#### Today Result

INSILCO , SKIPPER , TNPETRO

#### Dividend

CARERATING : Rs 6/-  
 CASTROLIND : Rs 4.5/-  
 DATAMATICS : Rs 0.750/-  
 FORCEMOT : Rs 10/-  
 HINDALCO : Rs 1.10/-  
 IONEXCHANG : Rs 3.5/-  
 PRIYALT : Rs 1/-  
 RJSHAH : Rs 10/-  
 STARPAPER : Rs 2/-  
 TIPSINDLTD : Rs 1/-  
 ( Ex date : 5.9.2017 )

#### Spin Off

RELCAPITAL  
 ( Ex date : 5.9.2017 )

**Bharat Road Network Limited**

"AVOID"

5th Sept 2017

BRNL projects operational under final and provisional CODs cover approx 1,622.44 lane kms and project under construction involves development of 400.24 lane kms, including major and minor bridges. If we compare the company purely on EV /Lane Kms, the company IPO is priced at par with the current listed players. BRNL EV is valued at Rs 1.9Cr per km while IRB at Rs 1.8 Cr per km and Ashoka at Rs 2.03 Cr per km. We do not find much room for appreciation on valuation front . Also, the company currently has negative ROE as the running projects are not EBIT positive. We recommend AVOID.

**2-W industry volume update**

4th Sept 2017

The two wheeler manufacturers have reported strong sales volume in August ahead of festive season. It seems that the industry has overcome the adversities like; demonetization, BS-IV transition, and destocking due to GST. The implementation of GST from 1st July 2017 had left all the manufacturers in a state of confusion regarding the short term growth prospects, but considering the sales volume for August, we are optimistic that the two wheeler industry has moved on and strived for the long term growth. Eicher Motors, TVS Motor and Hero Motocorp posted robust growth of 22%, 16% and 10%YoY respectively. Bajaj Auto has also shown signs of recovery and posted 3%YoY growth after consecutive 5 months negative growth. Considering the green shoots in the overall export volumes and strong 13%YoY growth in the domestic 3Ws segment we have a positive view on Bajaj Auto. Based on the improving rural infrastructure and rural demand we have also positive view on the Hero Motocorp.

\*For details, refer to our daily report- *India Equity Analytics***Top News**

**Vadilal Industries Mgt Guideline** : Company targeting 8-10 percent growth in topline with stable margins . There is no impact of price increase in sugar and dairy prices.

**Atul Auto** said year-on-year (YoY) growth rate has slowed down . The eastern territories showed slow growth in August. However, expect performance to improve going forward. Company expects to report double digit growth in FY18. On electric vehicle front, Company said the company is yet to establish market for electric vehicle units. Company expects September, October and November to be strong for the company.

Retail is expected to rebound over the next two-three months and expects substantial growth in export in FY18.

**PVR Mgt Guideline** : Goods and services tax (GST) transition for the sector has been fairly smooth. There were no major hiccups as far as implementation has been concerned,

There has been no change in ticket prices due to GST.

Both Hollywood and Bollywood have not done too well, the big films haven't performed at the box office. So it seems like it is going to be a slightly slower than a normal year on a box office front. The food and beverages (F&B) and the advertising part of the business continue to do well.

Company should see around 18-20 percent overall growth on ad revenue.

On margins Company said, margins will vary quarter on quarter (QoQ) largely driven by box office.

Company is hopeful of getting 17-18 percent margin on a full year basis in FY18.

Q3 and Q4 outlook from a movie content flow pipeline looks good.

By end of FY18, Company should be anything between 625 and

**Capital First Mgt Guideline** : The housing loans coming below 8 percent would be a seminal movement and one is eagerly looking forward to the time when housing loan rates come down to 7-7.25 percent, like was seen in 2006 or 2007.

The company is operating in a segment where they finance customers who are not financed with the existing banking system, using technology as a platform. So that along with good governance has helped them clock good growth.

On the goods and services (GST) front, Company says the full impact of that will play out over next few years but it is a big move for the economy and will do good in the long run.

**Reliance Industries** has issued and allotted on private placement basis the third tranche of unsecured non-convertible redeemable debenture aggregating to Rs 2500 crore.

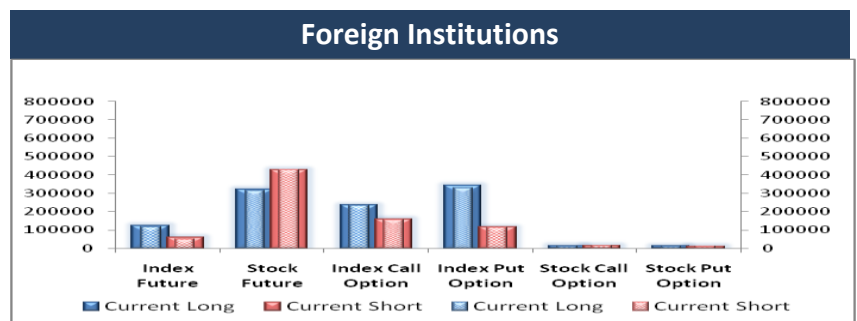
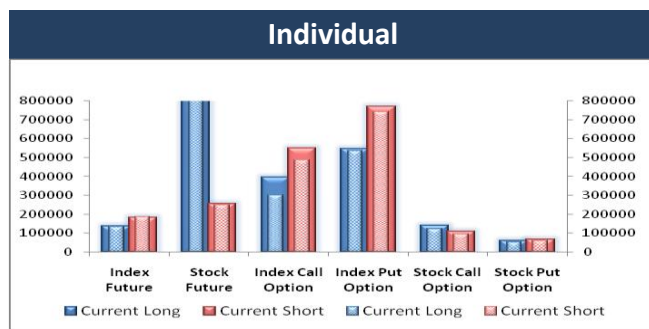
**United Bank of India** said it is planning to raise Rs 4,300 crore by issuing bonds and equity capital augmentation through follow on public issue or rights issue. The bank said its board of directors at its meeting to be held on September 6 will consider the proposal of raising Basel III compliant tier II and additional Tier I bonds up to Rs 1,000 crore and Rs 800 crore, respectively.

**Vijaya Bank** said it has raised about Rs 700 crore through a qualified institutions placement (QIP). The QIP Committee of the bank at its meeting held today approved the issue and allotment of 11,10,22,997 equity shares to eligible QIBs at Rs 63.05 per equity share at a discount of 5 percent on floor price of Rs 66.36 per equity, aggregating to Rs 6,99,99,99,961

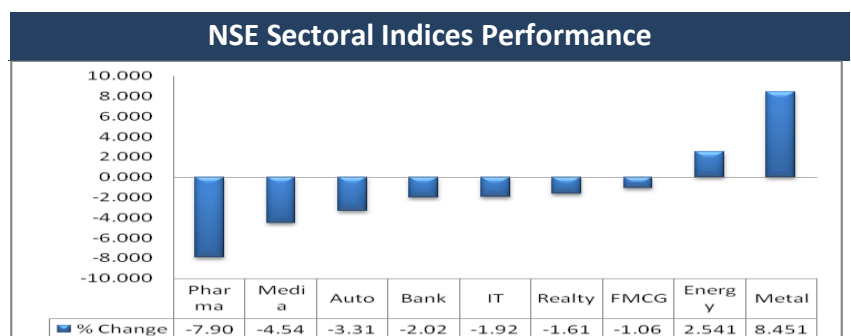
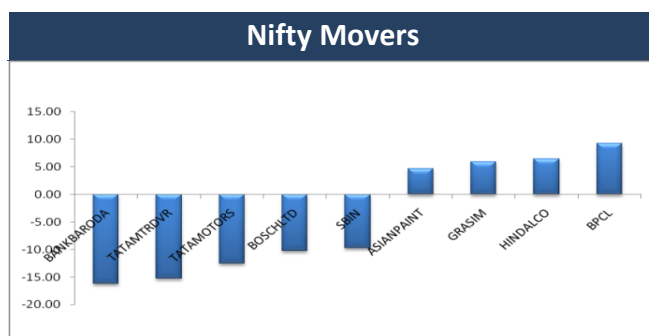
### Block Deal

Exchange	Deal Date	Company	Client Name	Deal Type	Quantity	Price
NSE	04-Sep-17	BOMDYEING	JAYNEEL SECURITIES PRIVATE LIMITED	BUY	1107874	129
NSE	04-Sep-17	CAREERP	ABHINANDAN LEASING AND FINANCE PRIVATE LIMITED	BUY	166791	129
NSE	04-Sep-17	CAREERP	KIFS ENTERPRISE	BUY	460090	129
NSE	04-Sep-17	CAREERP	MATHEW CYRIAC	BUY	94875	124
NSE	04-Sep-17	CAREERP	SETU SECURITIES PVT LTD	BUY	137255	125
NSE	04-Sep-17	CAREERP	SUNAINA NARESHKUMAR SARAF	BUY	100000	126
NSE	04-Sep-17	CAREERP	WALLFORT FINANCIAL SERVICES LTD	BUY	190000	128
NSE	04-Sep-17	FILATEX	HIMALAYA FINANCE & INVESTMENT CO	BUY	756278	150
NSE	04-Sep-17	FILATEX	MBM FINANCIAL SERVICES	BUY	600500	155
NSE	04-Sep-17	JPASSOCIAT	ADROIT SHARE & STOCK BROKER PVT. LTD.	BUY	18059364	24
NSE	04-Sep-17	JPASSOCIAT	SHAASTRA SECURITIES TRADING PRIVATE LIMITED	BUY	16172172	24
NSE	04-Sep-17	LAKSHMIEFL	ASHLAR SECURITIES PRIVATE LIMITED	BUY	367987	39
NSE	04-Sep-17	OMKARCHEM	PATEL MANAV NARESHBHAI	BUY	156649	90
NSE	04-Sep-17	SALASAR	PARTH INFIN BROKERS PVT LTD	BUY	60219	230
NSE	04-Sep-17	BOMDYEING	JAYNEEL SECURITIES PRIVATE LIMITED	SELL	931023	126
NSE	04-Sep-17	CAREERP	AMITA PARTNERS	SELL	245544	128
NSE	04-Sep-17	CAREERP	FIDELITY ASIAN VALUES PLC	SELL	567912	126
NSE	04-Sep-17	CAREERP	FIDELITY FUNDS- ASIAN SMALLER COMPANIES POOL	SELL	617429	126
NSE	04-Sep-17	CAREERP	KIFS ENTERPRISE	SELL	90	130
NSE	04-Sep-17	CAREERP	SETU SECURITIES PVT LTD	SELL	115696	124
NSE	04-Sep-17	FILATEX	MBM FINANCIAL SERVICES	SELL	600000	150
NSE	04-Sep-17	INDOTHAI	ARUSHI AJMERA	SELL	44304	51
NSE	04-Sep-17	INDOTHAI	CHETANYA DIYA HUF	SELL	110246	50
NSE	04-Sep-17	JPASSOCIAT	ADROIT SHARE & STOCK BROKER PVT. LTD.	SELL	17923364	24
NSE	04-Sep-17	JPASSOCIAT	SHAASTRA SECURITIES TRADING PRIVATE LIMITED	SELL	16172172	24
NSE	04-Sep-17	LAKSHMIEFL	ASHLAR SECURITIES PRIVATE LIMITED	SELL	367987	38
NSE	04-Sep-17	OMKARCHEM	PATEL MANAV NARESHBHAI	SELL	80191	90
NSE	04-Sep-17	RELIGARE	HOUSING DEVELOPMENT FINANCE CORPORATION LIMITE	SELL	1135385	45

### F&O OPEN INTEREST ( Number of Contracts )



### MARKET MOVERS (1 MONTH CHANGE)



**Result Calendar Q1FY18**

Bse Code	Company Name	Date	Bse Code	Company Name	Date
500003	AEGISLOG	05-Sep-17	500024	ASSAMCO	07-Sep-17
517429	ATHENAGLO	05-Sep-17	524828	BDH	07-Sep-17
538566	BESTSTEEL	05-Sep-17	523489	CMMHOSP	07-Sep-17
520131	COARO	05-Sep-17	531210	COLINZ	07-Sep-17
512207	EFFTXT	05-Sep-17	506935	CONTCHM	07-Sep-17
532716	GILLANDERS	05-Sep-17	536974	CPL	07-Sep-17
506640	GUJCMDS	05-Sep-17	512485	DHANCOT	07-Sep-17
519463	IBINFO	05-Sep-17	521151	DHANFAB	07-Sep-17
500211	INSILCO	05-Sep-17	517477	ELNET	07-Sep-17
538092	JOONKTOLL	05-Sep-17	532773	GLOBALVECT	07-Sep-17
504879	ORIENTABRA	05-Sep-17	515147	HALDYNGL	07-Sep-17
539015	ORTEL	05-Sep-17	509895	HINDMILL	07-Sep-17
505368	REVATHI	05-Sep-17	531343	INDINFRA	07-Sep-17
540590	RIDDHICORP	05-Sep-17	538926	NAPL	07-Sep-17
535602	SHARDA	05-Sep-17	523648	PLASTIBLEN	07-Sep-17
538562	SKIPPER	05-Sep-17	524570	PODARPIGQ	07-Sep-17
521178	SRMCL	05-Sep-17	500370	SALORAINTL	07-Sep-17
532262	TCIIND	05-Sep-17	539683	SHIVKAMAL	07-Sep-17
522294	TIGLOB	05-Sep-17	516016	SHREYANIND	07-Sep-17
500777	TNPETRO	05-Sep-17	517166	SPELS	07-Sep-17
538382	WESTLEIRES	05-Sep-17	590030	SPIC	07-Sep-17
514183	BLACKROSE	06-Sep-17	532729	UTTAMSUGAR	07-Sep-17
506197	BLISSGVS	06-Sep-17	532156	VAIBHAVGBL	07-Sep-17
517421	BUTTERFLY	06-Sep-17	590013	XPROINDIA	07-Sep-17
538858	CAMSONBIO	06-Sep-17	509650	ZHINDHSG	07-Sep-17
540071	CAMSONSEEDS	06-Sep-17	526662	ARENTERP	08-Sep-17
532807	CINELINE	06-Sep-17	532459	AUNDEIND	08-Sep-17
502820	DCM	06-Sep-17	509472	CRAVATEX	08-Sep-17
539979	DIGJAMLTD	06-Sep-17	531227	DECOMIC	08-Sep-17
530161	GARODCH	06-Sep-17	590031	DENORA	08-Sep-17
522073	HITECHGEAR	06-Sep-17	505744	FMGOETZE	08-Sep-17
532717	INDOTECH	06-Sep-17	532334	HBESD	08-Sep-17
505100	INRADIO	06-Sep-17	504036	HIRECT	08-Sep-17
531889	INTECH	06-Sep-17	522064	HONDAPOWER	08-Sep-17
509715	JAYSHREETEA	06-Sep-17	500193	HOTELEELA	08-Sep-17
500234	KAKATCEM	06-Sep-17	535958	INTEGRA	08-Sep-17
530497	MARVEL	06-Sep-17	507180	KESARENT	08-Sep-17
534312	MTEDUCARE	06-Sep-17	531413	KIRANPR	08-Sep-17
533399	PARAPRINT	06-Sep-17	590075	LAMBODHARA	08-Sep-17
523539	PRECWIRE	06-Sep-17	531241	LINCPENQ	08-Sep-17
517273	S&SPOWER	06-Sep-17	523628	PODDAR	08-Sep-17
533014	SICAGEN	06-Sep-17	539006	PTCIL	08-Sep-17
523606	SIKA	06-Sep-17	522281	RAMRAT	08-Sep-17
521234	SRINACHA	06-Sep-17	538795	SAPPL	08-Sep-17
506808	TUTIALKA	06-Sep-17	532217	SIELFNS	08-Sep-17
532762	ACE	07-Sep-17	522215	SWISSGLA	08-Sep-17

511447	SYLPH	08-Sep-17	531917	TWINSTAR	11-Sep-17
539141	UFO	08-Sep-17	513397	VALLABHSQ	11-Sep-17
531047	ADVPOWER	09-Sep-17	513534	VARDHINDQ	11-Sep-17
511605	ARIHCAPM	09-Sep-17	509038	VOLLF	11-Sep-17
524695	ASIANFR	09-Sep-17	524212	WANBURY	11-Sep-17
532920	EDL	09-Sep-17	514470	WINSOMTX	11-Sep-17
500132	EMPEESUG	09-Sep-17	514113	ADINATH	12-Sep-17
503831	FOMEHOT	09-Sep-17	517096	APLAB	12-Sep-17
531953	GCCL	09-Sep-17	531677	ARISINT	12-Sep-17
500151	GOLDENTOBC	09-Sep-17	532853	ASAHISONG	12-Sep-17
532133	IFGLREFRAC	09-Sep-17	533016	AUSTRAL	12-Sep-17
517467	MARSONS	09-Sep-17	509449	BHAGWOX	12-Sep-17
532850	MIC	09-Sep-17	504671	CHASBRT	12-Sep-17
507813	NOL	09-Sep-17	530495	CHHATTIND	12-Sep-17
530951	RAMINFO	09-Sep-17	512213	CLASELE	12-Sep-17
500360	RAPICUT	09-Sep-17	530077	FRSHTRP	12-Sep-17
517059	SALZER	09-Sep-17	531918	HINDAPL	12-Sep-17
501423	SHAILY	09-Sep-17	500449	HOCL	12-Sep-17
514142	TTL	09-Sep-17	526931	HRYNSHP	12-Sep-17
514266	ZENIFIB	09-Sep-17	523652	KKPLASTICK	12-Sep-17
517546	ALFATRAN	11-Sep-17	523550	KRYPTONQ	12-Sep-17
531557	AMITSEC	11-Sep-17	533289	KTIL	12-Sep-17
514360	AXISRAIL	11-Sep-17	506079	LAKPRE	12-Sep-17
524824	BALPHARMA	11-Sep-17	531613	MAL	12-Sep-17
500083	CENTEXT	11-Sep-17	516007	MANGTIMBER	12-Sep-17
522261	DOLPHINOFF	11-Sep-17	512167	MATRAREAL	12-Sep-17
530079	FAZE3Q	11-Sep-17	517140	MOSERBAER	12-Sep-17
526729	GOLDIAM	11-Sep-17	512024	NDMETAL	12-Sep-17
531594	INCON	11-Sep-17	511644	OMEGAIN	12-Sep-17
523586	INDTONER	11-Sep-17	534076	ORIENTREF	12-Sep-17
526558	JAMEHOT	11-Sep-17	532808	PGIL	12-Sep-17
512597	KEYCORPSER	11-Sep-17	500333	PIXTRANS	12-Sep-17
532067	KILPEST	11-Sep-17	532836	SANCIA	12-Sep-17
526409	KKALPANAIND	11-Sep-17	532435	SANINFRA	12-Sep-17
532081	KSERASERA	11-Sep-17	509870	SHAHCON	12-Sep-17
540360	LLFICL	11-Sep-17	526827	SPICEISL	12-Sep-17
522036	MIVENMACH	11-Sep-17	500402	SPMLINFRA	12-Sep-17
526169	MULTIBASE	11-Sep-17	539255	STARDELTA	12-Sep-17
524558	NEULANLAB	11-Sep-17	526071	STELLANT	12-Sep-17
517397	PANELEC	11-Sep-17	513307	SYNTHFO	12-Sep-17
517500	ROTO	11-Sep-17	532867	V2RETAIL	12-Sep-17
534139	SCHNEIDER	11-Sep-17	533221	AHLWEST	13-Sep-17
505729	SINGER	11-Sep-17	506120	ALNATRD	13-Sep-17
526839	SIPL	11-Sep-17	524516	BACPHAR	13-Sep-17
521161	SLSTLQ	11-Sep-17	539447	BEARDELL	13-Sep-17
532879	SSLEL	11-Sep-17	500058	BIHSPONG	13-Sep-17
534748	STEELXIND	11-Sep-17	522251	CENLUB	13-Sep-17
519483	TAIIND	11-Sep-17	512519	DONEAR	13-Sep-17
500414	TIMEX	11-Sep-17	507552	FOODSIN	13-Sep-17

506480	GOCLCORP	13-Sep-17	518029	GSCLCEMENT	14-Sep-17
539206	GVBL	13-Sep-17	523840	INNOVTEC	14-Sep-17
524342	INDOBORAX	13-Sep-17	538422	JACKSON	14-Sep-17
523610	ITI	13-Sep-17	533103	JINDCOT	14-Sep-17
513252	JAYUSH	13-Sep-17	535730	KHOOBSURAT	14-Sep-17
530215	KINGSINFR	13-Sep-17	514240	KUSHIND	14-Sep-17
524280	KOPRAN	13-Sep-17	505693	LATIMMETAL	14-Sep-17
526423	KRITIIND	13-Sep-17	508306	LEDOTEA	14-Sep-17
533210	KRITINUT	13-Sep-17	500267	MAJESAUT	14-Sep-17
505299	KULKPOWT	13-Sep-17	523197	MAZDAPR	14-Sep-17
538962	MINDACORP	13-Sep-17	501343	MOTOGENFIN	14-Sep-17
508867	NEWMKTADV	13-Sep-17	533202	NITESHEST	14-Sep-17
506852	PACL	13-Sep-17	531996	ODYCORP	14-Sep-17
531349	PANACEABIO	13-Sep-17	511632	OLYMTFI	14-Sep-17
526588	PHOTOQUP	13-Sep-17	533581	PGEL	14-Sep-17
512026	PHTRADING	13-Sep-17	505502	PSITINFRA	14-Sep-17
533178	PRADIP	13-Sep-17	514028	RAJKSYN	14-Sep-17
506618	PUNJABCHEM	13-Sep-17	533608	RDBRL	14-Sep-17
524037	RAMAPHO	13-Sep-17	507508	RIGASUG	14-Sep-17
530125	SAMRATPH	13-Sep-17	531215	RTSPOWR	14-Sep-17
504918	SANDUMA	13-Sep-17	500371	SAMTELIN	14-Sep-17
502175	SAURASHCEM	13-Sep-17	531569	SANJIVIN	14-Sep-17
532945	SHRIRAMEPC	13-Sep-17	516096	SANPA	14-Sep-17
532172	SPHEREGSL	13-Sep-17	516032	SARDAPPR	14-Sep-17
531628	STERSPN	13-Sep-17	532669	SBTL	14-Sep-17
533166	SUNDARAM	13-Sep-17	530433	SHIVAAGRO	14-Sep-17
530533	TERAI	13-Sep-17	512197	SILVERO	14-Sep-17
532613	VIPCLOTHNG	13-Sep-17	513472	SIMPLEXCAS	14-Sep-17
512062	ZSANMCOM	13-Sep-17	526161	SPENTA	14-Sep-17
530431	ADORFO	14-Sep-17	530931	STANPACK	14-Sep-17
524598	AKSCHEM	14-Sep-17	523283	SUPERHOUSE	14-Sep-17
532645	BEEYU	14-Sep-17	530595	TELECANOR	14-Sep-17
532230	BENGALT	14-Sep-17	531411	TUNITEX	14-Sep-17
530809	BNRUDY	14-Sep-17	504605	UNIABEXAL	14-Sep-17
517544	CENTUM	14-Sep-17	526113	UNRYLMA	14-Sep-17
505526	DOLAT	14-Sep-17	539123	VBIND	14-Sep-17
532656	FACORALL	14-Sep-17	530675	YORKEXP	14-Sep-17
533333	FCL	14-Sep-17	505502	PSITINFRA	15-Sep-17

### Result Q1FY18

Bse Code	NSE code	Sales	sales Growth	PAT	PAT Growth
533022	20MICRONS	97.36	(4.57)	3.13	(36.90)
513108	GANDHITUBE	31.37	24.58	8.84	1.38
532605	JBMA	430.00	3.61	19.00	7.50
500268	MANALIPETC	162.96	5.05	2.13	(75.57)

Economic Calendar

Country	Monday 4th Sept 17	Tuesday 5th Sept 17	Wednesday 6th Sept 17	Thursday 7th Sept 17	Friday 8th Sept 17
US		Final Services PMI, ISM Non-Manufacturing PMI, Factory Orders m/m, IBD/TIPP Economic Optimism.	Trade Balance, Crude Oil Inventories, Beige Book,	Unemployment Claims, Revised Nonfarm Productivity q/q, Revised Unit Labor Costs q/q , Natural Gas Storage, 10-y Bond Auction	JOLTS Job Openings, Final Wholesale Inventories m/m, 30-y Bond Auction , Consumer Credit m/m.
UK/EURO ZONE	Spanish Unemployment Change, Construction PMI, PPI m/m, Spanish 10-y Bond Auction.	Spanish Services PMI, Italian Services PMI , French Final Services PMI, German Final Services PMI, Final Services PMI, Services PMI, Retail Sales m/m, Revised GDP q/q, French 10-y Bond Auction	German Factory Orders m/m, Italian Retail Sales m/m, Retail PMI, Inflation Report Hearings	German Industrial Production m/m, French Trade Balance, Halifax HPI m/m, Minimum Bid Rate, ECB Press Conference.	French Final Non-Farm Payrolls q/q, German Trade Balance, French Gov Budget Balance, Manufacturing Production m/m, Goods Trade Balance, Construction Output m/m
INDIA		Nikkei Services PMI			



## Narnolia Securities Ltd

201 | 2nd Floor | Marble Arch Building | 236B-AJC Bose  
Road | Kolkata-700 020 , Ph : 033-40501500

email: [narnolia@narnolia.com](mailto:narnolia@narnolia.com),  
website : [www.narnolia.com](http://www.narnolia.com)

**Risk Disclosure & Disclaimer:** This report/message is for the personal information of the authorized recipient and does not construe to be any investment, legal or taxation advice to you. Narnolia Securities Ltd. (Hereinafter referred as NSL) is not soliciting any action based upon it. This report/message is not for public distribution and has been furnished to you solely for your information and should not be reproduced or redistributed to any other person in any form. The report/message is based upon publicly available information, findings of our research wing "East wind" & information that we consider reliable, but we do not represent that it is accurate or complete and we do not provide any express or implied warranty of any kind, and also these are subject to change without notice. The recipients of this report should rely on their own investigations, should use their own judgment for taking any investment decisions keeping in mind that past performance is not necessarily a guide to future performance & that the the value of any investment or income are subject to market and other risks. Further it will be safe to assume that NSL and /or its Group or associate Companies, their Directors, affiliates and/or employees may have interests/ positions, financial or otherwise, individually or otherwise in the recommended/mentioned securities/mutual funds/ model funds and other investment products which may be added or disposed including & other mentioned in this report/message.