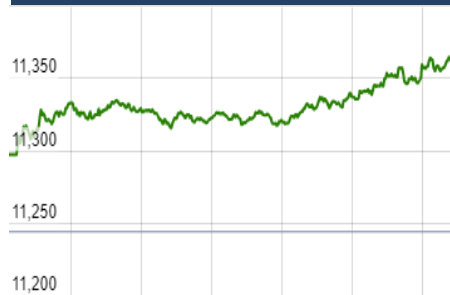


KEY LEVELS

Support 1 :11390
Support 2 :11350
Resistance 1:11450
Resistance 2 :11486

Nifty Intraday Chart



Market Outlook

On Friday, Nifty opened positive at 11297 levels & started his journey towards the north, it made a low of 11294 & during the closing session it hit the high of 11368 & closed in positive at 11360 levels with addition of 116 points. All the indices traded with positive bias such as PHARMA, METALS, FIN SERVICE, AUTO, FMCG, REALTY, MEDIA, PSU BANK and PVT BANK. On Volatility front India VIX fell down by -4.04% to 12.04.

Benchmark Indices continued with their stellar rally after undergoing strain of nearly five months, Nifty trading around 11400 levels, which was very well projected in our weekly outlook. The momentum indicators are reaching to their overbought zone. (Stochastic is at 95 & RSI is at 75). We believe some juice is still left in the market.

Market

Market	Value	% Change
Morning Traded Market		
SGX NIFTY	11,438.00	0.36%
NIKKIE	22,614.00	0.39%
HANG SENG	28,015.00	1.33%
Yesterday Closing Market		
Sensex	37,556.00	2.01%
Nifty	11,360.00	1.03%
DOW	25,462.00	0.54%
NASDAQ	7,812.00	0.12%
CAC	5,478.00	0.33%
DAX	12,615.00	0.55%
FTSE	7,659.00	1.10%
EW ALL SHARE	19,977.00	0.89%

% Change in 1 day

Commodity Price (Yesterday Closing)

Commodity/Currencies	Value	% Change
GOLD	29650.00	0.12%
SILVER	38052.00	0.29%
CRUDEOIL	73.69	0.52%
NATURALGAS	196.60	1.18%
RS./DOLLAR	68.16	-0.14%
RS./EURO	79.58	-0.28%
RS./POUND	89.43	-0.61%

% Change in 1 day

Institutional Turnover

FII			
Investor	Buy(Cr.)	Sale(Cr.)	Net(Cr.)
03-Aug-18	4737	4743	(6)
Aug-18	13516	14258	(742)
2018	690817	724934	(34117)
DII			
Investor	Buy(Cr.)	Sale(Cr.)	Net(Cr.)
03-Aug-18	3292	3205	87
Aug-18	9513	10328	(816)
2018	500801	438846	61955

Quote of the Day : "Life is what we make it, always has been, always will be."

Today's Events

Results:

ADANIPOWER, ADANIPOWER, ALPHAGEO, AMFORG, APMIN, ARCOTECH, ARVIND, ASITCFIN, ASTRON, ATULAUTO, ATPR, AURIONPRO, AUTORIDFIN, AVADHSUGAR, AVANTI, AYOME, BANCOINDIA, BEARSELL, BENGALASM, BHAGYAPROP, BHAGYNAGAR, BPL, BRITANNIA, CAPPL, CFEL, CIL, CIMMCO, DALMIASUG, DENABANK, DENORA, DFM, DHANBANK, DIAMINESQ, DIXON, FGP, FSL, GANGESSEC, GEMSPIN, GRAPHITE, GUJCOTEX, HIL, HONAUT, INDBANK, INDBNK, INDOCREC, JAMSHRI, JBMA, JMCPROJECT, KAKATCEM, KIRANSY-B, KRL, LKPFIN, MACPLASQ, MAHSHRE, MAL, MANVIJAY, MARKSANS, MFSL, MKEXIM, MONSANTO, MSCTC, NAELIND, NAHARPOLY, NAHARSPING, NBVENTURES, NIRLON, NORRIS, OMAXE, PARAGMILK, PARKERAC, PAUSHAKLTD, PHOENIXTN, POLARIS, POOJAENT, PRAJIND, PRAXIS, PRECISION, PRERINFRA, RAMAPETRO, REVATHI, RICHUNV, RMGALLOY, SACHEMT, SEPOWER, SHAHFOOD, SHKARTP, SMARTLINK, SURANASOL, SURANAT&P, SVGLOBAL, SYNDIBANK, TAINWALCHM, TTIENT, TULIVE, TWL, UJJIVAN, ULTRAMAR, UNJHAFOR, VAPIPPR, VASINFRA, VESUVIUS, VINATORGA, VASASTEEL, WELINV, WESTLEIRES, YASHRAJ, ZENOTECH, ZODJRD MKJ

Refer page no.4 for corporate action's like dividend, split, bonus, buyback, etc.

KEC INTERNATIONAL	"NEUTRAL"	6th August 2018
<p>Railway and civil continue to be growth engine for the KEC and we believe that in future it continue to led the show. KEC is eyeing on smart infra project and expect to receive at least one project by the year end. This will be new vertical for the company. Strong bid pipeline in T&D business ensure healthy revenue growth. Working capital and borrowings were increased due to ban of roll over/buyer's credit facilities by RBI and tight credit situation in market. However, management believes that it is temporary in nature and will normalize by the year end. We have factored in higher working capital requirement in our estimates and reduce EPS estimate by 5/2% for FY19/20. We value KEC at 15.5x of FY20 EPS and revised our target price at Rs.358 per share and maintained NEUTRAL rating on the stock.</p>		
MAHLOG	"BUY"	6th August 2018
<p>Mahindra Logistics Limited (MLL), a susidiary of Mahindra and Mahindra Limited, is a 3rd party logistics service provider engaged in transportation of goods, warehousing and transportation of services for the corporate employees. The management has set a revenue target of INR 6,000 crores by March 2021 which will result in a Revenue CAGR of 21%. The management has been able to drive the growth in the non M&M SCM business at a CAGR of 53% between FY15 and FY18, thus increasing the share of non M&M % revenue to Total revenue from 30% in FY15 to 41% in FY18. Considering the benefits of GST, E-way Bill and gradual shift from unorganized to large 3PL organized players, we are optimistic on MLL and value the stock at 35 times FY20e EPS (currently trading at 30x FY20e EPS), and we thus recommend to BUY this stock with a price target of Rs 672.</p>		
NESTLEIND	"NEUTRAL"	6th August 2018
<p>NESTLEIND has reported numbers better than our expectations. Sales for this quarter grew by 12% YoY to Rs 2698 cr(Vs our expect. Rs 2713 cr) while PAT grew by 50% YoY to Rs 395 cr(Vs Rs 363 cr). Going forward, we expect better volume growth to continue for the company led by new product launches and better traction from existing product portfolio. The company may maintain margin at this level considering NESTLEIND has strong pricing power. Past one month, commodity prices have started inching up. We continue to like this company but considering its stretch valuation we maintain our `Neutral' stance. We value NESTLEIND at 50 times of CY19e EPS and maintain a target price of Rs 9720</p>		
MARICO	"ACCUMULATE"	6th August 2018
<p>Marico has shown smart volume recovery in this quarter although on a weak base. Going forward, we expect domestic volume growth to sustain on the back of company's effort of fixing up the problem of Saffola and better traction from VAHO business (led by LUP's). We expect domestic business volume to grow at rate of 9%each for FY19 and FY20. IB has grown at 7% in cc terms led by better performance of Bangladesh and MENA business. Turning around company's South East Asia business will help to grow IB further. Margin pressure should ease from here onward, considering gradual cooling off copra prices (down 6% sequentially). We value Marico at 44x FY20e EPS and maintain ACCUMULATE with the price of 400</p>		
EMAMI LTD	"NEUTRAL"	3rd August 2018
<p>EMAMILTD has posted mixed set of numbers for Q1FY19, sales remained inline while PAT growth was blow than our expectation. Domestic volume grew by 18% on the back of lower base. International business grew by 7% much below than our expectation of 15%. Going forward, we expect better domestic volume growth for the company led by coming back of wholesale, rural demand revival and growth in health care business (on the back of new launches). Better traction from Kesh King and company's cost efficiency measures may help in maintaining margin. But considering subdued International business and company's higher dependency on seasonality (60-70% of products is still dependent on seasonality), we are little cautious on the EMAMILTD. We continue to value this stock on 49 x of FY20e EPS and maintain previous target price of Rs 596. As there is little upside from here, we recommend Neutral</p>		
EQUITAS	"BUY"	3rd August 2018
<p>Loan book has picked up the growth as the management is done with de-risking the portfolio. MFI book mix has declined below 30% as per the strategy of management. However growth in other than MFI segment continued to grow with an average rate of 45%. Deposits growth has been impressive and now constitutes 49% of the borrowing. Management is targeting 40% loan book growth in FY19. Despite of strong growth in deposits, decline in NIM was little worry for us. The reason was increased deposits cost and increase in low yielding investment book during the quarter. However we expect NIM to stabilize with decrease in excess liquidity in Balance sheet as well as strong growth in MFI book. C/I ratio is expected to continue to decline till 60% over the period. We assign EQUITAS 2.2x P/BV FY20e to arrive at target price of Rs 177. Recommend BUY.</p>		

- ❑ Divis Lab: Q1 profit jumps to Rs 266.2 crore versus Rs 176.5 crore; revenue rises to Rs 995.3 crore versus Rs 821.20 crore (YoY).
- ❑ Jaiprakash Power Ventures: Q1 profit at Rs 4.14 crore versus loss of Rs 19.02 crore; revenue increases Rs 1,083 crore versus Rs 995.92 crore (YoY).
- ❑ Suzlon Energy: Q1 loss at Rs 575 crore versus profit at Rs 47.84 crore; revenue falls to Rs 1,277.49 crore versus Rs 2,581.99 crore (YoY).
- ❑ Munjal Auto Industries: Q1 profit declines to Rs 8.3 crore versus Rs 10.4 crore; revenue rises to Rs 290.3 crore versus Rs 257.36 crore (YoY).
- ❑ Relaxo Footwears: Q1 profit increases to Rs 45.95 crore versus Rs 37.35 crore; revenue rises to Rs 566.48 crore versus Rs 482.96 crore (YoY).
- ❑ Action Construction Equipment: Q1 jumps to Rs 16.65 crore versus Rs 3.76 crore; revenue rises to Rs 336.2 crore versus Rs 188.96 crore (YoY).
- ❑ JSW Holdings: Q1 profit falls to Rs 9.84 crore versus Rs 40.55 crore; revenue slips to Rs 12.71 crore versus Rs 50.85 crore (YoY).
- ❑ Wockhardt: Q1 loss at Rs 86.2 crore versus loss of Rs 409.66 crore; revenue rises to Rs 1,007.71 crore versus Rs 891 crore (YoY).
- ❑ Mangalam Cement: Q1 loss at Rs 15.32 crore versus profit of Rs 12.11 crore; revenue rises to Rs 254.2 crore versus Rs 251.6 crore (YoY).
- ❑ Rico Auto Industries: Q1 profit increases to Rs 15.21 crore versus Rs 13.99 crore; revenue jumps to Rs 349.14 crore versus Rs 273.5 crore (YoY).
- ❑ Sical Logistics: Q1 profit falls to Rs 3.38 crore versus Rs 11.80 crore; revenue spikes to Rs 323.5 crore versus Rs 244.8 crore (YoY).
- ❑ KEC International: Q1 profit jumps to Rs 86.84 crore versus Rs 62.97 crore; revenue rises to Rs 2,104.7 crore versus Rs 1,856.76 crore (YoY).
- ❑ DQ Entertainment: Q1 loss at Rs 8.29 crore versus profit at Rs 4.6 crore; revenue increases to Rs 22.5 crore versus Rs 18 crore (YoY).
- ❑ Den Networks: Q1 loss at Rs 27.98 crore versus loss of Rs 9.92 crore; revenue rises to Rs 314.2 crore versus Rs 314.11 crore (YoY).
- ❑ Laurus Labs: Q1 profit falls sharply to Rs 16.55 crore versus Rs 38.9 crore; revenue rises to Rs 539 crore versus Rs 478.4 crore (YoY).
- ❑ Adlabs Entertainment: Q1 loss at Rs 20.85 crore versus loss of Rs 22.51 crore; revenue slips to Rs 84.72 crore versus Rs 86.61 crore (YoY).
- ❑ Gujarat Alkalies and Chemicals: Q1 profit surges to Rs 183.2 crore versus Rs 95.4 crore; revenue jumps to Rs 752.85 crore versus Rs 544.18 crore (YoY).
- ❑ Entertainment Network India: Q1 profit rises to Rs 9.33 crore versus Rs 4.6 crore; revenue increases to Rs 121.6 crore versus Rs 104.5 crore (YoY).
- ❑ Shipping Corporation of India: Q1 loss at Rs 206 crore versus loss of Rs 6.7 crore; revenue rises to Rs 894.3 crore versus Rs 864.8 crore (YoY).
- ❑ Scooters India: Q1 loss at Rs 2.52 crore versus loss of Rs 6.45 crore; revenue Rs 10.78 crore versus Rs 1.16 crore (YoY).
- ❑ Wipro: Company and National Grid settle lawsuit in the US.
- ❑ TCS shareholders has approved the buyback of equity shares. Company has fixed August 18 as record date for determining the entitlement and the names of eligible equity shareholders.
- ❑ ICRA board meeting is scheduled to be held on August 9 to approve June quarter results and also to consider a proposal for buy-back of the fully paid-up equity shares.
- ❑ Qess Corp has entered into a Memorandum of Understanding with Andhra Pradesh Economic Development Board to setup a Skill University in the state.
- ❑ Thyrocare Technologies board has decided to buy back equity shares for an amount not exceeding Rs 63 crore (14.97 percent of equity capital) from shareholders (other than promoters & promoter group) at a price of Rs 730 per share, through open market route through stock exchanges.
- ❑ Indian Hume Pipe has received letter of award for work order of Rs 468.58 crore from Karnataka Power Corporation (Government of Karnataka), Bengaluru for manufacture and supplying to site, laying, jointing, testing and commissioning of 1600/1700 mm dia PCCP pipeline.
- ❑ Birla Corporation board of directors of subsidiary RCCPL approved to set up a 3.90 million tonnes greenfield integrated cement plant at Mukutban (Maharashtra) with 40 MW captive power plant and 10.60 MW waste heat recovery system.
- ❑ Adani Enterprises incorporated a wholly owned subsidiary - Adani Agri Logistics (Dahod) to develop, operate and maintain Silos for storage of food grains at Dahod on DBFOO basis under PPP mode.
- ❑ ENIL company commenced broadcast from its radio station at Bharuch (92.3 FM) - acquired under Phase 3 auctions.
- ❑ Valecha Engineering: bags order worth Rs 57.61 crore.
- ❑ Varroc Engineering's Aries Mentor Holding B V, The Netherlands (wholly owned subsidiary of the company) acquired 6,60,114 shares of TRI O M S.p.A. from the existing minority shareholder Alessio Caputo, resulting increase in shareholding of Aries Mentor Holding B V to 100 percent.
- ❑ Hinduja Ventures board approved to subscribe 4,48,00,602 equity shares of subsidiary IndusInd Media & Communication (IMCL) offered to the company on rights basis in the proportion of 5 new equity share for every 11 equity shares held (5:11) at a price of Rs 100 per share.
- ❑ Premier Explosives has bagged an order from Singareni Collieries Limited.
- ❑ For Rupa & Company, CRISIL has assigned a long term rating of 'AA-/ Stable' (upgraded from A+/Positive) for the bank loan facilities of the company, amounting to Rs 293 crore.
- ❑ IDBI Bank's one section of officers proposes to go on strike for five days from August 6-10, 2018, the other section proposes to go on strike for two days from August 9-10, 2018.
- ❑ Puravankar has received bookings for more than 800 units for maiden property 'Adora de Goa' launched by subsidiary Provident Housing in Goa in March.
- ❑ JBM Auto's 'CityLife' buses to be rolled out by Gurugram Metropolitan City Bus.
- ❑ Websol Energy System has commenced optimum production from August to operationalise 280 MW of cell and 250 MW of module line capacity.
- ❑ Berger Paints: Q1 profit rises 19.5 percent to Rs 134.9 crore versus Rs 112.9 crore; revenue increases 18.9 percent to Rs 1,483 crore versus Rs 1,247.1 crore (YoY).
- ❑ SAIL: Q1 profit at Rs 540.4 crore versus loss of Rs 797 crore; revenue rises to Rs 15,907.2 crore versus Rs 11,579 crore (YoY).
- ❑ China threatens new tariffs on \$60 bn worth of US goods.
- ❑ Bank credit jumps 12.4%, deposits up 8.15%.
- ❑ Forex reserves dip by \$950.9 mn to \$404.2 bn

PPAP Automotive Concall Update :

- ❑ Capacity utilization in 1QFY19 under Plastic Extrusion side in automotive ceilings systems was 70% whereas under injection molding side was 80%-85%. Peak utilization for both extrusion and injection side will go up by 90-95% in coming quarters
- ❑ Changes in inventories were due to inventory buildup towards moulds which has been on the rise this quarter.
- ❑ Company recently added Hyundai and GE motors as customers.
- ❑ The company has also started supplying to LCV segment and 2 wheeler segment. Primarily company supplied to PCs segment.
- ❑ The company started supplying to SMLISUZU and BHARAT BENZ under LCV segment whereas under 2W segment the company started supplying to Suzuki and Honda motorcycles.
- ❑ Started supplies to Honda Cars for New Amaze and Toyota for Yaris
- ❑ Couple of new models under Suzuki is underproduction which will boost up the revenue growth.
- ❑ The company is focusing to increase relationship with Maruti especially under injection molding segment. For this purpose the company has established plant in Gujarat which caters to SMG part of Maruti.
- ❑ The company is developing more models with Hyundai for ceilings systems
- ❑ Revenue potential for Hyundai in FY19 – may contribute single digit growth
- ❑ The company is looking for opportunity with Volkswagen for growth in ceilings system.
- ❑ Capex for FY19 is expected to be 50 crores with a maintenance capex of 8-10 crs

IBULHSGFIN Q1FY19 CONCALL UPDATE:-

- ❑ Net worth stood at 164.2 bn in Q1FY19 up from 125.5 bn as on march 18. This was on account of fair value of investment in north bank, release of deferred tax liability and other minor adjustment.
- ❑ Under INDAS in the effective interest methodology which is called EIR expenses and income that are directly related and which can be mapped to individual loans will be subsumed within the loan to compute an effective interest rate.
- ❑ The effective interest rate and the resultant income hence now contain amortized netted off for sourcing expenses.
- ❑ In NII the bank will exclude the up fronted sell down from net interest income. This is because the upfronted gain from assignment of loan is not a reflection in margin in any manner and will be volatile as it is driven by quantum and nature of assets sold in the quarter.
- ❑ NII stood at 16.9 bn in Q1FY19 vs 13.84 bn previous year. This is despite the mark to market loss of 0.5 bn on a liquid investment from g-sec movement.
- ❑ Credit cost stood at 0.65 bn as against 1.82 bn in Q1FY18. Credit cost is expected to be in the range of 20-25 bps going forward.
- ❑ Bank borrowings form now only 32% of the funding mix down from 35% last year.
- ❑ Capital market sources along with ECD's and sell downs have contributed to all net funding this quarter.
- ❑ Cash and liquid investment stood at 183.93 bn.
- ❑ Mortgage lending happens at floating rate. Increase in the repo rate is the great opportunity to increase the interest rate for banks.
- ❑ COF is at 7.92% and it continues to drop as the bank refinances the stock of loans with finally priced bonds.
- ❑ The bank has increased the salaried home loan lending rate by 30 bps & other rates by 50 bps. This is because the yield has expanded despite of rise in cost of fund.
- ❑ Stage 1 indicates loans up to 30 days and stage 2 indicates 30-90 days past dues. While stage 3 -90 days past dues.
- ❑ The bank is developing ECB and masala bond market to continue with the fact of diversifying sources of financing.
- ❑ Disbursement under INDAS doesn't change and stood at 1044 cr this quarter. Breakup-housing loan-5600 cr, LAAP-1500 cr and commercial loan-3000 cr. Housing loan is showing good traction.
- ❑ 150 cr additional provisions is to be released in the next 3 quarters.
- ❑ Creating buffers through loan loss provisions is not going to be feasible any more.
- ❑ NII will include unamortized fee income and will not carry securitization.
- ❑ Sale down blended for both priority and non-priority are at 7.6%. Incremental basis term loan come to the bank by just over 8.1%.
- ❑ Home loan constitutes 60% and LAAP about 19% of the total loan book.

Mahindra Logistics Limited 1Q FY19 Concall Highlights:

- ❑ GST and E way Bill introduction have helped 3 PL Logistics players to grow faster than the industry. But implementation challenges remain especially on the transporters side w.r.t. Reverse Charge or Forward Charge mechanism.
- ❑ Government is working on a new logistics policy and also a Logistics Index for states to bring in competition among them.
- ❑ L'Oreal was added as a new marquee client with 2 more client additions in the in-factory logistics business.
- ❑ Retention rate at 92% in the Top 25 customer Bracket.
- ❑ The contribution towards non Mahindra revenue by the top 20 customers is 66%.
- ❑ MLL is looking to add 3 new large warehouses in total, locations for the same being Delhi, Bangalore & Chennai.
- ❑ Truck Strike led to a 3-4 days disruption in July.
- ❑ Logistics Industry growth for FY19 is expected to be in the range of 10-15%, wherein MLL is expected to post a faster than industry growth. PTS Segment is expected to grow at 10-12% in FY19.
- ❑ Share of Transportation to Warehousing in Non Mahindra SCM business is at 76:24, while in Mahindra SCM business it is at 89:11.
- ❑ Full benefit of Chakan Warehouse is expected to accrue from Q3FY19 onwards.
- ❑ Capex to be around 20 to 22 crs in FY19.
- ❑ M&M revenues in SCM business increases by 11.5%. Non-M&M revenues in SCM business increases by 6.1%, Revenue from warehousing & other valued-added services increased by 27.3% and Revenue from transportation services remained flat due to stagnation/restructuring at some of the major client
- ❑ Tax refund: Received Rs 17.70 crore which includes interest of Rs 1.90 crore. Also, MLL had filed an application for reduction in TDS rates to which IT department has permitted as under: - On transportation revenues - from 2% to 1.04% - On warehousing revenues, rental revenues and interest income - from 10% to 2.5% The same is applicable from June 1, 2019 onwards for FY19. This will help to improve the cash flows of the company.

Dividend

Security Code	Security Name	Ex Date	Purpose	Record Date	BC Start Date	BC End Date	ND Start Date	ND End Date
532284	TCFCFIN	7-Aug-18	Dividend - Rs. - 1.5000	-	9-Aug-18	16-Aug-18	2-Aug-18	8-Aug-18

Stock Split

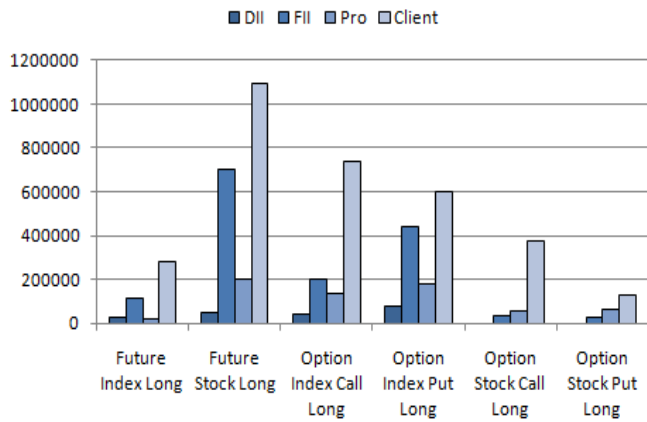
Security Code	Security Name	Ex Date	Purpose	Record Date	BC Start Date	BC End Date	ND Start Date	ND End Date
532265	GALLSPAT	7-Aug-18	Stock Split From Rs.10/- to Rs.1/-	8-Aug-18			1-Aug-18	7-Aug-18

Bulk Deals

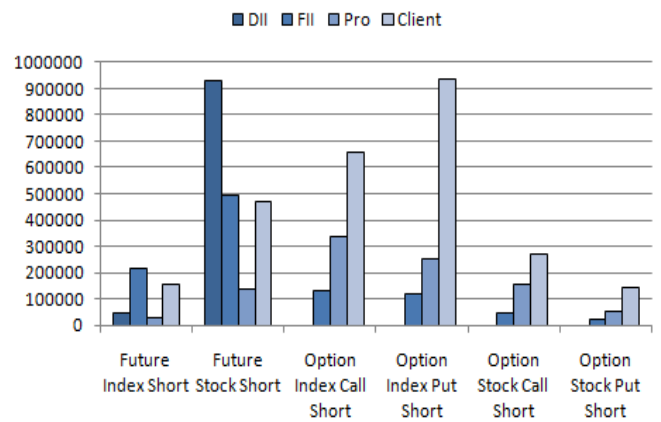
Exchange	Deal Date	Company	Client Name	Deal Type	Quantity	Price
BSE	3-Aug-18	COSBOARD	SAJJAN KUMAR BANSAL HUF	S	27000	25.9
BSE	3-Aug-18	COSBOARD	SAJJAN KUMAR BANSAL HUF	B	28500	27.79
BSE	3-Aug-18	CTL	KRISHAN KUMAR & SONS (HUF)	B	3292600	3.21
BSE	3-Aug-18	CTL	NEERAJ KUMAR & SONS (HUF)	S	3292600	3.21
BSE	3-Aug-18	CTL	KAILASH CHAND MITTAL	S	414000	3.56
BSE	3-Aug-18	CTL	KAILASH CHAND MITTAL HUF	S	335000	3.57
BSE	3-Aug-18	DLCL	NNM SECURITIES PVT LTD	S	24000	26.2
BSE	3-Aug-18	IBULHSGFIN	ORIENT GLOBAL CINNAMON CAPITAL LIMITED	S	2270239	1374.6
BSE	3-Aug-18	IBULHSGFIN	JASMINE CAPITAL INVESTMENTS PTE LTD	B	2270239	1374.6
BSE	3-Aug-18	JBFIND	ECL FINANCE LIMITED	S	902530	24.85
BSE	3-Aug-18	LPNAVAL	CHANDAN MITRA	B	33000	54.2
BSE	3-Aug-18	LPNAVAL	MIKER FINANCIAL CONSULTANTS PRIVATE LIMITED	S	33000	54
BSE	3-Aug-18	NATECO	ARUN DASHRATHBHAI PRAJAPATI	B	21496	75.12
BSE	3-Aug-18	NEXUSCOMMO	NISHU FINLEASE PVT. LTD.	B	35000	61.35
BSE	3-Aug-18	RATNABHUMI	KAMLESH BALCHAND SHAH HUF	B	90000	43.03
BSE	3-Aug-18	RAWEDGE	AARAV FINANCIAL SERVICES PRIVATE LIMITED	S	56000	70.5
BSE	3-Aug-18	RAWEDGE	SANDIP JAYSHUKHLAL SHAH	B	48000	70.5
BSE	3-Aug-18	ROXY	PARBHUBHAI RATILAL SHIRESHIYA	S	23136	13.12
BSE	3-Aug-18	ROXY	ARPAN DARSHAKKUMAR BHATT	B	26136	13.11
BSE	3-Aug-18	SANPA	VIKAS JAIN & FAMILY	S	7310	134.99
BSE	3-Aug-18	SHVFL	SHRISTI INVESTMENTS PRIVATE LIMITED .	S	64400	4.16
BSE	3-Aug-18	SHVFL	NISHU FINLEASE PVT. LTD.	B	67000	4.16
BSE	3-Aug-18	SPICY	TISTA TRADELINKS PRIVATE LIMITED	S	90000	11.1
BSE	3-Aug-18	SURYAAMBA	DEVJYOT TRADE AND INVESTMENT PRIVATE LIMITED	S	66699	126.65
BSE	3-Aug-18	SURYAAMBA	DEVJYOT TRADE AND INVESTMENT PRIVATE LIMITED	B	66699	127.04
BSE	3-Aug-18	SURYAAMBA	DEEP AGARWAL	S	25000	127.75
BSE	3-Aug-18	SURYAAMBA	DEEP AGARWAL	B	15000	129.4

F&O OPEN INTEREST (Number of Contracts)

LONG POSITION

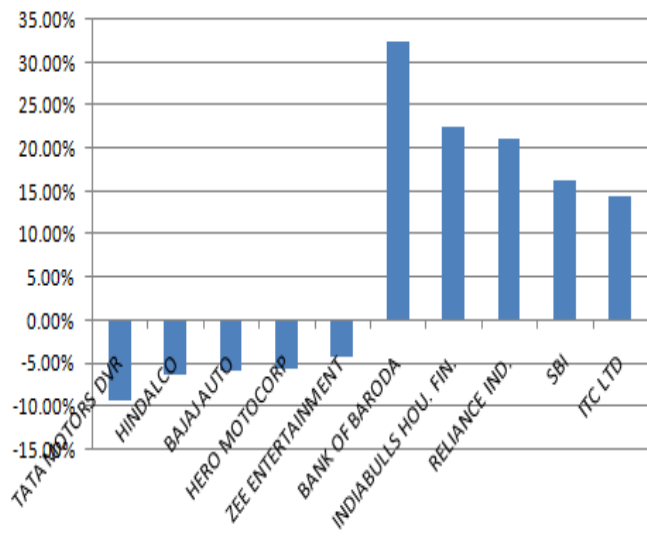


SHORT POSITION

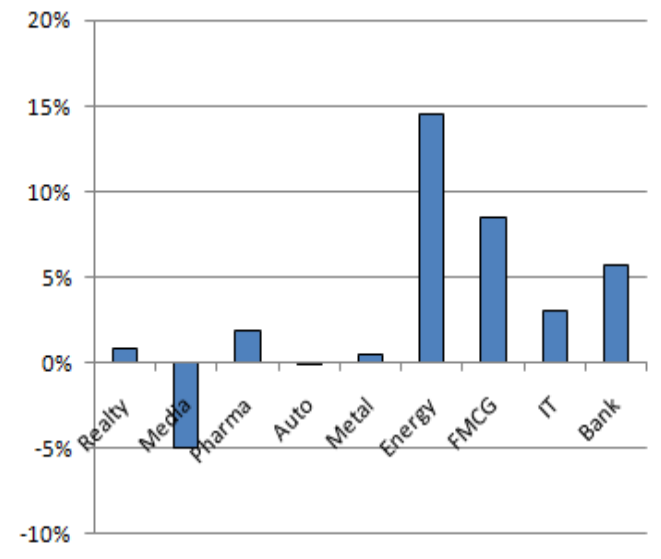


MARKET MOVERS (1 MONTH CHANGE)

Nifty Movers



NSE Sectoral Indices Performance



Result Calendar Q1FY19

BSE Code	Company Name	Date	BSE Code	Company Name	Date
532921	ADANI PORTS	06-Aug-18	500271	MFSL	06-Aug-18
533096	ADANI POWER	06-Aug-18	538890	MKEXIM	06-Aug-18
526397	ALPHAGEO	06-Aug-18	524084	MONSANTO	06-Aug-18
513117	AMFORG	06-Aug-18	513544	MSCTC	06-Aug-18
523537	APMIN	06-Aug-18	524709	NACLIND	06-Aug-18
532914	ARCOTECH	06-Aug-18	523391	NAHARPOLY	06-Aug-18
500101	ARVIND	06-Aug-18	500296	NAHARSPING	06-Aug-18
530723	ASITCFIN	06-Aug-18	513023	NBVENTURES	06-Aug-18
540824	ASTRON	06-Aug-18	500307	NIRLON	06-Aug-18
531795	ATULAUTO	06-Aug-18	524414	NORRIS	06-Aug-18
500028	ATVPR	06-Aug-18	532880	OMAXE	06-Aug-18
532668	AURIONPRO	06-Aug-18	539889	PARAGMILK	06-Aug-18
500030	AUTORIDFIN	06-Aug-18	524628	PARKERAC	06-Aug-18
540649	AVADHSUGAR	06-Aug-18	532742	PAUSHAKLTD	06-Aug-18
512573	AVANTI	06-Aug-18	537839	PHOENIXTN	06-Aug-18
512063	AYOME	06-Aug-18	532254	POLARIS	06-Aug-18
500039	BANCOINDIA	06-Aug-18	532011	POOJAENT	06-Aug-18
539447	BEARDESELL	06-Aug-18	522205	PRAJIND	06-Aug-18
533095	BENGALASM	06-Aug-18	540901	PRAXIS	06-Aug-18
540621	BHAGYAPROP	06-Aug-18	523874	PRECISION	06-Aug-18
512296	BHAGYNAGAR	06-Aug-18	531802	PRERINFRA	06-Aug-18
500074	BPL	06-Aug-18	500358	RAMAPETRO	06-Aug-18
500825	BRITANNIA	06-Aug-18	505368	REVATHI	06-Aug-18
524742	CAPPL	06-Aug-18	530271	RICHUNV	06-Aug-18
539991	CFEL	06-Aug-18	500365	RMGALLOY	06-Aug-18
538786	CIL	06-Aug-18	531869	SACHEMT	06-Aug-18
505230	CIMMCO	06-Aug-18	534598	SEPOWER	06-Aug-18
500097	DALMIASUG	06-Aug-18	519031	SHAHFOOD	06-Aug-18
532121	DENABANK	06-Aug-18	516106	SHKARTP	06-Aug-18
590031	DENORA	06-Aug-18	532419	SMARTLINK	06-Aug-18
519588	DFM	06-Aug-18	533298	SURANASOL	06-Aug-18
532180	DHANBANK	06-Aug-18	517530	SURANAT&P	06-Aug-18
500120	DIAMINESQ	06-Aug-18	535621	SVGLOBAL	06-Aug-18
540699	DIXON	06-Aug-18	532276	SYNDIBANK	06-Aug-18
500142	FGP	06-Aug-18	507785	TAINWALCHM	06-Aug-18
532809	FSL	06-Aug-18	538597	TTIENT	06-Aug-18
540647	GANGESSEC	06-Aug-18	505285	TULIVE	06-Aug-18
521133	GEMSPIN	06-Aug-18	532966	TWL	06-Aug-18
509488	GRAPHITE	06-Aug-18	539874	UJJIVAN	06-Aug-18
514386	GUJCOTEX	06-Aug-18	506685	ULTRAMAR	06-Aug-18
509675	HIL	06-Aug-18	531762	UNJHAFOR	06-Aug-18
517174	HONAUT	06-Aug-18	502589	VAPIPPR	06-Aug-18
511473	INDBANK	06-Aug-18	531574	VASINFRA	06-Aug-18
523465	INDBNK	06-Aug-18	520113	VESUVIUS	06-Aug-18
526887	INDOCRED	06-Aug-18	524200	VINATI ORGA	06-Aug-18
502901	JAMSHRI	06-Aug-18	532721	VISASTEEL	06-Aug-18
532605	JBMA	06-Aug-18	533252	WELINV	06-Aug-18
522263	JMCPROJECT	06-Aug-18	538382	WESTLEIRES	06-Aug-18
500234	KAKATCEM	06-Aug-18	530063	YASHRAJC	06-Aug-18
530443	KIRANSY-B	06-Aug-18	532039	ZENOTECH	06-Aug-18
512329	KRL	06-Aug-18	512587	ZODJRD MKJ	06-Aug-18
507912	LKPFIN	06-Aug-18	512599	ADANI ENT	07-Aug-18
523248	MACPLASQ	06-Aug-18	539254	ADANI TRANS	07-Aug-18
512337	MAHSHRE	06-Aug-18	521141	ADITYASP	07-Aug-18
531613	MAL	06-Aug-18	532774	AFL	07-Aug-18
538970	MANVIJAY	06-Aug-18	506235	ALEMBICLTD	07-Aug-18
524404	MARKSANS	06-Aug-18	533029	ALKALI	07-Aug-18

Results Calander Q1FY19

BSE Code	Company Name	Date	BSE Code	Company Name	Date
540902	AMBER	07-Aug-18	523062	JFINCOR	07-Aug-18
515030	ASAHINDIA	07-Aug-18	536493	JK AGRI	07-Aug-18
530899	ASIAPAK	07-Aug-18	522287	KALPATPOWR	07-Aug-18
540611	AUBANK	07-Aug-18	501151	KARTKIN	07-Aug-18
532459	AUNDEIND	07-Aug-18	532067	KILPEST	07-Aug-18
512109	AVIVA	07-Aug-18	532673	KMSUGAR	07-Aug-18
539251	BALKRISHNA	07-Aug-18	511138	KOTHARIFIN	07-Aug-18
509438	BENARAS	07-Aug-18	533289	KTIL	07-Aug-18
512195	BENTCOM	07-Aug-18	531027	LIBORD	07-Aug-18
524606	BERLDRG	07-Aug-18	511593	LIBORDFIN	07-Aug-18
531582	BERYLSE	07-Aug-18	533343	LOVABLE	07-Aug-18
500335	BIRLACORPN	07-Aug-18	500520	M&M	07-Aug-18
500020	BOMDYEING	07-Aug-18	540650	MAGADHSUGAR	07-Aug-18
517421	BUTTERFLY	07-Aug-18	531515	MAHANIN	07-Aug-18
530879	CIFL	07-Aug-18	532852	MCDHOLDING	07-Aug-18
540403	CLEDUCATE	07-Aug-18	526235	MERCATOR	07-Aug-18
508571	COCHMAL	07-Aug-18	500126	MERCK	07-Aug-18
526829	CONFIPET	07-Aug-18	540023	MIENT	07-Aug-18
530067	CSLFINANCE	07-Aug-18	526642	MIRZAINI	07-Aug-18
532801	CTE	07-Aug-18	507621	MLKFOOD	07-Aug-18
500119	DHAMPURSUG	07-Aug-18	517334	MOTHERSUMI	07-Aug-18
526971	DHOOTIN	07-Aug-18	526299	MPHASIS	07-Aug-18
538902	DHUNTEAIND	07-Aug-18	532649	NECLIFE	07-Aug-18
540724	DIAMONDYD	07-Aug-18	531272	NIKKIGL	07-Aug-18
539900	DIDL	07-Aug-18	532698	NITINSPIN	07-Aug-18
522261	DOLPHINOFF	07-Aug-18	530127	NPRFIN	07-Aug-18
532610	DWARKESH	07-Aug-18	532256	NSIL	07-Aug-18
517238	DYNAVSN	07-Aug-18	512626	ORBTEXP	07-Aug-18
532927	ECLERX	07-Aug-18	500143	PHCAP	07-Aug-18
532922	EDELWEISS	07-Aug-18	532461	PNB	07-Aug-18
500128	ELECTCAST	07-Aug-18	539150	PNCINFRA	07-Aug-18
538653	EML	07-Aug-18	532626	PONDYOXIDE	07-Aug-18
530079	FAZE3Q	07-Aug-18	532524	PTC	07-Aug-18
536507	FLFL	07-Aug-18	540270	RAIDEEPIND	07-Aug-18
532518	FLORENCE	07-Aug-18	526492	RISHIROOP	07-Aug-18
540798	FSC	07-Aug-18	500350	RSWM	07-Aug-18
500155	GARDENSILK	07-Aug-18	511533	SAHARAHOU5	07-Aug-18
500174	GLFL	07-Aug-18	511630	SAMBHAAV	07-Aug-18
501848	GLOBOFFS	07-Aug-18	526521	SANGHIIND	07-Aug-18
500166	GOODRICKE	07-Aug-18	534618	SAREL	07-Aug-18
509152	GRPLTD	07-Aug-18	507894	SCHABLON	07-Aug-18
500676	GSKCONS	07-Aug-18	509423	SEL	07-Aug-18
507960	GUJHOTE	07-Aug-18	532886	SELMCL	07-Aug-18
538567	GULFOILLUB	07-Aug-18	526739	SHAWGELTIN	07-Aug-18
508486	HAWKINCOOK	07-Aug-18	532323	SHIVACEM	07-Aug-18
532334	HBESD	07-Aug-18	539334	SHREEPUSHK	07-Aug-18
532333	HBPOR	07-Aug-18	530907	SICAPIT	07-Aug-18
502873	HPCOTTON	07-Aug-18	523606	SIKA	07-Aug-18
517044	IDM	07-Aug-18	526479	SKYIND	07-Aug-18
512025	INERTIAST	07-Aug-18	521161	SLSTLQ	07-Aug-18
539083	INOXWIND	07-Aug-18	532784	SOBHA	07-Aug-18
505100	INRADIA	07-Aug-18	531548	SOMANYCERA	07-Aug-18
519606	INTEGFD	07-Aug-18	590030	SPIC	07-Aug-18
536868	INTELSOFT	07-Aug-18	531359	SRAMSET	07-Aug-18
533033	ISGEC	07-Aug-18	503806	SRF	07-Aug-18
517063	JETKINGQ	07-Aug-18	518053	SRICC	07-Aug-18
507981	JINDHOT	07-Aug-18	513517	STEELCAS	07-Aug-18

Results Calander Q1FY19

BSE Code	Company Name	Date	BSE Code	Company Name	Date
513151	STINDIA	07-Aug-18	526821	DAICHI	08-Aug-18
531173	SYSCHEM	07-Aug-18	539979	DIGJAMLT	08-Aug-18
500413	THOMASCOOK	07-Aug-18	500125	EIDPARRY	08-Aug-18
524717	TITANBIO	07-Aug-18	533218	EMAMIINFRA	08-Aug-18
530045	TITANSEC	07-Aug-18	526468	EUROLED	08-Aug-18
506687	TRANSPEK	07-Aug-18	524790	EVERESTO	08-Aug-18
521064	TRIDENT	07-Aug-18	533400	FCONSUMER	08-Aug-18
502281	TRIVENIGQ	07-Aug-18	502865	FORBESCO	08-Aug-18
532371	TTML	07-Aug-18	505714	GABRIEL	08-Aug-18
532343	TVSMOTOR	07-Aug-18	505711	GAJRA	08-Aug-18
531091	UNITDCR	07-Aug-18	500153	GANESHBE	08-Aug-18
505232	VELJAN	07-Aug-18	532764	GEECEE	08-Aug-18
522122	VOITHPAPR	07-Aug-18	532630	GOKEX	08-Aug-18
524758	WINTAC	07-Aug-18	500168	GOODYEAR	08-Aug-18
538268	WONDERLA	07-Aug-18	526797	GREENPLY	08-Aug-18
540980	YSL	07-Aug-18	539522	GROVY	08-Aug-18
512367	ZSHERAPR	07-Aug-18	523768	GUJBOROS	08-Aug-18
512291	ZSPEEDCO	07-Aug-18	513507	GUJCONT	08-Aug-18
533022	20MICRONS	08-Aug-18	506879	GUJTHEM	08-Aug-18
532404	7TEC	08-Aug-18	500185	HCC	08-Aug-18
512161	8KMILES	08-Aug-18	524735	HIKAL	08-Aug-18
540691	ABCAPITAL	08-Aug-18	532041	HINDBIO	08-Aug-18
532057	ABHICAP	08-Aug-18	509895	HINDMILL	08-Aug-18
524598	AKSCHEM	08-Aug-18	500500	HINDMOTORS	08-Aug-18
539277	ALSTONE	08-Aug-18	500104	HINDPETRO	08-Aug-18
538833	ANUBHAV	08-Aug-18	526217	HITECHCORP	08-Aug-18
518091	APCL	08-Aug-18	511194	ICDSLTD	08-Aug-18
533758	APLAPOLLO	08-Aug-18	517380	IGARASHI	08-Aug-18
531761	APOLLOPIPES	08-Aug-18	532814	INDIANB	08-Aug-18
537069	ARNOLD	08-Aug-18	504741	INDIANHUME	08-Aug-18
532853	ASAHISONG	08-Aug-18	517526	INDITALIA	08-Aug-18
509009	AUSOMENT	08-Aug-18	533329	INDTERRAIN	08-Aug-18
513642	AXELPOLY	08-Aug-18	506222	INEOSSTYRO	08-Aug-18
500038	BALRAMCHIN	08-Aug-18	505737	INTLCOMBQ	08-Aug-18
501425	BBTC	08-Aug-18	524622	ISTRNETWK	08-Aug-18
500048	BEML	08-Aug-18	507580	IVP	08-Aug-18
540073	BLS	08-Aug-18	520051	JAMNAAUTO	08-Aug-18
500067	BLUESTARCO	08-Aug-18	524592	JDORGOCHEM	08-Aug-18
509470	BOMOXY-B1	08-Aug-18	506522	JLMORI	08-Aug-18
500547	BPCL	08-Aug-18	534600	JTLINFRA	08-Aug-18
530249	BRIDGESE	08-Aug-18	506525	KANORICHEM	08-Aug-18
533108	BTTL	08-Aug-18	521238	KDL	08-Aug-18
524440	CAMEXLTD	08-Aug-18	533193	KECL	08-Aug-18
509486	CAPRIHANS	08-Aug-18	505283	KIRLPNU	08-Aug-18
532695	CELEBRITY	08-Aug-18	526409	KKALPANAIND	08-Aug-18
517544	CENTUM	08-Aug-18	523207	KOKUYOCMLN	08-Aug-18
540310	CFL	08-Aug-18	524280	KOPRAN	08-Aug-18
539230	CHEMIESYNT	08-Aug-18	531328	KRETTOSYS	08-Aug-18
532992	CHLLTD	08-Aug-18	504258	LAKSELEC	08-Aug-18
526373	CINDHO	08-Aug-18	532998	LEHIL	08-Aug-18
531283	CINDRELL	08-Aug-18	532740	LOKESHMACH	08-Aug-18
500087	CIPLA	08-Aug-18	500257	LUPIN	08-Aug-18
514366	CITIZYN	08-Aug-18	500268	MANALIPETC	08-Aug-18
520131	COARO	08-Aug-18	513269	MANINDS	08-Aug-18
522231	CONART	08-Aug-18	531176	MEFCOMCAP	08-Aug-18
538868	CSL	08-Aug-18	532865	MEGH	08-Aug-18
532210	CUB	08-Aug-18	523343	MICROSE	08-Aug-18

Results Calander Q1FY19

BSE Code	Company Name	Date	BSE Code	Company Name	Date
538962	MINDACORP	08-Aug-18	531945	SUNITEE	08-Aug-18
532539	MINDAIND	08-Aug-18	532154	SUNSHINE	08-Aug-18
540254	MTPL	08-Aug-18	531752	SUNTECHNO	08-Aug-18
524816	NATCOPHARM	08-Aug-18	530677	SUPREME	08-Aug-18
532234	NATIONALUM	08-Aug-18	532051	SWELECTES	08-Aug-18
532529	NDTV	08-Aug-18	512359	SWORDEDGE	08-Aug-18
505355	NESCO	08-Aug-18	511447	SYLPH	08-Aug-18
532416	NEXTMEDIA	08-Aug-18	519091	TASTYBIT	08-Aug-18
540204	NIDL	08-Aug-18	504961	TATAYODOGA	08-Aug-18
526371	NMDC	08-Aug-18	533553	TDPOWERSYS	08-Aug-18
539200	NOBPOL	08-Aug-18	530199	THEMISMED	08-Aug-18
540386	ONTIC	08-Aug-18	500411	THERMAX	08-Aug-18
509099	OSWALEA	08-Aug-18	500251	TRENT	08-Aug-18
508941	PANCARBON	08-Aug-18	514142	TTL	08-Aug-18
540467	PARMSILK	08-Aug-18	513629	TULSYAN	08-Aug-18
503100	PHOENIXLTD	08-Aug-18	504358	TURBO	08-Aug-18
532355	PICTUREHS	08-Aug-18	511096	TVOLCON	08-Aug-18
540173	PNBHOUSING	08-Aug-18	539141	UFO	08-Aug-18
524570	PODARPIGQ	08-Aug-18	538706	ULTRACAB	08-Aug-18
523628	PODDAR	08-Aug-18	512595	UNIMOVR	08-Aug-18
540293	PRICOLLTD	08-Aug-18	523519	UNIOFFICE	08-Aug-18
521149	PRIMEURB	08-Aug-18	532116	XOINFO	08-Aug-18
533295	PSB	08-Aug-18	522108	YUKEN	08-Aug-18
517556	PVP	08-Aug-18	509046	ZLEENCON	08-Aug-18
511116	QUADRANT	08-Aug-18	504356	ZMULTIPU	08-Aug-18
539678	QUICKHEAL	08-Aug-18	523395	3MINDIA	09-Aug-18
531887	RAHME	08-Aug-18	526881	63MOONS	09-Aug-18
520111	RATNAMANI	08-Aug-18	538935	ABHIFIN	09-Aug-18
524230	RCF	08-Aug-18	539560	ABHIJIT	09-Aug-18
532670	RENUKA	08-Aug-18	517041	ADORWELD	09-Aug-18
533294	RKDL	08-Aug-18	523269	ADVANIHOTR	09-Aug-18
531324	ROSELABS	08-Aug-18	500003	AEGLISLOG	09-Aug-18
533168	ROSSELLIND	08-Aug-18	533221	AHLWEST	09-Aug-18
509020	RUCHINFRA	08-Aug-18	522273	AHMDSTE	09-Aug-18
539346	SADBHIN	08-Aug-18	532683	AIAENG	09-Aug-18
531448	SAFALSEC	08-Aug-18	514394	AJIL	09-Aug-18
511066	SAKTHIFIN	08-Aug-18	532351	AKSHOPTFBR	09-Aug-18
532972	SANKHYAIN	08-Aug-18	526707	ALCHEM	09-Aug-18
511577	SAVFI	08-Aug-18	530973	ALFAICA	09-Aug-18
540497	SCHAND	08-Aug-18	532633	ALLSEC	09-Aug-18
530075	SELAN	08-Aug-18	532828	AMDIND	09-Aug-18
523449	SHARP	08-Aug-18	590006	AMRUTANJAN	09-Aug-18
532945	SHRIRAMEPC	08-Aug-18	507828	ANSALHSG	09-Aug-18
541358	SHWL	08-Aug-18	532259	APARINDS	09-Aug-18
500550	SIEMENS	08-Aug-18	540879	APOLLO	09-Aug-18
536073	SILINFRA	08-Aug-18	532114	AREALTY	09-Aug-18
505504	SINDUVA	08-Aug-18	531179	ARMANFIN	09-Aug-18
532795	SITINET	08-Aug-18	539301	ARVSMART	09-Aug-18
532316	SKUMAR	08-Aug-18	514482	ASAHIIND	09-Aug-18
531307	SRK	08-Aug-18	519174	ASHAI	09-Aug-18
532531	STAR	08-Aug-18	521076	ASIL	09-Aug-18
500399	STEELCO	08-Aug-18	524804	AUROPHARMA	09-Aug-18
526951	STYLAMIND	08-Aug-18	532395	AXISCADES	09-Aug-18
530883	SUCROSA	08-Aug-18	523850	AXTEL	09-Aug-18
521113	SUDTIND-B	08-Aug-18	532380	BABA	09-Aug-18
524542	SUKHJITS	08-Aug-18	500031	BAJAJELEC	09-Aug-18
520056	SUNCLAYLTD	08-Aug-18	500032	BAJAJHIND	09-Aug-18

Results Calander Q1FY19

BSE Code	Company Name	Date	BSE Code	Company Name	Date
500041	BANARISUG	09-Aug-18	532859	HGS	09-Aug-18
523186	BAPACK	09-Aug-18	514043	HIMATSEIDE	09-Aug-18
539662	BFLAFL	09-Aug-18	531979	HINDALUMI	09-Aug-18
504646	BGWTATO	09-Aug-18	509635	HINDCOMPOS	09-Aug-18
500493	BHARATFORG	09-Aug-18	513599	HINDCOPPER	09-Aug-18
500055	BHUSANSTL	09-Aug-18	515145	HINDNATGLS	09-Aug-18
500058	BIHSPONG	09-Aug-18	500191	HMT	09-Aug-18
500060	BIRLACABLE	09-Aug-18	504731	IBRIGST	09-Aug-18
506197	BLISSGVS	09-Aug-18	532835	ICRA	09-Aug-18
523019	BNRSEC	09-Aug-18	540750	IEX	09-Aug-18
540710	CAPACITE	09-Aug-18	531594	INCON	09-Aug-18
539198	CAPFIN	09-Aug-18	530747	INDOASIAF	09-Aug-18
532443	CERA	09-Aug-18	500210	INGERRAND	09-Aug-18
506390	CLNINDIA	09-Aug-18	532851	INSECTICID	09-Aug-18
539436	COFFEEDAY	09-Aug-18	534732	INTELLADV	09-Aug-18
531380	CSURGSU	09-Aug-18	506134	INTELLCAP	09-Aug-18
500480	CUMMINSIND	09-Aug-18	526512	INTLNKP	09-Aug-18
532640	CYBERMEDIA	09-Aug-18	504786	INVPRECQ	09-Aug-18
539770	DARJEELING	09-Aug-18	524494	IPCALAB	09-Aug-18
502137	DECCANCE	09-Aug-18	526859	ISFL	09-Aug-18
500645	DEEPAKFERT	09-Aug-18	509496	ITDCEM	09-Aug-18
533336	DHUNINV	09-Aug-18	507789	JAGSNPHARM	09-Aug-18
500068	DISAQ	09-Aug-18	506910	JAYSYN	09-Aug-18
520081	ECSTSTL	09-Aug-18	512233	JAYTEX	09-Aug-18
505200	EICHERMOT	09-Aug-18	532617	JETAIRWAYS	09-Aug-18
531278	ELIXIR	09-Aug-18	532286	JINDALSTEL	09-Aug-18
517477	ELNET	09-Aug-18	539225	JIYAECO	09-Aug-18
504008	EMCO	09-Aug-18	532940	JKIL	09-Aug-18
532178	ENGINERSIN	09-Aug-18	504076	JYOTI	09-Aug-18
500246	ENVAIREL	09-Aug-18	530201	KALLAM	09-Aug-18
540596	ERIS	09-Aug-18	532054	KDDL	09-Aug-18
500133	ESABINDIA	09-Aug-18	518011	KEERTHI	09-Aug-18
511716	ESCORTSFIN	09-Aug-18	517569	KEI	09-Aug-18
514118	ESKAY	09-Aug-18	506530	KEMP	09-Aug-18
500650	EXCELINDUS	09-Aug-18	512597	KEYCORPSER	09-Aug-18
530571	EXPLICITFIN	09-Aug-18	507794	KHAICHEM	09-Aug-18
507910	FIBERWEB	09-Aug-18	523652	KKPLASTICK	09-Aug-18
523672	FLEXFO	09-Aug-18	514221	KLIFESTYL	09-Aug-18
540267	FLORACORP	09-Aug-18	532899	KSCL	09-Aug-18
540064	FRETAIL	09-Aug-18	530149	KSLIND	09-Aug-18
538568	FRUTION	09-Aug-18	526596	LIBERTSHOE	09-Aug-18
524624	GAGAN	09-Aug-18	530065	LORDSHOTL	09-Aug-18
514167	GANECOS	09-Aug-18	533012	LPDC	09-Aug-18
500655	GARWARPOLY	09-Aug-18	526179	LUDLOWJUT	09-Aug-18
590025	GINNIFILA	09-Aug-18	505320	LYNMC	09-Aug-18
505255	GMM	09-Aug-18	532906	MAANALU	09-Aug-18
500670	GNFC	09-Aug-18	532728	MALUPAPER	09-Aug-18
540743	GODREJAGRO	09-Aug-18	531213	MANAPPURAM	09-Aug-18
533248	GPPL	09-Aug-18	505324	MANUGRAPH	09-Aug-18
532015	GRAVITY	09-Aug-18	532654	MCLEODRUSS*	09-Aug-18
500160	GTL	09-Aug-18	531417	MEGACOR	09-Aug-18
532775	GTLINFRA	09-Aug-18	532990	METKORE	09-Aug-18
517288	GUJARATPOLY	09-Aug-18	533088	MHRIL	09-Aug-18
532543	GULFPETRO	09-Aug-18	519003	MODINATUR	09-Aug-18
509597	HARDCAS	09-Aug-18	506261	MODISNME	09-Aug-18
524080	HARLETH	09-Aug-18	530167	MONGIPA	09-Aug-18
539787	HCG	09-Aug-18	539199	MOONGIPASEC	09-Aug-18

Results Calander Q1FY19

BSE Code	Company Name	Date	BSE Code	Company Name	Date
523160	MORGANITE	09-Aug-18	531934	SUPREMETEX	09-Aug-18
500290	MRF	09-Aug-18	534733	SUPREMEX	09-Aug-18
512065	MRUTR	09-Aug-18	511185	SURYAKR	09-Aug-18
534312	MTEDUCARE	09-Aug-18	503310	SWANENERGY	09-Aug-18
504882	NATIONSTD	09-Aug-18	533200	TALWALKARS	09-Aug-18
530557	NCLRESE	09-Aug-18	506854	TANFACIND	09-Aug-18
526721	NICCPAR	09-Aug-18	500483	TATACOMM	09-Aug-18
512425	NIRAVCOM	09-Aug-18	532284	TCFCFINQ	09-Aug-18
530367	NRBBEARING	09-Aug-18	514484	THAMBBI	09-Aug-18
530365	ORIENTBELL	09-Aug-18	532375	TIPSINDLTD	09-Aug-18
531395	PADAMCO	09-Aug-18	540210	TMRVL	09-Aug-18
532827	PAGEIND	09-Aug-18	507747	TTKHEALTH	09-Aug-18
526381	PATINTLOG	09-Aug-18	532513	TVSELECT	09-Aug-18
538730	PDSMFL	09-Aug-18	532515	TVTODAY	09-Aug-18
503031	PENINLAND	09-Aug-18	512117	TWIROST	09-Aug-18
513405	PENNARALUM	09-Aug-18	500231	UMANGDAIR	09-Aug-18
532808	PGIL	09-Aug-18	533171	UNITEDBNK	09-Aug-18
523648	PLASTIBLEN	09-Aug-18	512511	VARUNME	09-Aug-18
540173	PNBHOUSING	09-Aug-18	540180	VBL	09-Aug-18
531870	POPULARES	09-Aug-18	523261	VENKYS	09-Aug-18
526247	PREMEXPLQ	09-Aug-18	519373	VIMALOIL	09-Aug-18
524580	PRIYALT	09-Aug-18	517015	VINDHYATEL	09-Aug-18
526801	PSL	09-Aug-18	530521	VIRAT	09-Aug-18
540544	PSPPROJECT	09-Aug-18	512064	VISTR	09-Aug-18
530281	QUANTDIA	09-Aug-18	522267	VJLAXMIE	09-Aug-18
538452	QUASAR	09-Aug-18	519331	VSFPROJ	09-Aug-18
532503	RAJPALAYAM	09-Aug-18	533269	WABAG	09-Aug-18
515127	RAMASIGNS	09-Aug-18	524212	WANBURY	09-Aug-18
523289	RAMAVISION	09-Aug-18	526431	WELTI	09-Aug-18
509845	RJSHAH	09-Aug-18	500238	WHIRLPOOL	09-Aug-18
526407	RPIL	09-Aug-18	513713	WHITEORG	09-Aug-18
530449	RUNGTAIR	09-Aug-18	512431	WHITHAL	09-Aug-18
514234	SANGAMIND	09-Aug-18	532616	XCHANGING	09-Aug-18
531893	SAWABUSI	09-Aug-18	590013	XPROINDIA	09-Aug-18
532102	SBECSUG	09-Aug-18	533287	ZEELEARN	09-Aug-18
506906	SCBL	09-Aug-18	504067	ZENSARTECH	09-Aug-18
524727	SDL	09-Aug-18	504988	ZWELCAST	09-Aug-18
512529	SEQUENT	09-Aug-18	540691	ABCAPITAL	10-Aug-18
513097	SHBCLQ	09-Aug-18	530093	ACEEDU	10-Aug-18
524336	SHHARICH	09-Aug-18	538570	ACHAL	10-Aug-18
539683	SHIVKAMAL	09-Aug-18	513149	ACROW	10-Aug-18
539450	SHK	09-Aug-18	511706	ACTIONFI	10-Aug-18
503837	SHRAJSYNQ	09-Aug-18	523411	ADCINDIA	10-Aug-18
511411	SHRISTI	09-Aug-18	539773	ADVIKCA	10-Aug-18
533014	SICAGEN	09-Aug-18	539620	AINFRA	10-Aug-18
532217	SIELFNS	09-Aug-18	524075	ALBERTDA	10-Aug-18
539584	SIPTL	09-Aug-18	531409	ALCHCORP	10-Aug-18
538562	SKIPPER	09-Aug-18	530889	ALKA	10-Aug-18
505192	SMLISUZU	09-Aug-18	539523	ALKEM	10-Aug-18
517166	SPELS	09-Aug-18	532749	ALLCARGO	10-Aug-18
530931	STANPACK	09-Aug-18	531400	ALMONDZ	10-Aug-18
504959	STOVACQ	09-Aug-18	538423	ALPSMOTOR	10-Aug-18
517168	SUBROS	09-Aug-18	538465	AMARSEC	10-Aug-18
506655	SUDARSHEM	09-Aug-18	530133	AMCOIND	10-Aug-18
533166	SUNDARAM	09-Aug-18	532418	ANDHRABANK	10-Aug-18
590072	SUNDRMBRAK	09-Aug-18	518091	APCL	10-Aug-18
500403	SUNDRMFAST	09-Aug-18	508869	APOLLOHOSP	10-Aug-18

Results Calander Q1FY19

BSE Code	Company Name	Date	BSE Code	Company Name	Date
506979	APTPACK	10-Aug-18	541403	DOLLAR	10-Aug-18
539469	APUNKA	10-Aug-18	523736	DPL	10-Aug-18
532994	ARCHIDPLY	10-Aug-18	539267	DRHABEEB	10-Aug-18
532212	ARCHIES	10-Aug-18	505242	DYNAMATECH	10-Aug-18
539151	ARFIN	10-Aug-18	524818	DYNAMIND	10-Aug-18
533068	ARROWTEX	10-Aug-18	526703	ECOPLAST	10-Aug-18
533163	ARSSINFRA	10-Aug-18	535694	EDSL	10-Aug-18
507526	ASALCBR	10-Aug-18	522074	ELGIEQUIP	10-Aug-18
512247	ASHCAP	10-Aug-18	533208	EMAMIPAP	10-Aug-18
526187	ASHRAM	10-Aug-18	524768	EMMESSA	10-Aug-18
524434	ASINPET	10-Aug-18	532038	EMMSONS	10-Aug-18
506194	ASL	10-Aug-18	540153	ENDURANCE	10-Aug-18
511427	ATNINTER	10-Aug-18	532700	ENIL	10-Aug-18
532797	AUTOIND	10-Aug-18	533149	ESSARSEC	10-Aug-18
505506	AXONVL	10-Aug-18	514358	EVERLON	10-Aug-18
532382	BALAJITELE	10-Aug-18	514060	EVERTEX	10-Aug-18
524824	BALPHARMA	10-Aug-18	530117	FAIRCHEM	10-Aug-18
524687	BASANTGL	10-Aug-18	526689	FENOPLAS	10-Aug-18
503960	BBL	10-Aug-18	539552	FMEC	10-Aug-18
524828	BDH	10-Aug-18	539032	FRASER	10-Aug-18
532430	BFUTILITIE	10-Aug-18	533213	FRONTSEC	10-Aug-18
509449	BHAGWOX	10-Aug-18	532155	GAIL	10-Aug-18
533006	BIRLACOT	10-Aug-18	540935	GALAXYSURF	10-Aug-18
526225	BLOOM	10-Aug-18	532959	GAMMNINFRA	10-Aug-18
531936	BLUECHIP	10-Aug-18	530161	GARODCH	10-Aug-18
508136	BNALTD	10-Aug-18	500620	GESHIP	10-Aug-18
500530	BOSCHLTD	10-Aug-18	517300	GIPCL	10-Aug-18
532113	BRIJLEAS	10-Aug-18	532296	GLENMARK	10-Aug-18
532123	BSELINFRA	10-Aug-18	532773	GLOBALVECT	10-Aug-18
514045	BSL	10-Aug-18	533104	GLOBUSSPR	10-Aug-18
531682	CATECH	10-Aug-18	532181	GMDCLTD	10-Aug-18
532902	CCCL	10-Aug-18	506480	GOCLCORP	10-Aug-18
500093	CGPOWER	10-Aug-18	531928	GOLCA	10-Aug-18
539600	CHAMAK	10-Aug-18	530579	GOLDENGOEN	10-Aug-18
526817	CHEVIOT	10-Aug-18	523676	GOLKUNDIA	10-Aug-18
512301	CHMBBRW	10-Aug-18	530709	GOWRALE	10-Aug-18
530191	CHROMATIC	10-Aug-18	540602	GTPL	10-Aug-18
505230	CIMMCO	10-Aug-18	539479	GTV	10-Aug-18
506373	CITURGIA	10-Aug-18	524314	GUJTERC	10-Aug-18
532456	COMPUAGE	10-Aug-18	539206	GVBL	10-Aug-18
540597	CONTAINER	10-Aug-18	515147	HALDYNGL	10-Aug-18
508814	COSMOFILMS	10-Aug-18	500467	HARRMALAYA	10-Aug-18
511710	CUBIFIN	10-Aug-18	517271	HBLPOWER	10-Aug-18
502820	DCM	10-Aug-18	503689	HEALINV	10-Aug-18
532760	DEEPIND	10-Aug-18	539174	HELPAGE	10-Aug-18
504286	DELTAMAGNT	10-Aug-18	505720	HERCULES	10-Aug-18
521151	DHANFAB	10-Aug-18	524669	HESTERBIO	10-Aug-18
507717	DHANUKA	10-Aug-18	532847	HILTON	10-Aug-18
540268	DHANVARSHA	10-Aug-18	500440	HINDALCO	10-Aug-18
506405	DHARAMSI	10-Aug-18	505893	HINDHARD	10-Aug-18
511451	DHARFIN	10-Aug-18	524013	HINFLUR	10-Aug-18
501945	DHENUBUILD	10-Aug-18	500449	HOCL	10-Aug-18
539405	DITCO	10-Aug-18	526683	HOTELRUGBY	10-Aug-18
538432	DIVINUS	10-Aug-18	532145	HOTLSILV	10-Aug-18
532868	DLF	10-Aug-18	532514	IGL	10-Aug-18
533146	DLINKINDIA	10-Aug-18	505539	IMCFINA	10-Aug-18
504240	DLTNCBL	10-Aug-18	500850	INDHOTEL	10-Aug-18

Results Calander Q1FY19

BSE Code	Company Name	Date	BSE Code	Company Name	Date
500202	INDLEASE	10-Aug-18	501343	MOTOGENFIN	10-Aug-18
524648	INDOAMIN	10-Aug-18	531039	MSECURI	10-Aug-18
533257	INDOSOLAR	10-Aug-18	531919	MUDITFN	10-Aug-18
541336	INDOSTAR	10-Aug-18	530341	MUKESHB	10-Aug-18
536709	INDRENEW	10-Aug-18	532357	MUKTAARTS	10-Aug-18
503639	INDSOYA	10-Aug-18	526169	MULTIBASE	10-Aug-18
530787	INLANPR	10-Aug-18	515037	MURUDCERA	10-Aug-18
535958	INTEGRA	10-Aug-18	502405	MYSPEPE	10-Aug-18
509709	INTLCONV	10-Aug-18	531289	NATFIT	10-Aug-18
511609	ISLCONSUL	10-Aug-18	523242	NBFOOT	10-Aug-18
532479	ISMTLTD	10-Aug-18	500294	NCC	10-Aug-18
523467	JAIMATAG	10-Aug-18	502168	NCLIND	10-Aug-18
500306	JAYKAY	10-Aug-18	511658	NETTLINX	10-Aug-18
506943	JBCHEPHARM	10-Aug-18	524558	NEULANDLAB	10-Aug-18
511618	JKIND	10-Aug-18	524774	NGLFINE	10-Aug-18
500227	JINDALPOLY	10-Aug-18	533098	NHPC	10-Aug-18
530049	JJEXPO	10-Aug-18	511714	NIMBSPROJ	10-Aug-18
538539	JTAPARIA	10-Aug-18	504058	NIPPOBATRY	10-Aug-18
520057	JTEKTINDIA	10-Aug-18	532722	NITCO	10-Aug-18
534623	JUPITERIN	10-Aug-18	533202	NITESHEST	10-Aug-18
524109	KABRAEXTRU	10-Aug-18	531304	NUTECGLOB	10-Aug-18
531960	KASHYAP	10-Aug-18	538019	OBIL	10-Aug-18
507946	KIDUJA	10-Aug-18	539598	ORACLECR	10-Aug-18
524019	KINGFA	10-Aug-18	531157	ORGOAT	10-Aug-18
530215	KINGSINFR	10-Aug-18	531859	ORVENPR	10-Aug-18
532967	KIRIINDUS	10-Aug-18	509782	OSEASPR	10-Aug-18
533293	KIRLOSENG	10-Aug-18	540198	OSIAJEE	10-Aug-18
530145	KISAN	10-Aug-18	531065	OSWALOR	10-Aug-18
532942	KNRCON	10-Aug-18	514414	OXFORDIN	10-Aug-18
532937	KUANTUM	10-Aug-18	540648	PALASHSEC	10-Aug-18
523594	KUNSTOFF	10-Aug-18	524820	PANAMAPET	10-Aug-18
511048	KUSUMEL	10-Aug-18	534809	PCJEWELLER	10-Aug-18
530421	KUWERIN	10-Aug-18	539333	PENPEBS	10-Aug-18
531842	LAHOTIOV	10-Aug-18	500329	PENTAGRAPH	10-Aug-18
539524	LALPATHLAB	10-Aug-18	500327	PILITA	10-Aug-18
517463	LINAKS	10-Aug-18	500333	PIXTRANS	10-Aug-18
531241	LINCPENQ	10-Aug-18	532486	POKARNA	10-Aug-18
524748	LINKPH	10-Aug-18	514486	POLTC	10-Aug-18
539542	LUXIND	10-Aug-18	506605	POLYCHEM	10-Aug-18
515093	MADHAV	10-Aug-18	512481	POLYTEX	10-Aug-18
515059	MADHUDIN	10-Aug-18	540717	PQIF	10-Aug-18
511000	MADHUSE	10-Aug-18	539351	PRABHAT	10-Aug-18
505523	MAHACORP	10-Aug-18	533178	PRADIP	10-Aug-18
500267	MAJESAUT	10-Aug-18	511660	PREMCAPM	10-Aug-18
514418	MANORG	10-Aug-18	500540	PREMIER	10-Aug-18
540704	MATRIMONY	10-Aug-18	530669	PRESOFI	10-Aug-18
523371	MAWANASUG	10-Aug-18	531688	PRITHVIEXCH	10-Aug-18
539981	MAXINDIA	10-Aug-18	532891	PURVA	10-Aug-18
539940	MAXVIL	10-Aug-18	539962	QFSL	10-Aug-18
512505	MEENST	10-Aug-18	538596	QUANTBUILD	10-Aug-18
532307	MELSTAR	10-Aug-18	524502	RAAJMEDI	10-Aug-18
538942	MERCANTILE	10-Aug-18	539814	RADHEY	10-Aug-18
526622	MFLINDIA	10-Aug-18	514316	RAGHUSYN	10-Aug-18
514450	MHLXMIRU	10-Aug-18	530291	RAJAGRO	10-Aug-18
541195	MIDHANI	10-Aug-18	507962	RAJATH	10-Aug-18
539303	MINDAFIN	10-Aug-18	502587	RAMAPULP	10-Aug-18
503015	MODERN	10-Aug-18	530925	RAMSONS	10-Aug-18

Results Calander Q1FY19

BSE Code	Company Name	Date	BSE Code	Company Name	Date
531825	RCCEMEN	10-Aug-18	512257	SVARTCORP	10-Aug-18
531888	REXNORD	10-Aug-18	539406	SWAGTAM	10-Aug-18
539435	RFSL	10-Aug-18	539353	SWARAJAUTO	10-Aug-18
539922	RGIL	10-Aug-18	510245	SWASTIVI	10-Aug-18
532923	RJL	10-Aug-18	532890	TAKE	10-Aug-18
531447	ROCKONENT	10-Aug-18	538987	TALBROSENG	10-Aug-18
539561	ROXY	10-Aug-18	541545	TALWGYM	10-Aug-18
512047	ROYALIND	10-Aug-18	521228	TATIAGLOB	10-Aug-18
534597	RTNINFRA	10-Aug-18	501242	TCIFINANCE	10-Aug-18
533122	RTNPOWER	10-Aug-18	509917	TECHCON	10-Aug-18
531099	RUBRAME	10-Aug-18	533281	TECHNO	10-Aug-18
519413	RUIAAQA	10-Aug-18	530023	THEINVEST	10-Aug-18
511254	SAGARSYST	10-Aug-18	536264	TIGERLOGS	10-Aug-18
539895	SAGL	10-Aug-18	532804	TIIL	10-Aug-18
539660	SAHYOGMULT	10-Aug-18	522113	TIMKEN	10-Aug-18
590051	SAKSOFT	10-Aug-18	500777	TNPETRO	10-Aug-18
500370	SALORAINTL	10-Aug-18	531426	TNPL	10-Aug-18
526725	SANDESH	10-Aug-18	517562	TRIGYN	10-Aug-18
533411	SANGHVIFOR	10-Aug-18	519303	TROMBOEXT	10-Aug-18
531323	SANTASPN	10-Aug-18	532513	TVSELECT	10-Aug-18
540822	SANTOSHIND	10-Aug-18	532966	TWL	10-Aug-18
540728	SAYAJIIND	10-Aug-18	532384	TYCHE	10-Aug-18
500112	SBIN	10-Aug-18	532478	UBL	10-Aug-18
539574	SCL	10-Aug-18	532505	UCOBANK	10-Aug-18
538875	SELLWIN	10-Aug-18	500148	UFLEX	10-Aug-18
540570	SFIVL	10-Aug-18	530363	UGARSUGAR	10-Aug-18
540203	SFL	10-Aug-18	532398	UMESLTD	10-Aug-18
509874	SHALPAINTS	10-Aug-18	503671	UNIJOIL	10-Aug-18
512499	SHALPRO	10-Aug-18	532477	UNIONBANK	10-Aug-18
532083	SHKALYN	10-Aug-18	504212	UNIVCABLES	10-Aug-18
532310	SHREERAMA	10-Aug-18	531676	VAGHANI	10-Aug-18
538975	SHREESEC	10-Aug-18	511431	VAKRANGEE	10-Aug-18
516016	SHREYANIND	10-Aug-18	538918	VANICOM	10-Aug-18
538897	SHRINIWAS	10-Aug-18	503349	VICTMILL	10-Aug-18
532945	SHRIRAMEPC	10-Aug-18	531717	VIDHIING	10-Aug-18
530017	SIL	10-Aug-18	509038	VOLLF	10-Aug-18
521194	SILINV	10-Aug-18	500575	VOLTAS	10-Aug-18
530977	SKCIL	10-Aug-18	506142	VYAPAR	10-Aug-18
536592	SKFL	10-Aug-18	524212	WANBURY	10-Aug-18
508905	SMIFS	10-Aug-18	519224	WILLAMAGOR	10-Aug-18
540253	SNTCL	10-Aug-18	519214	WILLIMFI	10-Aug-18
521034	SOMATEX	10-Aug-18	526586	WIMPLAST	10-Aug-18
526901	SONALAD	10-Aug-18	514470	WINSOMTX	10-Aug-18
514454	SOUTLAT	10-Aug-18	500444	WSTCSTPAPR	10-Aug-18
534425	SPECIALITY	10-Aug-18	505583	WWTECHHOL	10-Aug-18
530177	SPSINT	10-Aug-18	514378	YARNSYN	10-Aug-18
515081	SRIVAJRA	10-Aug-18	509910	ZSOUTGAS	10-Aug-18
521178	SRMCL	10-Aug-18	501386	ZSWASTSA	10-Aug-18
539255	STARDELTA	10-Aug-18	514274	AARVEEDEN	11-Aug-18
512531	STCINDIA	10-Aug-18	520123	ABCINDQ	11-Aug-18
504180	STDBAT	10-Aug-18	541450	ADANIGREEN	11-Aug-18
508963	STRLGUA	10-Aug-18	540025	ADVENZYMES	11-Aug-18
539117	SUJALA	10-Aug-18	539300	AKSPINTEX	11-Aug-18
532733	SUNTV	10-Aug-18	539115	ALAN SCOTT	11-Aug-18
519604	SURFI	10-Aug-18	500008	AMARAJABAT	11-Aug-18
500336	SURYAROSNI	10-Aug-18	531978	AMBIKCO	11-Aug-18
537259	SUYOG	10-Aug-18	532141	ANDHRACEMT	11-Aug-18

Results Calander Q1FY19

BSE Code	Company Name	Date	BSE Code	Company Name	Date
506260	ANUHPHR	11-Aug-18	524164	IOLCP	11-Aug-18
511605	ARIHCAPM	11-Aug-18	521242	KANDAGIRI	11-Aug-18
531017	ARISE	11-Aug-18	512036	KAPILCO	11-Aug-18
514286	ASHIMASYN	11-Aug-18	508993	KEDIACN	11-Aug-18
530429	ASHISHPO	11-Aug-18	539599	KEL	11-Aug-18
527007	ATCOM	11-Aug-18	532686	KERNEX	11-Aug-18
507944	BAJAJST	11-Aug-18	507948	KEYCORP	11-Aug-18
513142	BALASORE	11-Aug-18	531892	KHANDSE	11-Aug-18
502355	BALKRISIND	11-Aug-18	523218	KILBURN	11-Aug-18
532230	BENGALT	11-Aug-18	531274	KINETRU	11-Aug-18
539120	BFFL	11-Aug-18	500243	KIRLOSIND	11-Aug-18
531495	BLUECOAST	11-Aug-18	530139	KREONFIN	11-Aug-18
539434	BRIPORT	11-Aug-18	504392	KRISHNA	11-Aug-18
533276	BSLIMITED	11-Aug-18	514036	LOYALTEX	11-Aug-18
517236	CALCOM	11-Aug-18	532368	LYCOS	11-Aug-18
533260	CAREERP	11-Aug-18	523384	MAHAPEXLTD	11-Aug-18
531158	CATVISION	11-Aug-18	516007	MANGTIMBER	11-Aug-18
522251	CENLUB	11-Aug-18	534338	MAXHEIGHTS	11-Aug-18
530871	CHEMBOND	11-Aug-18	513303	MDRNSTL	11-Aug-18
530829	CILSEC	11-Aug-18	539767	MNIL	11-Aug-18
531775	CISTRO	11-Aug-18	519287	MODAIRY	11-Aug-18
507515	CJGEL	11-Aug-18	500109	MRPL	11-Aug-18
533278	COALINDIA	11-Aug-18	505594	MULTIIN	11-Aug-18
532179	CORPBANK	11-Aug-18	534309	NBCC	11-Aug-18
532392	CREATIVEYE	11-Aug-18	530129	NILE	11-Aug-18
531472	CYBELEIND	11-Aug-18	508875	NITINCAST	11-Aug-18
533309	DALMIABHA	11-Aug-18	519494	NKIND	11-Aug-18
523369	DCMSRMIND	11-Aug-18	507813	NOL	11-Aug-18
512485	DHANCOT	11-Aug-18	502165	OCL	11-Aug-18
532219	ENERGYDEV	11-Aug-18	500313	OILCOUNTUB	11-Aug-18
530929	EUROASIA	11-Aug-18	531254	OPTIFIN	11-Aug-18
521014	EUROTEXIND	11-Aug-18	526325	ORIENTLTD	11-Aug-18
532656	FACORALL	11-Aug-18	526905	PADMAIND	11-Aug-18
517264	FINELINE	11-Aug-18	513511	PANCHMAHQ	11-Aug-18
500940	FINOLEXIND	11-Aug-18	517417	PATELSAI	11-Aug-18
524743	FISCHER	11-Aug-18	524136	PCCOSMA	11-Aug-18
530885	FIVECORE	11-Aug-18	526435	PERFEPa	11-Aug-18
503831	FOMEHOT	11-Aug-18	533581	PGEL	11-Aug-18
532726	GALLANTT	11-Aug-18	532933	PORWAL	11-Aug-18
531813	GANGAPA	11-Aug-18	539302	POWERMECH	11-Aug-18
538788	GILADAFINS	11-Aug-18	517258	PRECISIO	11-Aug-18
526025	GLOBUSCON	11-Aug-18	512105	PROAIMENT	11-Aug-18
500163	GODFRYPHLP	11-Aug-18	519014	PRSN TIN	11-Aug-18
522217	GUJAPOLLO	11-Aug-18	531562	PUSHPIN	11-Aug-18
523836	GUJRAFIA	11-Aug-18	531437	PWASML	11-Aug-18
506024	HARME	11-Aug-18	520073	RACLGEAR	11-Aug-18
532467	HAZOOOR	11-Aug-18	500354	RAJSREESUG	11-Aug-18
508956	HBLEAS	11-Aug-18	500360	RAPICUT	11-Aug-18
532216	HBSTOCK	11-Aug-18	507966	RASRESOR	11-Aug-18
503881	HINDSYNTEX	11-Aug-18	531207	RAYLA	11-Aug-18
590018	HISARMET	11-Aug-18	530919	REMSONSIND	11-Aug-18
531724	HRBFLOr	11-Aug-18	538540	RLFL	11-Aug-18
540774	IFGLEXPOR	11-Aug-18	500366	ROLTA	11-Aug-18
511355	INDCEMCAP	11-Aug-18	533470	RUSHIL	11-Aug-18
530005	INDIACEM	11-Aug-18	532604	SALSTEEL	11-Aug-18
521005	INDOVATION	11-Aug-18	521240	SAMBANDAM	11-Aug-18
530965	IOC	11-Aug-18	504918	SANDUMA	11-Aug-18

Results Calander Q1FY19

BSE Code	Company Name	Date	BSE Code	Company Name	Date
504614	SARDAEN	11-Aug-18	503622	ZSVTRADI	11-Aug-18
532993	SEZAL	11-Aug-18	531390	UPSURGE	11-Aug-18
513436	SHAHALLOYS	11-Aug-18	526987	URJAGLOBA	11-Aug-18
530797	SHGANEL	11-Aug-18	519156	VADILALIND	11-Aug-18
517411	SHYAMTEL	11-Aug-18	519152	VADILENT	11-Aug-18
539410	SIENERGY	11-Aug-18	526755	VELHO	11-Aug-18
512131	SIGNETIND	11-Aug-18	538732	VGCL	11-Aug-18
513472	SIMPLEXCAS	11-Aug-18	531234	VICTORYPP	11-Aug-18
504398	SJCORP	11-Aug-18	517393	VINTRON	11-Aug-18
538923	SOFCOM	11-Aug-18	512517	VINVANI	11-Aug-18
539217	SRESTHA	11-Aug-18	590038	VISUINTL	11-Aug-18
530759	STERTOOLS	11-Aug-18	539118	VRLLLOG	11-Aug-18
526500	STRGRENWO	11-Aug-18	534392	VSSL	11-Aug-18
508969	SULABEN	11-Aug-18	531266	VSTTILLERS	11-Aug-18
530419	SUMEDHA	11-Aug-18	507817	WIREFABR	11-Aug-18
531433	SUNGOLD	11-Aug-18	516030	YASHPPR	11-Aug-18
539835	SUPERIOR	11-Aug-18	531043	ZDHJERK	11-Aug-18
540168	SUPRAP	11-Aug-18	519064	ZKHANDEN	11-Aug-18
523842	SUPTANERY	11-Aug-18	506178	ZKHATAUE	11-Aug-18
533101	SURYAAMBA	11-Aug-18	512245	ZNIVITRD	11-Aug-18
521200	SURYALAXMI	11-Aug-18	506042	ZPRBHSTE	11-Aug-18
512449	SVCRES	11-Aug-18	503624	ZSVARAJT	11-Aug-18
505685	TAPARIA	11-Aug-18	500418	TOKYOPLAST	11-Aug-18
532869	TARMAT	11-Aug-18	533540	TREEHOUSE	11-Aug-18
532845	TGBHOTELS	11-Aug-18	536565	TRIMURTHI	11-Aug-18
539871	THYROCCARE	11-Aug-18	514236	TRUPTWI	11-Aug-18
503663	TILAK	11-Aug-18	524514	TULASEEBIOE	11-Aug-18
531644	TOKYOFIN	11-Aug-18	509243	TVSSRICHAK	11-Aug-18
524408	UNIVSTAR	11-Aug-18	522014	UNIDT	11-Aug-18

Economic Calendar

Country	Monday 6th August 18	Tuesday 7th August 18	Wednesday 8th August 18	Thursday 9th August 18	Friday 10th August 18
US		JOLTs Job Openings (Jun),API Weekly Crude Oil Stock,Halifax House Price Index (MoM).	Crude Oil Inventories,10-Year Note Auction,10-Year Note Auction.	Initial Jobless Claims,PPI (MoM) (Jul).	Core CPI (YoY) (Jul),U.S. Baker Hughes Oil Rig Count,Federal Budget Balance (Jul).
UK/EURO ZONE	BRC Retail Sales Monitor (YoY) (Jul)		RICS House Price Balance (Jul)	ECB Economic Bulletin,	Business Investment (QoQ) (Q2)GDP (MoM),Imports (QoQ),Industrial Production (MoM) (Jun),Manufacturing Production (MoM) (Jun),Trade Balance (Jun),
INDIA					

DISCLAIMER

The following Disclosures are being made in compliance with the SEBI Research Analyst Regulations 2014 (herein after referred to as the Regulations). Narnolia Financial Advisors Ltd. (Formerly Microsec Capital Ltd) (MCL) is a SEBI Registered Research Analyst having registration no. INH300002407. MCL, the Research Entity (RE) as defined in the Regulations, is engaged in the business of providing Stock broking services, Depository participant services, Merchant Banking, Portfolio Management & distribution of various financial products. MCL is a subsidiary company of G Raj & Company Consultants Ltd. (GRaj). MCL is registered with the Securities & Exchange Board of India (SEBI) and is a registered Trading Member with National Stock Exchange of India Ltd. (NSE), Bombay Stock Exchange Limited (BSE) and Metropolitan Stock Exchange Of India Ltd. (MSEI) for its stock broking activities & is Depository participant with Central Depository Services Limited (CDSL) & National Securities Depository Limited (NSDL) and is member of Association of Mutual Funds of India (AMFI) for distribution of financial products. MCL is also SEBI registered Category 1 Merchant Banker & Portfolio Manager. Details of associate entities of MCL is available on the website at www.narnolia.com

No penalties have been levied on MCL by any Regulatory/Statutory authority. MCL, its associates, Research Analyst or their relative may have any financial interest in the subject company. MCL and/or its associates and/or Research Analyst may have beneficial ownership of 1% or more securities in the subject company at the end of the month immediately preceding the date of publication of the Research Report. MCL and its associate company(ies), their directors and Research Analyst and their relatives may; (a) from time to time, have a long or short position in, act as principal in, and buy or sell the securities or derivatives thereof of companies mentioned herein. (b) be engaged in any other transaction involving such securities and earn brokerage or other compensation or act as a market maker in the financial instruments of the company(ies) discussed herein or act as an advisor or lender/borrower to such company(ies) or may have any other potential conflict of interests with respect to any recommendation and other related information and opinions.; however the same shall have no bearing whatsoever on the specific recommendations made by the analyst(s), as the recommendations made by the analyst(s) are completely independent of the views of the associates of MCL even though there might exist an inherent conflict of interest in some of the stocks mentioned in the research report. Research Analyst may have served as director/officer, etc. in the subject company in the last 12 month period. MCL and/or its associates may have received any compensation from the subject company in the past 12 months. In the last 12 months period ending on the last day of the month immediately preceding the date of publication of this research report, MCL or any of its associates may have: a) managed or co-managed public offering of securities from subject company of this research report, b) received compensation for investment banking or merchant banking or brokerage services from subject company of this research report, c) received compensation for products or services other than investment banking or merchant banking or brokerage services from the subject company of this research report. d) Subject Company may have been a client of MCL or its associates during twelve months preceding the date of distribution of the research report. MCL and its associates have not received any compensation or other benefits from the subject company or third party in connection with the research report. MCL and / or its affiliates do and seek to do business including investment banking with companies covered in its research reports. As a result, the recipients of this report should be aware that MCL may have a potential conflict of interest that may affect the objectivity of this report. Compensation of Research Analysts is not based on any specific merchant banking, investment banking or brokerage service transactions.

Terms & Conditions: This report has been prepared by MCL and is meant for sole use by the recipient and not for circulation. The report and information contained herein is strictly confidential and may not be altered in any way, transmitted to, copied or distributed, in part or in whole, to any other person or to the media or reproduced in any form, without prior written consent of MCL. The report is based on the facts, figures and information that are considered true, correct, reliable and accurate. The intent of this report is not recommendatory in nature. The information is obtained from publicly available media or other sources believed to be reliable. Such information has not been independently verified and no guaranty, representation of warranty, express or implied, is made as to its accuracy, completeness or correctness. All such information and opinions are subject to change without notice. The report is prepared solely for informational purpose and does not constitute an offer document or solicitation of offer to buy or sell or subscribe for securities or other financial instruments for the clients. Though disseminated to all the customers simultaneously, not all customers may receive this report at the same time. MCL will not treat recipients as customers by virtue of their receiving this report.

Analyst Certification The views expressed in this research report accurately reflect the personal views of the analyst(s) about the subject securities or issues, and no part of the compensation of the research analyst(s) was, is, or will be directly or indirectly related to the specific recommendations and views expressed by research analyst(s) in this report.

Disclosure of Interest Statement Companies where there is interest

Analyst's ownership of the stocks mentioned NIL

A graph of daily closing prices of securities is available at www.nseindia.com, www.bseindia.com.

Research Analyst's views on Subject Company may vary based on Fundamental research and Technical Research. Proprietary trading desk of MCL or its associates maintains arm's length distance with Research Team as all the activities are segregated from MCL research activity and therefore it can have an independent view with regards to subject company for which Research Team have expressed their views.

This report is not directed or intended for distribution to or use by any person or entity resident in a state, country or any jurisdiction, where such distribution, publication, availability or use would be contrary to law, regulation or which would subject MCL & its group companies to registration or licensing requirements within such jurisdictions.

Disclaimer: The report and information contained herein is strictly confidential and meant solely for the selected recipient and may not be altered in any way, transmitted to, copied or distributed, in part or in whole, to any other person or to the media or reproduced in any form, without prior written consent. This report and information herein is solely for informational purpose and may not be used or considered as an offer document or solicitation of offer to buy or sell or subscribe for securities or other financial instruments. Nothing in this report constitutes investment, legal, accounting and tax advice or a representation that any investment or strategy is suitable or appropriate to your specific circumstances. The securities discussed and opinions expressed in this report may not be suitable for all investors, who must make their own investment decisions, based on their own investment objectives, financial positions and needs of specific recipient. This may not be taken in substitution for the exercise of independent judgment by any recipient. Each recipient of this document should make such investigations as it deems necessary to arrive at an independent evaluation of an investment in the securities of companies referred to in this document (including the merits and risks involved), and should consult its own advisors to determine the merits and risks of such an investment. The investment discussed or views expressed may not be suitable for all investors. Certain transactions -including those involving futures, options, another derivative products as well as non-investment grade securities - involve substantial risk and are not suitable for all investors. No representation or warranty, express or implied, is made as to the accuracy, completeness or fairness of the information and opinions contained in this document. This information is subject to change without any prior notice. The Company reserves the right to make modifications and alternations to this statement as may be required from time to time without any prior approval. MCL, its associates, their directors and the employees may from time to time, effect or have effected an own account transaction in, or deal as principal or agent in or for the securities mentioned in this document. They may perform or seek to perform investment banking or other services for, or solicit investment banking or other business from, any company referred to in this report. Each of these entities functions as a separate, distinct and independent of each other. The recipient should take this into account before interpreting the document. The views expressed are those of the analyst, and the Company may or may not subscribe to all the views expressed therein. This document is being supplied to you solely for your information and may not be reproduced, redistributed or passed on, directly or indirectly, to any other person or published, copied, in whole or in part, for any purpose. This report is not directed or intended for distribution to, or use by, any person or entity who is a citizen or resident of or located in any locality, state, country or other jurisdiction, where such distribution, publication, availability or use would be contrary to law, regulation or which would subject MCL to any registration or licensing requirement within such jurisdiction. The securities described herein may or may not be eligible for sell in all jurisdictions or to certain category of investors. Persons in whose possession this document may come are required to inform themselves of and to observe such restriction. Neither the Firm, not its directors, employees, agents or representatives shall be liable for any damages whether direct or indirect, incidental, special or consequential including lost revenue or lost profits or lost opportunities that may arise from or in connection with the use of the information. The person accessing this information specifically agrees to exempt MCL or any of its affiliates or employees from, any and all responsibility/liability arising from such misuse and agrees not to hold MCL or any of its affiliates or employees responsible for any such misuse and further agrees to hold MCL or any of its affiliates or employees free and harmless from all losses, costs, damages, expenses that may be suffered by the person accessing this information due to any errors and delays.

Correspondence Office Address: Arch Waterfront, 5th Floor, Block GP, Saltlake, Sector 5, Kolkata 700 091; Tel No.: 033-40541700; www.narnolia.com. Registered Office Address: Shivam Chambers, 1st Floor, 53, Syed Amir Ali Avenue, Kolkata 700 091. Compliance Officer: Manish Kr Agarwal, Email Id: mkagarwal@narnolia.com, Contact No.:033-4054 1766.

Registration details Company & Group entities: MCL: SEBI Registration: INZ000166737 (BSE/NSE/MSE); CDSL: IN-DP-424-2007; NSDL: IN-DP-NSDL-245-2005; Research Analyst: INH300002407, Merchant Banking: (Registration No.: INM000010791), PMS: (Registration No.: INP000002304), AMFI: ARN 3087

SEBI Registration: BSE Broker INZ260010731; NSDL DP: IN-DP-NSDL-371-2014 G. Raj & Company Consultants Ltd (G RAJ), MCX/NCDEX Commodities Broker: INZ000051636 Microsec Commerce Limited, PMS: INP000005109Narnolia Velox Advisory Ltd., Investment Adviser: INA300005439 Eastwind Capital Advisors Pvt Ltd. (EASTWIND), IRDA License No.134 (Microsec Insurance Brokers Limited), AMFI: ARN 20558, PFRDA NPS POP: 35012016 Narnolia Securities Ltd. (NSL), RBI Registered NBFC:B.05.02568 Narnolia Capital Advisors Pvt. Ltd.