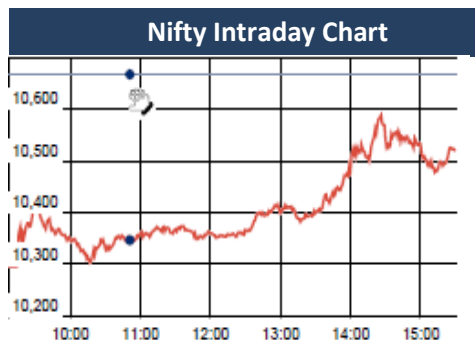


KEY LEVELS

Support 1 : 10880
Support 1 : 10782

Resistance 1 : 11130
Resistance 2 : 11268



Market

Market	Value	% Change
Morning Traded Market		
SGX NIFTY	10,628.50	1.25%
NIKKIE	22,304.35	3.11%
HANG SENG	30,595.42	-5.39%
Yesterday Closing Market		
Sensex	34,195.94	-1.61%
Nifty	10,498.25	-1.58%
DOW	24,912.77	2.33%
NASDAQ	7,115.88	2.08%
CAC	5,161.81	-2.40%
DAX	12,392.66	-2.38%
FTSE	7,141.40	-2.71%
EW ALL SHARE	19,154.13	-1.83%

% Change in 1 day

Commodity Price (Yesterday Closing)

Commodity/Currencies	Value	% Change
GOLD	30187.00	-0.35%
SILVER	38338.00	-0.56%
CRUDEOIL	67.25	-0.04%
NATURALGAS	176.70	-0.23%
DOLLAR/RS.	64.25	0.28%
EURO/RS.	79.71	-0.15%
POUND/RS.	89.68	-0.71%

% Change in 1 day

Institutional Turnover

FII			
Investor	Buy(Cr.)	Sale(Cr.)	Net(Cr.)
06-Feb-18	5874	8200	(2326)
Feb-18	27295	28835	(1540)
2018	161517	153489	8028
DII			
Investor	Buy(Cr.)	Sale(Cr.)	Net(Cr.)
06-Feb-18	5594	3895	1700
Feb-18	20431	18435	1996
2018	113461	111066	2395

Market Outlook

After giving a gap down opening, Nifty traded in the negative territory throughout the day on Monday and closed the day at 10666.55. It had a net loss of 1.58% over the previous trading day's close. The broader market was also in the grip of bears as the midcap and small cap indices under-performed the benchmark index and closed the day after losing 1.6%-2.5%.

On the sectoral front, selling was witnessed across the board. Auto, Banking, FMCG, Pharmaceutical and Information Technology indices lead to a decline. The breadth of the market was very poor and about five shares declined for every share advanced at NSE.

Budget 2018 was expected to be more populist due to this being last full budget before the next general election, but the budget is much more balanced. For economy, the rise of 20% in infra spending and attempt to raise farm income is highly positive. We believe equity market in the calendar year 2018 would be more about earning growths than anything else. On-going Q3 quarter results are unfolding almost in-line with the street expectations. And double-digit growth for Nifty EPS in FY18 is almost secured.

Though there does not yet appear any threat to this on-going rally in terms of market technicals, it's worth to remember that stock market can never be a one-way street. So it would be prudent to continue trading long but with trailing stop loss. If Nifty retests lows made post-budget that would signal a correction has finally set in after the relentless rally of last 14 months.

Quote of the Day : "Although I consider myself to be primarily in the quantitative school, the really sensational ideas I have had over the years have been heavily weighted toward the qualitative side where I have had a 'high-probability insight'. This is what causes the cash register to really sing." **Warren Buffett**

Event Today Macro Data

RBI Credit Policy

Interim Dividend

IIFL : Rs 5/-

NTPC : Rs 2.73/-

RBL : Rs 6.5/- , SIS : Rs 2/-

TCIEXP : Rs 1/- , WENDT : 10/-

(Ex Date : 7. 2.2018)

Result

ALPHAGEO, AUROPHARMA, BEML
BGRENERGY, CIPLA, DALMIABHA
DIXON, EICHERMOT, EIDPARRY
ELECON , ESABINDIA, EXCELINDUS
GATI, GAYAPROJ, GET&D
GODREJAGRO, GOKUL, GREENPLY
HEXAWARE, HBLPOWER, IGL
INDRAMEDCO, INSECTICID , IPCALAB
IRB, JAYSHREETA, KALPATPOWR
POLARIS , SONATSOFTW , SRF
TORNTPOWER, VENKYS, VOLTAS

ZYDUSWELL

Concall

Natco: 9:30 AM, Tata Chem : 10 AM

PNB, Thermax, Blue Star : 11:00 AM

Castrol : 2:00 PM, IFB : 3:00 PM

Greenply, CUB, CARE: 3:30PM

IRB, Eicher, TBZ , Praj : 4:00 PM

Majesco, Hexaware, Gati : 5:00 PM

Zydus Well, FSL : 5:00 PM

SRF , Kaya Limited : 6:00 PM

KEC**"NEUTRAL"****7th Feb 2018**

KEC is heavily investing in railway and civil segment in order to cater the rising demand. Thus, the margin of these two key segments is blow T&D business margin but we expect the margin will catch up as the revenue increase. We estimate that the revenue from railway and Civil segment will be double by the next year coupled with improvement in margin. Management has also guided for the 50 bps improvement in margin level in FY19. We expect revenue will grow by 11% CAGR over FY17-20 with strong operating margin of 9.9%. KEC is in sweet spot to capitalize rising demand across the segment but considering the expensive valuation we are "NEUTRAL" on the stock with target price Rs.361 (3.5x FY20 book value).

BAJAJ-AUTO**"BUY"****6th Feb 2018**

Bajaj Auto posted a decent quarterly result in 3QFY18. Revenue grew by 25.7%YoY to Rs.6369 crores owing to 18% YoY volume growth and 7%YoY realization growth. EBITDA Margin for the quarter declined by 127bps majorly because of higher sales in the domestic motorcycle segment and Rs.28 crores of CSR expenditure during the quarter. The company posted 4% YoY growth in PAT to Rs.1014 crore. Lower other income by approx Rs.80 crores due to MTM loss restricted the further increase in PAT. The management expects margins to be over 20% for next couple of years based on increasing penetration of 3 wheelers and exports, as these are high margin business for the company. We expect the company to maintain its ROE over 23% in FY19. Considering management's aggressive strategy to gain 25% market share, healthy dividend payout and improving fundamentals we are positive on Bajaj Auto. We value Bajaj Auto at 18.9x FY19E expected EPS and recommend ACCUMULATE with the target price of Rs.3450

*For details, refer to our daily report- *India Equity Analytics***Top News****SKIPPER 3QFY18 Concall highlights:**

- >> CRISIL revised rating for long term borrowings from A+ to AA- and short term borrowings reaffirmed at A1+.
- >> Secured orders of Rs.525 crore for engineering products from Power grid corporation, Transmission corporation of Telangana (Rs.150 crore) , Tamil Nadu(Rs.9 crore) , Reliance jio(Rs.86 crore).
- >> Order book of Rs.2530 crore at end of December 2017.
- >> Export orders about 15% of total order book.
- >> Company got clearance certificate from Canadian Welding Bureau, which will lead to entry into high potential North American power transmission market.
- >> Company developing Railway and solar structures to include in its product portfolio.
- >> Company continuously working to get orders from Railway electrification projects with strategic alliance with local player to build EPC capability in this sector.
- >> PVC business faced challenges because of GST implication but management expects to get back to previous target of 35-40% growth in FY19.
- >> Management has revised its guidance for PVC business growth from 20% to 15% for FY18 and expects aggressive growth in FY19.
- >> EBITDA Margins are expected to be range bound between 13-14% going forward.
- >> Capacity addition of about 15% in FY18 from current 2.3 lakh ton.
- >> **Shoppers Stop Mgt Guideline** : Company has also added 14 stores this quarter. Company said that 7.5-8 percent definitely continues to be the target for FY18-19 in same-store-sales-growth (SSSG) . FY19-20 target could be slightly higher than that, nearing 9-10 percent.

UNIONBANK Q3FY18 CONCALL UPDATE:

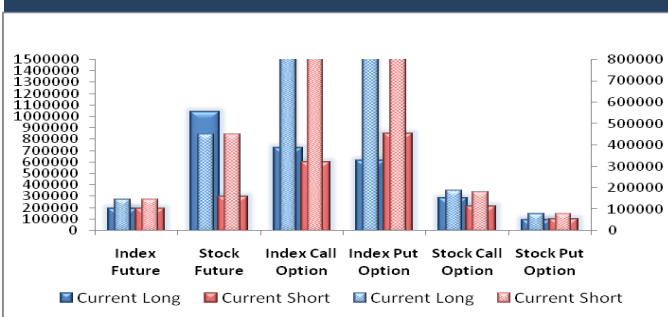
- >>Brought down investment book during sept-dec17 by 5000 crore because of G-sec yield issues.
- >>Surplus SLR to the extent of 16000 crore is adequate for the liquidity requirement.
- >>55% of Retail book is housing and 15% is LAAP. Cross sell of the product is done along with the sell of retail loan therefore income will be balanced.
- >>4% of the book will be under stress in SDR,S4A and some in SMA-2.
- >>Number of slippages is expected to reduce in the next year.
- >>SLR-4-5% in terms of NDTL.>>SMA-2 amounted to Rs 13518 crore.
- >>Strong growth in Retail & SME due to cross selling to existing customer.
- >>Wage revision provision has not been done in this quarter. It is assumed that it will be 75 crore per quarter from Q4FY18.
- >>Few recovery not considering NCLT for this quarter should be more than 1000 crore for the bank.
- >>NCLT resolution is not expected for Q4FY18.In Q1 and Q2 FY19 substantial recovery will be seen.
- >>Credit cost for FY18 to be around 4%. It is assumed to be 2% due to the ageing provision happening in few of the accounts.
- >>Between SDR, S4A and 5/25 there is a overlap of 2500 crore and in SMA-2 around 6000 crore of overlap.
- >>Standard restructure amounts to 3700 crore out of which 1 infrastructure A/c of 431 crore were added during the quarter .In next 6-9 month either it will be upgraded or slip into NPA.
- >>67% of the loan book is repriced at MCLR. NIM guidance for FY18-2.10%.
- >>Sale to ARC of 8000 crore .NNPA is expected to come down below 6%.
- >>Interest reversal during the quarter was 380 crore and during the 9 month period-760 crore.
- >>75% of the slippages will come from the stressed book

Block Deal

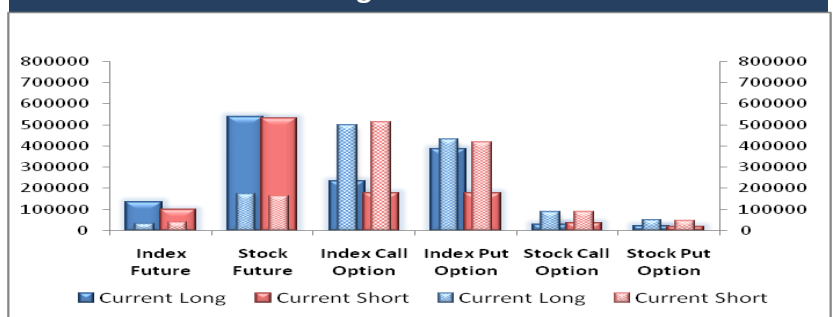
Exchange	Deal Date	Company	Client Name	Deal Type	Quantity	Price
NSE	06-Feb-18	BOMDYEING	ASHOK KUMAR GUPTA	BUY	1389376	231
NSE	06-Feb-18	BOMDYEING	SKA SECURITIES AND FINANCIAL SERVICES PVT LTD .	BUY	2446117	232
NSE	06-Feb-18	RPPINFRA	VIKRAM BHALLA	BUY	151122	258
NSE	06-Feb-18	BOMDYEING	ASHOK KUMAR GUPTA	SELL	1300212	229
NSE	06-Feb-18	BOMDYEING	SKA SECURITIES AND FINANCIAL SERVICES PVT LTD .	SELL	2446117	229
NSE	06-Feb-18	RPPINFRA	ANURADHA BHALLA	SELL	151122	258
NSE	06-Feb-18	SALASAR	GOLDFLAG HOLDINGS PRIVATE LIMITED	SELL	82000	268
NSE	06-Feb-18	VETO	RELIANCE WEALTH MANAGEMENT LIMITED	SELL	100732	190

F&O OPEN INTEREST (Number of Contracts)

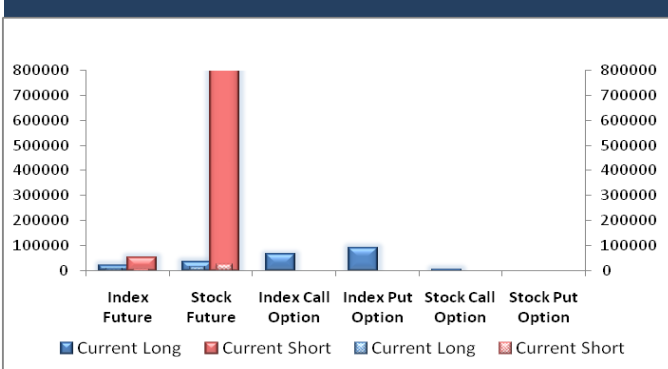
Individual



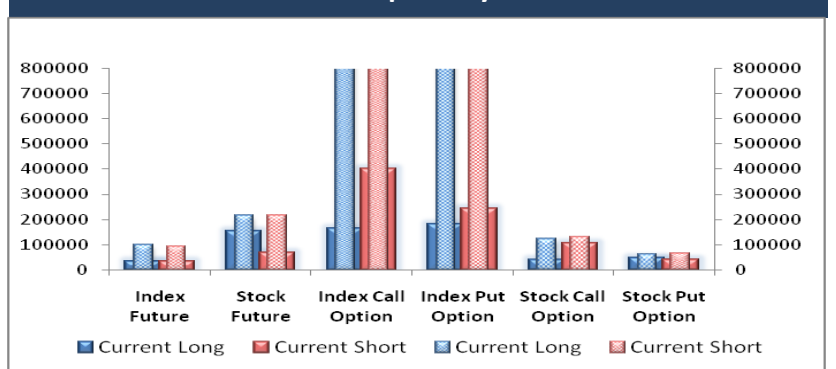
Foreign Institutions



Domestic Institutions

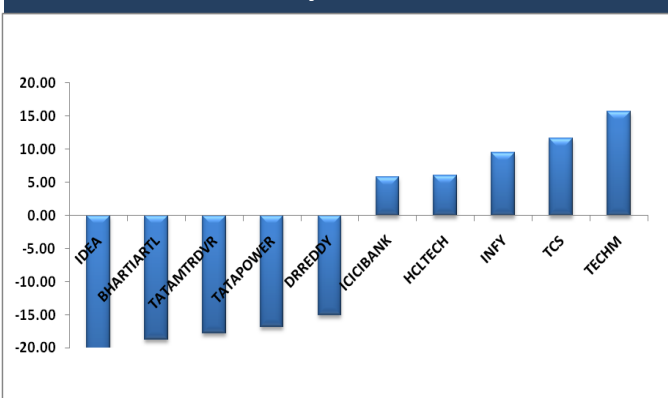


Proprietary

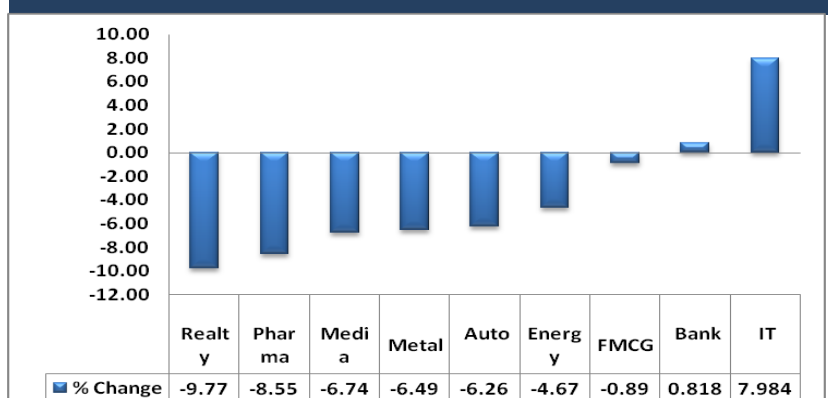


MARKET MOVERS (1 MONTH CHANGE)

Nifty Movers



NSE Sectoral Indices Performance



Result Calendar Q3FY18

Bse Code	Company Name	Date	Bse Code	Company Name	Date
508987	ABACUS	7-Feb-18	532957	GOKAKTEX	7-Feb-18
530431	ADORFO	7-Feb-18	532980	GOKUL	7-Feb-18
522273	AHMDSTE	7-Feb-18	526797	GREENPLY	7-Feb-18
524288	AIMCOPEST	7-Feb-18	514386	GUJCOTEX	7-Feb-18
526397	ALPHAGEO	7-Feb-18	524080	HARLETH	7-Feb-18
532475	APTECHT	7-Feb-18	517271	HBLPOWER	7-Feb-18
526433	ASMTEC	7-Feb-18	532129	HEXAWARE	7-Feb-18
530233	AUROLAB	7-Feb-18	509895	HINDMILL	7-Feb-18
524804	AUROPHARMA	7-Feb-18	526761	HOWARHO	7-Feb-18
509009	AUSOMENT	7-Feb-18	532835	ICRA	7-Feb-18
507944	BAJAJST	7-Feb-18	532514	IGL	7-Feb-18
511724	BALFC	7-Feb-18	506945	IGLFXPL-B	7-Feb-18
524828	BDH	7-Feb-18	505539	IMCFINA	7-Feb-18
500048	BEML	7-Feb-18	532100	INDOCITY	7-Feb-18
533095	BENGALASM	7-Feb-18	500207	INDORAMA	7-Feb-18
532930	BGREENERGY	7-Feb-18	532717	INDOTECH	7-Feb-18
524370	BODALCHEM	7-Feb-18	532150	INDRAMEDCO	7-Feb-18
531458	BOSTONBIO	7-Feb-18	532851	INSECTICID	7-Feb-18
524742	CAPPL	7-Feb-18	505358	INTEGRAEN	7-Feb-18
532807	CINELINE	7-Feb-18	524494	IPCALAB	7-Feb-18
500087	CIPLA	7-Feb-18	532947	IRB	7-Feb-18
513353	COCHINM	7-Feb-18	532825	JAGJANANI	7-Feb-18
523100	COSMOFE	7-Feb-18	509715	JAYSHREETEA	7-Feb-18
532210	CUB	7-Feb-18	522263	JMCPROJECT	7-Feb-18
533309	DALMIABHA	7-Feb-18	530985	JPTSEC	7-Feb-18
539770	DARJEELING	7-Feb-18	522287	KALPATPOWR	7-Feb-18
531270	DAZZEL	7-Feb-18	539276	KAYA	7-Feb-18
540699	DIXON	7-Feb-18	532054	KDDL	7-Feb-18
505200	EICHERMOT	7-Feb-18	526423	KRITIIND	7-Feb-18
500125	EIDPARRY	7-Feb-18	533210	KRITINUT	7-Feb-18
505700	ELECON	7-Feb-18	532899	KSCL	7-Feb-18
522027	EMAINDIA	7-Feb-18	523594	KUNSTOFF	7-Feb-18
533161	EMMBI	7-Feb-18	509048	LANCORHOL	7-Feb-18
500133	ESABINDIA	7-Feb-18	505302	LXMIATO	7-Feb-18
500650	EXCELINDUS	7-Feb-18	500267	MAJESAUT	7-Feb-18
531599	FDC	7-Feb-18	539044	MANAKSTELTD	7-Feb-18
500142	FGP	7-Feb-18	505324	MANUGRAPH	7-Feb-18
507910	FIBERWEB	7-Feb-18	532105	MEGFI	7-Feb-18
505744	FMGOETZE	7-Feb-18	539289	MJCO	7-Feb-18
532809	FSL	7-Feb-18	539045	MNKALCOLTD	7-Feb-18
534063	FUTSOL	7-Feb-18	537092	MODEX	7-Feb-18
532345	GATI	7-Feb-18	503776	MODIPON	7-Feb-18
532767	GAYAPROJ	7-Feb-18	538836	MONTECARLO	7-Feb-18
522275	GET&D	7-Feb-18	532621	MORARJEE	7-Feb-18
506186	GLXYENT	7-Feb-18	532991	MVL	7-Feb-18
540743	GODREJAGRO	7-Feb-18	508989	NAVNETEDUL	7-Feb-18

538772	NIYOGIN	7-Feb-18	519604	SURFI	7-Feb-18
530435	NOESISIND	7-Feb-18	535621	SVGLOBAL	7-Feb-18
516082	NRAGRINDQ	7-Feb-18	523301	TCPLPACK	7-Feb-18
502165	OCL	7-Feb-18	533553	TDPOWERSYS	7-Feb-18
539598	ORACLECR	7-Feb-18	509917	TECHCON	7-Feb-18
531157	ORGOAT	7-Feb-18	506162	TERRAFORM	7-Feb-18
531280	PANKAJPO	7-Feb-18	512157	TERRAREAL	7-Feb-18
507864	PIONRINV	7-Feb-18	526650	TFCILTD	7-Feb-18
532254	POLARIS	7-Feb-18	532779	TORNTPOWER	7-Feb-18
519359	POONADAL	7-Feb-18	519303	TROMBOEXT	7-Feb-18
533274	PRESTIGE	7-Feb-18	500148	UFLEX	7-Feb-18
512591	PULSRIN	7-Feb-18	504212	UNIVCABLES	7-Feb-18
538993	PUROHITCON	7-Feb-18	523261	VENKYS	7-Feb-18
539678	QUICKHEAL	7-Feb-18	524038	VENLONENT	7-Feb-18
507962	RAJATH	7-Feb-18	500575	VOLTAS	7-Feb-18
532370	RAMCOSYS	7-Feb-18	531335	ZYDUSWELL	7-Feb-18
522281	RAMRAT	7-Feb-18	532883	ZYLOG	7-Feb-18
507300	RAVALSUGAR	7-Feb-18	526921	21STCENMGM	8-Feb-18
540709	RELHOME	7-Feb-18	500002	ABB	8-Feb-18
519230	RICHIRICH	7-Feb-18	539560	ABHIJIT	8-Feb-18
533017	RMMIL	7-Feb-18	500410	ACC	8-Feb-18
531324	ROSELABS	7-Feb-18	539056	ADLABS	8-Feb-18
531869	SACHEMT	7-Feb-18	500463	AGCNET	8-Feb-18
503691	SAHARA	7-Feb-18	513349	AJMERA	8-Feb-18
530265	SAINIK	7-Feb-18	538778	AKASHDEEP	8-Feb-18
590051	SAKSOFT	7-Feb-18	530133	AMCOIND	8-Feb-18
540642	SALASAR	7-Feb-18	532828	AMDIND	8-Feb-18
532005	SAMINDUS	7-Feb-18	532418	ANDHRABANK	8-Feb-18
505790	SCHAEFFLER	7-Feb-18	532397	ARMSPAPER	8-Feb-18
523449	SHARP	7-Feb-18	514482	ASAHIIND	8-Feb-18
526739	SHAWGELTIN	7-Feb-18	519174	ASHAI	8-Feb-18
503863	SHRMFGC	7-Feb-18	538777	ASIACAP	8-Feb-18
533014	SICAGEN	7-Feb-18	530723	ASITCFIN	8-Feb-18
530907	SICAPIT	7-Feb-18	511427	ATNINTER	8-Feb-18
532316	SKUMAR	7-Feb-18	512265	AVONMERC	8-Feb-18
532725	SOLARINDS	7-Feb-18	532507	BAGFILMS	8-Feb-18
526901	SONALAD	7-Feb-18	500031	BAJAJELEC	8-Feb-18
532221	SONATSOFTW	7-Feb-18	523319	BALMLAWRIE	8-Feb-18
521036	SOURCEIND	7-Feb-18	500038	BALRAMCHIN	8-Feb-18
531398	SOURCENTRL	7-Feb-18	509449	BHAGWOX	8-Feb-18
590030	SPIC	7-Feb-18	500493	BHARATFORG	8-Feb-18
503806	SRF	7-Feb-18	500103	BHEL	8-Feb-18
508963	STRLGUA	7-Feb-18	514272	BHILSPIN	8-Feb-18
524542	SUKHJITS	7-Feb-18	500058	BIHSPONG	8-Feb-18
533306	SUMMITSEC	7-Feb-18	531936	BLUECHIP	8-Feb-18
521180	SUPERSPIN	7-Feb-18	506981	BLUECHIPT	8-Feb-18
526133	SUPERTEX	7-Feb-18	500020	BOMDYEING	8-Feb-18
530677	SUPREME	7-Feb-18	502219	BOROSIL	8-Feb-18
513597	SURANAIND	7-Feb-18	530249	BRIDGESE	8-Feb-18

532929	BRIGADE	8-Feb-18	500292	HEIDELBERG	8-Feb-18
517421	BUTTERFLY	8-Feb-18	532859	HGS	8-Feb-18
532321	CADILAHC	8-Feb-18	524735	HIKAL	8-Feb-18
500084	CESC	8-Feb-18	511169	HIMALFD	8-Feb-18
531235	CITIPOR	8-Feb-18	511194	ICDSLTD	8-Feb-18
539091	CITL	8-Feb-18	504741	INDIANHUME	8-Feb-18
539436	COFFEEDAY	8-Feb-18	532745	INDICAP	8-Feb-18
534691	COMCL	8-Feb-18	531929	INNOCORP	8-Feb-18
535267	COMFINCAP	8-Feb-18	532072	INTERDIGI	8-Feb-18
531216	COMFINTE	8-Feb-18	523752	IOSYSTEM	8-Feb-18
532783	DAAWAT	8-Feb-18	533181	ISFT	8-Feb-18
502820	DCM	8-Feb-18	531109	ISHANCH	8-Feb-18
500645	DEEPAKFERT	8-Feb-18	501311	JAYBHCR	8-Feb-18
539190	DFL	8-Feb-18	512233	JAYTEX	8-Feb-18
532180	DHANBANK	8-Feb-18	514034	JBFIND	8-Feb-18
533336	DHUNINV	8-Feb-18	532627	JPOWER	8-Feb-18
500068	DISAQ	8-Feb-18	521242	KANDAGIRI	8-Feb-18
530581	EKAMLEA	8-Feb-18	512399	KAPASHI	8-Feb-18
524768	EMMESSA	8-Feb-18	531904	KARUNACAB	8-Feb-18
512441	ENBETRD	8-Feb-18	531163	KEMISTAR	8-Feb-18
533261	EROSMEDIA	8-Feb-18	512597	KEYCORPSE	8-Feb-18
514118	ESKAY	8-Feb-18	524019	KINGFA	8-Feb-18
532511	EXCELCROP	8-Feb-18	530443	KIRANSY-B	8-Feb-18
533400	FCONSUMER	8-Feb-18	530771	KLGCAP	8-Feb-18
500141	FERROALL	8-Feb-18	514221	KLIFESTYL	8-Feb-18
533896	FERVENTSYN	8-Feb-18	523323	KOVAI	8-Feb-18
507552	FOODSIN	8-Feb-18	512329	KRL	8-Feb-18
500655	GARWARPOLY	8-Feb-18	530149	KSLIND	8-Feb-18
539407	GENCON	8-Feb-18	539524	LALPATHLAB	8-Feb-18
517300	GIPCL	8-Feb-18	512048	LUHARUKA	8-Feb-18
533212	GKB	8-Feb-18	515059	MADHUDIN	8-Feb-18
531758	GKCONS	8-Feb-18	511000	MADHUSE	8-Feb-18
532296	GLENMARK	8-Feb-18	531664	MAHAV	8-Feb-18
513528	GLITTEKG	8-Feb-18	501473	MALTC	8-Feb-18
531928	GOLCA	8-Feb-18	532932	MANAKSIA	8-Feb-18
531913	GOPAIST	8-Feb-18	531213	MANAPPURAM	8-Feb-18
533761	GPTINFRA	8-Feb-18	503101	MARATHON	8-Feb-18
532482	GRANULES	8-Feb-18	512415	MERCTRD	8-Feb-18
526751	GRATEXI	8-Feb-18	513721	MFSINTRCRP	8-Feb-18
532702	GSPL	8-Feb-18	507621	MLKFOOD	8-Feb-18
500173	GUJFLUORO	8-Feb-18	539046	MNKCMLTD	8-Feb-18
524754	GUJMEDI	8-Feb-18	539762	MODCL	8-Feb-18
515147	HALDYNGL	8-Feb-18	500890	MODIRUBBER	8-Feb-18
514370	HARPOLY	8-Feb-18	509760	MODRNSH	8-Feb-18
500467	HARRMALAYA	8-Feb-18	530169	MOHITPPR	8-Feb-18
539787	HCG	8-Feb-18	523160	MORGANITE	8-Feb-18
539224	HCKKVENTURE	8-Feb-18	523832	MUKATPIP	8-Feb-18
533525	HEALTHTECH	8-Feb-18	501477	MULLER	8-Feb-18
509631	HEG	8-Feb-18	531821	MUNOTHFI	8-Feb-18

511401	MUNOTHI	8-Feb-18	539861	SKIL	8-Feb-18
533398	MUTHOOTFIN	8-Feb-18	532815	SMSPHARMA	8-Feb-18
521030	NAKODA	8-Feb-18	521036	SOURCEIND	8-Feb-18
530557	NCLRESE	8-Feb-18	517166	SPELS	8-Feb-18
503780	NRC	8-Feb-18	533110	SPSL	8-Feb-18
526723	NTCIND	8-Feb-18	516022	STARPAPER	8-Feb-18
500313	OILCOUNTUB	8-Feb-18	533316	STEL	8-Feb-18
532827	PAGEIND	8-Feb-18	526951	STYLAMIND	8-Feb-18
530555	PARACABLES	8-Feb-18	506655	SUDARSCHEM	8-Feb-18
539889	PARAGMILK	8-Feb-18	521113	SUDTIND-B	8-Feb-18
521080	PASARI	8-Feb-18	532711	SUNILHITEC	8-Feb-18
531352	PEETISEC	8-Feb-18	523283	SUPERHOUSE	8-Feb-18
532522	PETRONET	8-Feb-18	533101	SURYAAMBA	8-Feb-18
513403	PMTELELIN	8-Feb-18	532782	SUTLEJTEX	8-Feb-18
532933	PORWAL	8-Feb-18	530217	SWOEF	8-Feb-18
531802	PRERINFRA	8-Feb-18	532890	TAKE	8-Feb-18
513613	PRESHAMET	8-Feb-18	533200	TALWALKARS	8-Feb-18
530669	PRESOFI	8-Feb-18	512271	TASHIND	8-Feb-18
526773	PRESSURS	8-Feb-18	500483	TATACOMM	8-Feb-18
526009	PROCAL	8-Feb-18	521228	TATIAGLOB	8-Feb-18
540544	PSPPROJECT	8-Feb-18	532349	TCI	8-Feb-18
539006	PTCIL	8-Feb-18	533393	TCIDEVELOP	8-Feb-18
540175	REGENCY	8-Feb-18	505400	TEXINFRA	8-Feb-18
505817	REILELEC	8-Feb-18	533326	TEXRAIL	8-Feb-18
500111	RELCAPITAL	8-Feb-18	531652	THIRDFIN	8-Feb-18
511712	RELICTEC	8-Feb-18	524717	TITANBIO	8-Feb-18
532687	REPRO	8-Feb-18	530045	TITANSEC	8-Feb-18
509845	RJSHAH	8-Feb-18	500420	TORNTPHARM	8-Feb-18
500113	SAIL	8-Feb-18	500251	TRENT	8-Feb-18
521240	SAMBANDAM	8-Feb-18	517562	TRIGYN	8-Feb-18
516003	SARDAPLY	8-Feb-18	532515	TVTODAY	8-Feb-18
539201	SATIA	8-Feb-18	512175	VAMA	8-Feb-18
511076	SATINDLTD	8-Feb-18	530521	VIRAT	8-Feb-18
502175	SAURASHCEM	8-Feb-18	531668	VISIONCO	8-Feb-18
511577	SAVFI	8-Feb-18	539167	VLL	8-Feb-18
538857	SCC	8-Feb-18	524212	WANBURY	8-Feb-18
505141	SCOOTER	8-Feb-18	508494	WARRENTEA	8-Feb-18
534598	SEPOWER	8-Feb-18	532144	WELCORP	8-Feb-18
513097	SHBCLQ	8-Feb-18	500444	WSTCSTPAPR	8-Feb-18
524336	SHHARICH	8-Feb-18	501270	ZCHANAIN	8-Feb-18
539470	SHREEGANES	8-Feb-18	512107	ZGOLKOND	8-Feb-18
539334	SHREEPUSHK	8-Feb-18	501386	ZSWASTSA	8-Feb-18
516016	SHREYANIND	8-Feb-18	539528	AAYUSH	9-Feb-18
531219	SHYAMAINFO	8-Feb-18	540691	ABCAPITAL	9-Feb-18
539742	SIMBHALS	8-Feb-18	531161	ABMKNO	9-Feb-18
533018	SIMPLXMIL	8-Feb-18	511706	ACTIONFI	9-Feb-18
533019	SIMPLXPAP	8-Feb-18	523031	ADSDIAG	9-Feb-18
500472	SKFINDIA	8-Feb-18	514394	AJIL	9-Feb-18

530973	ALFAICA	9-Feb-18
539523	ALKEM	9-Feb-18
526439	AMBIT	9-Feb-18
534612	AMTL	9-Feb-18
500012	ANDHRAPET	9-Feb-18
530721	ANGIND	9-Feb-18
512091	ANSHNCO	9-Feb-18
523694	APCOTEXIND	9-Feb-18
540692	APEX	9-Feb-18
517096	APLAB	9-Feb-18
524412	AREYDRG	9-Feb-18
531017	ARISE	9-Feb-18
531677	ARISINT	9-Feb-18
531179	ARMANFIN	9-Feb-18
523716	ASHIANA	9-Feb-18
526187	ASHRAM	9-Feb-18
502015	ASSOSTNB	9-Feb-18
517429	ATHENAGLO	9-Feb-18
505032	AUTOPRD	9-Feb-18
512573	AVANTI	9-Feb-18
512109	AVIVA	9-Feb-18
514360	AXISRAIL	9-Feb-18
530197	BAGADIA	9-Feb-18
512261	BAJGLOB	9-Feb-18
539834	BALGOPAL	9-Feb-18
532134	BANKBARODA	9-Feb-18
500043	BATAINDIA	9-Feb-18
522650	BEMHY	9-Feb-18
524606	BERLDRG	9-Feb-18
531582	BERYLSE	9-Feb-18
531530	BETALA	9-Feb-18
539120	BFFL	9-Feb-18
504646	BGWTATO	9-Feb-18
531862	BHARATAGRI	9-Feb-18
514183	BLACKROSE	9-Feb-18
532719	BLKASHYAP	9-Feb-18
530809	BNRUDY	9-Feb-18
509470	BOMOXY-B1	9-Feb-18
500547	BPCL	9-Feb-18
540710	CAPACITE	9-Feb-18
531682	CATECH	9-Feb-18
530789	CEEJAY	9-Feb-18
532885	CENTRALBK	9-Feb-18
501150	CENTRUM	9-Feb-18
504671	CHASBRT	9-Feb-18
511742	CHOKSEC	9-Feb-18
500147	CMIFPE	9-Feb-18
532104	CMSINFO	9-Feb-18
508571	COCHMAL	9-Feb-18

531041	COMPEAU	9-Feb-18
522231	CONART	9-Feb-18
538922	COSYN	9-Feb-18
532392	CREATIVEYE	9-Feb-18
532271	CYBERMAT	9-Feb-18
500117	DCW	9-Feb-18
502137	DECCANCE	9-Feb-18
532760	DEEPIND	9-Feb-18
511451	DHARFIN	9-Feb-18
533146	DLINKINDIA	9-Feb-18
523618	DREDGECORP	9-Feb-18
524818	DYNAMIND	9-Feb-18
532707	DYNPRO	9-Feb-18
517477	ELNET	9-Feb-18
509525	EMPIND	9-Feb-18
532219	ENERGYDEV	9-Feb-18
531259	ESHAMEDIA	9-Feb-18
521137	EUREKAI	9-Feb-18
530079	FAZE3Q	9-Feb-18
532518	FLORENCE	9-Feb-18
522017	FLUIDOM	9-Feb-18
531137	GEMSI	9-Feb-18
500620	GESHIP	9-Feb-18
507815	GILLETTE	9-Feb-18
532773	GLOBALVECT	9-Feb-18
532181	GMDCLTD	9-Feb-18
506480	GOCLCORP	9-Feb-18
500151	GOLDENTOBC	9-Feb-18
523676	GOLKUNDIA	9-Feb-18
530663	GOYALASS	9-Feb-18
518029	GSCLCEMENT	9-Feb-18
500170	GTNINDS	9-Feb-18
532160	GUJSTATFIN	9-Feb-18
532467	HAZOR	9-Feb-18
500183	HFCL	9-Feb-18
514043	HIMATSEIDE	9-Feb-18
500104	HINDPETRO	9-Feb-18
500449	HOCL	9-Feb-18
500193	HOTELEELA	9-Feb-18
522289	IFMIMPX	9-Feb-18
500212	IFSL	9-Feb-18
531968	IITLPROJ	9-Feb-18
514238	IKAB	9-Feb-18
533177	IL&FSTRANS	9-Feb-18
517370	INCAP	9-Feb-18
511355	INDCEMCAP	9-Feb-18
530005	INDIACEM	9-Feb-18
530979	INDIAHOME	9-Feb-18
509692	INDIANCARD	9-Feb-18

Earning Estimate Q3FY18

BSE CODE	NSE CODE	Sales Rs Cr	Sales YoY	Pat Rs Cr	PAT YoY
6-Feb-18	BLUESTARCO	996	8.50	20	36.30
6-Feb-18	CASTROL	882	13.20	153	(1.90)
6-Feb-18	DISHTV	801	7.10	29	9.70
6-Feb-18	HEROMOTOCO	7101	11.60	806	4.40
6-Feb-18	JSWENERGY	2172	14.10	65	204.10
6-Feb-18	LUPIN	4003	(10.70)	427	(32.60)
6-Feb-18	PNB	4125	10.60	577	178.70
6-Feb-18	RAMCOCEM	1105	17.80	156	4.20
6-Feb-18	SIEMENS	2637	15.00	184	15.00
6-Feb-18	THERMAX	951	16.90	68	19.60
7-Feb-18	AUROPHARMA	4265	9.20	638	13.10
7-Feb-18	CIPLA	4265	16.90	479	27.80
7-Feb-18	DALMIABHA	1941	11.60	115	221.70
7-Feb-18	EICHERMOT	2207	20.30	548	31.00
7-Feb-18	GET&D	1270	9.30	53	20.50
7-Feb-18	HEXAWARE	988	5.00	115	(5.40)
7-Feb-18	IGL	1144	20.80	177	18.00
7-Feb-18	IPCALAB	833	12.60	74	63.70
7-Feb-18	IRB	1374	(2.60)	159	(13.40)
7-Feb-18	KSCL	81	20.00	17	150.00
7-Feb-18	NAVNETEDUL	200	28.00	17	33.80
7-Feb-18	SRF	1326	10.00	103	(8.00)
7-Feb-18	VOLTAS	1377	16.60	90	10.50
8-Feb-18	MUTHOOTFIN	983	35.50	439	50.70
8-Feb-18	ABB	2745	10.20	186	27.00
8-Feb-18	ACC	3470	31.70	202	64.10
8-Feb-18	BHARATFORG	1296	37.30	212	64.60
8-Feb-18	BHEL	6657	5.20	72	(23.60)
8-Feb-18	CADILAHC	3128	35.40	551	95.40
8-Feb-18	CESC	1637	1.00	158	3.90
8-Feb-18	GLENMARK	2318	(5.90)	256	(46.30)
8-Feb-18	GRANULES	406	13.00	43	11.20
8-Feb-18	GSPL	378	41.70	193	62.60
8-Feb-18	PAGEIND	615	16.50	74	17.00
8-Feb-18	PARAGMILK	491	10.00	19	LP
8-Feb-18	PETRONET	6855	8.80	560	40.90
8-Feb-18	SAIL	14428	27.70	(108)	Loss
8-Feb-18	TATACOMM	4268	(2.10)	25	1297.80
8-Feb-18	TORNTPHARM	1552	9.80	209	(8.80)
9-Feb-18	ALKEM	1668	12.60	243	4.10
9-Feb-18	BANKBARODA	3777	20.50	528	108.80
9-Feb-18	BATA	679	6.00	57	(3.40)
9-Feb-18	BPCL	63373	18.40	2085	(9.90)
9-Feb-18	HINDPETRO	58694	21.10	1472	(7.40)
9-Feb-18	INDIACEM	1339	6.70	29	(3.60)
9-Feb-18	M&M	11633	9.90	1030	30.50
9-Feb-18	MARICO	1612	14.00	209	9.00

9-Feb-18	MGL	595	18.00	117	18.50
9-Feb-18	NATIONALUM	2609	31.20	296	74.00
9-Feb-18	OIL	2718	14.40	707	55.60
9-Feb-18	ONGC	24294	21.90	6711	54.20
9-Feb-18	SBIN	18883	6.40	2140	17.50
9-Feb-18	SUNTV	683	15.80	296	23.40
9-Feb-18	TATASTEEL	30268	8.30	1330	553.30
10-Feb-18	AMARAJABAT	1507	13.50	125	11.20
10-Feb-18	BIRLACORPN	1429	93.30	4	111.60
10-Feb-18	COALINDIA	21989	7.70	3324	15.20

Result Q3FY18

BSE CODE	NSE CODE	Sales Rs Cr	Sales YoY	Pat Rs Cr	PAT YoY
522205	PRAJIND	248.18	13	7.53	(49)
500770	TATACHEM	2573.00	3	831.00	161
540025	ADVENZYMES	108.10	80	26.50	84
535467	AIFL	78.33	117	37.77	1364
500877	APOLLOTYRE	4015.50	17	245.20	(17)
509480	BERGEPAIN	1190.91	1	114.86	5
500060	BIRLACABLE	82.61	51	5.79	(1019)
500067	BLUESTARCO	981.30	7	21.00	45
500870	CASTROLIND	970.00	25	195.70	26
500280	CENTENKA	362.62	29	28.66	10
523708	EIMCOELECO	35.28	(33)	5.80	27
505255	GMM	79.20	19	7.37	26
538979	GREENLAM	259.11	17	16.25	111
538567	GULFOILLUB	355.49	30	42.44	54
505737	INTLCOMBQ	29.34	32	0.50	(66)
533148	JSWENERGY	1993.00	5	50.55	136
526668	KAMATHOTEL	48.48	12	6.56	(78)
532714	KEC	2404.93	26	107.63	72
532889	KPRMILL	642.44	10	60.97	(14)
500257	LUPIN	3900.30	(11)	222.20	(65)
524084	MONSANTO	183.74	12	63.34	6
524816	NATCOPHARM	562.20	(17)	216.70	11
500307	NIRLON	74.07	21	17.02	(5)
532481	NOIDATOLL	3.96	(68)	(15.96)	70
500260	RAMCOCEM	1047.51	13	122.74	(19)
505800	RANEHOLDIN	570.07	(19)	44.50	114
522034	SHANTIGEAR	53.95	17	6.74	42
500550	SIEMENS	2362.00	6	190.50	19
538562	SKIPPER	566.40	32	29.10	30
500411	THERMAX	1116.00	15	58.58	7
502986	VTL	1551.00	5	115.80	(39)
590073	WHEELS	591.97	10	14.67	11
508814	COSMOFILMS	481.23	33	9.77	(50)
500235	KSL	337.13	(3)	30.80	(10)
503031	PENINLAND	277.51	1583	(48.66)	138
517206	LUMAXIND	370.81	25	18.03	9

517146	USHAMART	1126.84	21	(111.07)	2
520075	SAMKRG	70.00	25	5.85	27
506532	KERALACHEM	94.92	19	5.78	45
508954	FINKURVE	2.01	(25)	0.43	169
500268	MANALIPETC	162.20	17	17.20	28
519105	AVTNPL	67.90	(9)	4.55	(47)
508670	NEAGI	8.54	1	(0.93)	121
524200	VINATORGA	185.65	13	31.73	(9)
590062	ANDHRSUGAR	235.97	(5)	39.52	2
590024	FACT	583.20	36	(4.41)	(94)
523642	PIIND	537.74	10	80.65	(14)
524330	JAYAGROGN	671.15	45	14.21	15
524667	SOTL	453.57	23	35.17	94
511605	ARIHCAPM	26.24	(1)	6.73	101
524709	NAGAAGRI	186.69	17	1.37	(648)
524820	PANAMAPET	359.26	51	17.08	48
530199	THEMISMED	50.00	(8)	1.35	(74)
530499	AKCAPIT	30.49	24	6.13	(7)
530517	Relaxo Footwear	457.50	25	38.18	57
514470	WINSOMTX	162.78	(1)	1.08	(64)
532879	SSLEL	74.92	(7)	(6.28)	(422)
532039	ZENOTECH	3.39	1514	(1.44)	(73)
532630	GOKEX	237.45	20	(16.79)	(21)
532341	IZMO	16.64	13	3.18	108
533339	ZENTEC	8.88	(74)	0.30	(98)
532700	ENIL	147.03	(2)	13.16	(20)
532867	V2RETAIL	152.35	(0)	13.67	(60)
533470	RUSHIL	83.93	15	6.94	5
533080	MOLDTKPAC	84.95	25	6.78	81
533122	Rattanindia Pow.	414.21	38	(187.62)	215
534756	TARAJEWELS	70.77	(80)	(201.18)	(15113)
533452	WEIZFOREX	1827.34	21	11.19	41
539871	THYROCARE	83.87	19	21.47	134

Economic Calendar					
Country	Monday 5th Feb 18	Tuesday 6th Feb 18	Wednesday 7th Feb 18	Thursday 8th Feb 18	Friday 9th Feb 18
US	Average Hourly Earnings m/m , Non-Farm Employment Change ,Unemployment Rate , Trade Balance , Factory Orders m/m.		NFIB Small Business Index , JOLTS Job Openings , IBD/TIPP Economic Optimism , Consumer Credit m/m	Import Prices m/m , Final Wholesale Inventories m/m , Crude Oil Inventories , 10-y Bond Auction	PPI m/m, Unemployment Claims , Core PPI m/m , Natural Gas Storage , 30-y Bond Auction , Federal Budget Balance
UK/EURO ZONE	German Retail Sales m/m , CPI Flash Estimate y/y , Core CPI Flash Estimate y/y , PPI m/m	Halifax HPI m/m , Italian Retail Sales m/m , Sentix Investor Confidence, Retail Sales m/m , BRC Retail Sales Monitor y/y	Unemployment Rate	French Industrial Production m/m , French Trade Balance, Italian Industrial Production m/m ,Manufacturing Production m/m , Goods Trade Balance	BOE Credit Conditions Survey , Industrial Production m/m , 10-y Bond Auction , ECB Monetary Policy Meeting Accounts
INDIA			RBI CREDIT POLICY		



Narnolia Securities Ltd

201 | 2nd Floor | Marble Arch Building | 236B-AJC Bose
Road | Kolkata-700 020 , Ph : 033-40501500

email: narnolia@narnolia.com,
website : www.narnolia.com

Risk Disclosure & Disclaimer: This report/message is for the personal information of the authorized recipient and does not construe to be any investment, legal or taxation advice to you. Narnolia Securities Ltd. (Hereinafter referred as NSL) is not soliciting any action based upon it. This report/message is not for public distribution and has been furnished to you solely for your information and should not be reproduced or redistributed to any other person in any form. The report/message is based upon publicly available information, findings of our research wing "East wind" & information that we consider reliable, but we do not represent that it is accurate or complete and we do not provide any express or implied warranty of any kind, and also these are subject to change without notice. The recipients of this report should rely on their own investigations, should use their own judgment for taking any investment decisions keeping in mind that past performance is not necessarily a guide to future performance & that the value of any investment or income are subject to market and other risks. Further it will be safe to assume that NSL and /or its Group or associate Companies, their Directors, affiliates and/or employees may have interests/ positions, financial or otherwise, individually or otherwise in the recommended/mentioned securities/mutual funds/ model funds and other investment products which may be added or disposed including & other mentioned in this report/message.