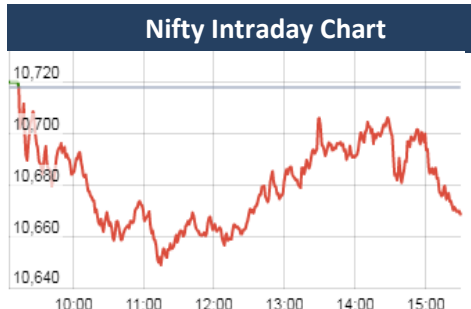


### KEY LEVELS

Support 1 : 10600  
Support 1 : 10580

Resistance 1 : 10680  
Resistance 2 : 10700



### Event Today

#### Result

EXIDEIND , ICICIBANK , INOXLEISUR  
PFIZER , TALWALKARS , TATACHEM  
TATACOFFEE , TFL , TRIDENT  
VIJAYABANK , ZEELEARN

#### Concall

Tata Coffee : 11:00 AM  
Visaka Inds : 11:00 AM  
Cera Sanitary : 11:00 PM,  
Rane Holdings : 3:00 PM  
Godrej Cons : 4:00 PM ,  
Aro Granite : 4:00 PM  
Aditya Birla Ca : 4:00 PM  
Jubilant Food : 4:30 PM  
Novelis Inc : 5:30 PM

#### Dividend

LKPFIN : Rs 2/-  
( Exdate : 7.5.2018 )

### Market Outlook

Nifty near strong support?

Friday, Nifty opened around 10700, made a high of 10700, then after making a low of 10601 closed around 10618(-60), however entire day trading range was 99 points.

In line with our earlier view, Nifty has taken support from 10600 levels. Overall range remains intact of 10600-10700, unless it trades lower below 10580 levels. Although We have seen open equal to high regime in last three trading sessions, Nifty should take support from yesterday's low.

Key resistances are around 10680-10700 and immediate supports are seen around 10600-10580.

### Market

Market	Value	% Change
<b>Morning Traded Market</b>		
SGX NIFTY	10,685.00	0.17%
NIKKIE	22,367.40	-0.47%
HANG SENG	29,858.25	-0.23%
<b>Yesterday Closing Market</b>		
Sensex	34,915.38	-0.53%
Nifty	10,618.25	-0.57%
DOW	24,262.51	1.39%
NASDAQ	7,209.62	1.68%
CAC	5,516.05	0.26%
DAX	12,819.60	1.01%
FTSE	7,567.14	0.85%
EW ALL SHARE	19,429.89	-0.50%

% Change in 1 day

### Commodity Price ( Yesterday Closing )

Commodity/Currencies	Value	% Change
GOLD	31114.00	0.22%
SILVER	39734.00	0.28%
CRUDEOIL	75.16	0.39%
NATURALGAS	182.30	0.05%
DOLLAR/RS.	66.81	-0.01%
EURO/RS.	80.05	0.15%
POUND/RS.	90.55	0.19%

% Change in 1 day

### Institutional Turnover

FII			
Investor	Buy(Cr.)	Sale(Cr.)	Net(Cr.)
04-May-18	3399	5027	(1628)
May-18	15998	18300	(2303)
2018	462993	474298	(11305)
DII			
Investor	Buy(Cr.)	Sale(Cr.)	Net(Cr.)
04-May-18	3258	2174	1084
May-18	8980	8309	671
2018	331634	298023	33611

**Quote of the Day** : "Even with a margin [of safety] in the investor's favor, an individual security may work out badly. For the margin guarantees only that he has a better chance for profit than for loss - not that loss is impossible. But as the number of such commitments is increased the more certain does it become that the aggregate of the profits will exceed the aggregate of the losses."

**Benjamin Graham**

**BAJAJCORP**

"BUY"

7th May 2018

Bajajcorp's result is in line with our estimates, sales grew by 8% YoY to Rs 222 cr while PAT has shown an improvement of 5% to Rs 55 cr. Going forward, we expect better growth for Bajaj Corp led by bounce back of rural economy on account of good monsoon, higher MSP's and government's rural initiatives. The company has strong balance sheet with ~3% dividend yield. We expect 47% and 51% ROE for BAJAJCORP in FY19 and FY20 respectively. We value it at 32 times of FY20's EPS and recommend BUY with the previous target price of Rs570.

**DABUR**

"ACCUMULATE"

7th May 2018

Dabur's result for Q4FY18 is better than our expectations. Sales for the quarter grew by 6% YoY to Rs 2033 cr( comparable growth 11%) while PAT has shown a handsome growth of 19% YoY to Rs 397 cr. Going forward, Considering demand revival from rural economy on account of good monsoon, higher MSP's, government's rural initiatives and better traction from International business led by turnaround in business of GCC countries and EGYPT, we maintain positive view on Dabur. We value it at 40 times of FY20e's expected EPS and recommend ACCUMULATE with the target price of Rs 400.

\*For details, refer to our daily report- *India Equity Analytics***Top News**

**Radico Khaitan Expects Double-Digit Revenue Growth In 2018-19 . Radico Khaitan expects double-digit growth in its revenue during the current financial year . Key highlights form the conversation:**

Business back to normalcy from October after GST, highway ban. Witnessed growth the brand business in the last two quarters. Premium brands growing at over 10 percent, popular brands also doing well. Expect double-digit growth in prestige and above brands in 2018-19. Will reap the benefits from excise policy shift in Uttar Pradesh. Focus on free cash flow, net debt reduced to Rs 570 crore at the end of March 2018. See a significant reduction in debt by 2020, should be debt free by 2021. Expect margins to be sustainable due to benign raw material prices. Operating margins should continue to improve for 2-3 years. Interest costs to fall as Radico Khaitan reduces debt. Expect total comprehensive income to grow faster. Expect double-digit topline growth in 2018-19. Paid off Rs 215 crore debt in the previous financial year, will cut debt at a faster rate in the current and the next financial year. See good consumer demand in Uttar Pradesh. U.P. excise policy shift will benefit large players. Expect 15-20 percent industry growth in U.P. Expect to do better than the industry average in U.P. Large players to benefit post consolidation in the liquor industry. Penetration, per capita consumption of liquor is still low in India. As GDP and per capita income grows, so will discretionary spend

**>> Emami Management Key highlights from the conversation:**

Witnessed an all-round growth with higher growth in rural channels. Expect better growth rates if momentum continues. Trying some brand extensions under Navratna brand. Launched new variants across segments. Expect core brands to drive growth. Market has expanded due to demand and intense competition. Disruption in wholesale channels was challenging. Expect high overall operating margin despite investments. Expect no substantial change in margin or returns portfolio. Well-positioned now to take on aggressive growth after few subdued quarters.

**L&T Finance Mgt Guideline :** L&T Finance expects to reduce exposure in infrastructure segment to 50 percent . The company also expects ROEs in wholesale finance business to rise to mid-teens by March 2020.

Management Key highlights from the conversation:

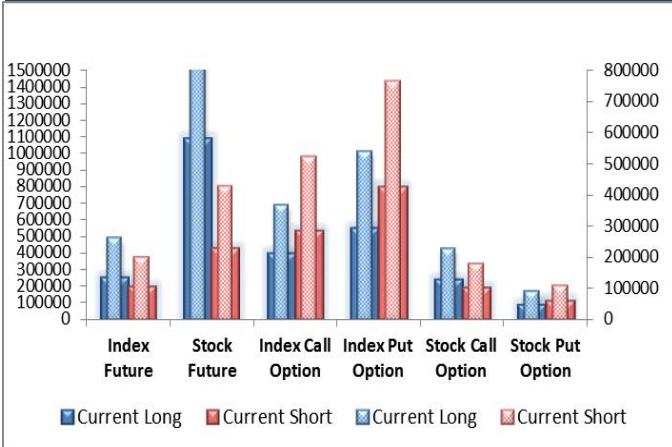
Plan to improve RoE to 17-18 percent from 15 percent by 2020. The rural book grew over 60 percent on disbursements, asset quality. See RoE in mid-teens for wholesale business March 2020. Single digit roe in wholesale finance due to provisioning to the legacy portfolio. Operations were in-line with four-year plan to improve RoE. Used proceeds provisioning of wholesale business. Exiting private equity positions led to Rs 190 crore exceptional item gain in Q4. GNPA in the rural segment has improved to 6.4 percent from 12.2 percent. Wholesale NPAs currently at Rs 2,000 crore. Moving portfolio towards retail aiding profitability expect improvement in asset quality of retail business. Seeing good movement in NCLT process. More hopeful of faster resolutions of stressed assets. Will make adequate provisions to avoid the further hit.

### Block Deal

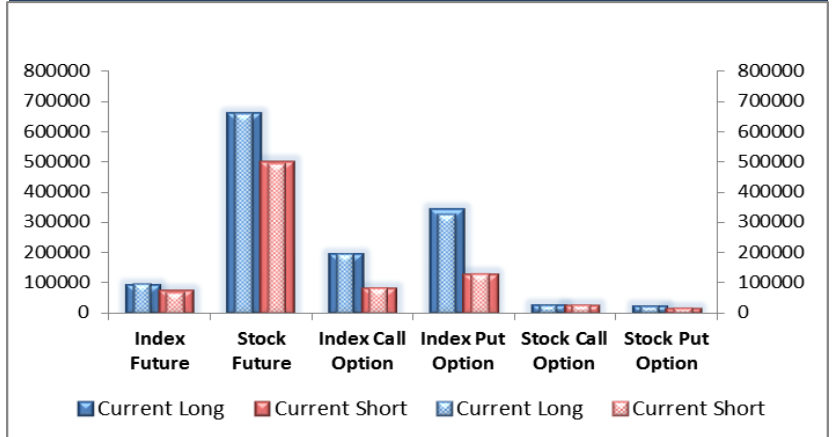
Exchange	Deal Date	Company	Client Name	Deal Type	Quantity	Price
NSE	04-May-18	EXCEL	LOPA SAUMIL BHAVNAGARI	BUY	539051	18
NSE	04-May-18	GITANJALI	J M GLOBAL EQUITIES PRIVATE LIMITED	BUY	700000	3
NSE	04-May-18	GITANJALI	SWAPNIL MEHTA	BUY	1000000	3
NSE	04-May-18	JUSTDIAL	CROSSLAND TRADING CO	BUY	465834	412
NSE	04-May-18	JUSTDIAL	SHAASTRA SECURITIES TRADING PRIVATE LIMITED	BUY	826307	409
NSE	04-May-18	MITTAL	CHOICE EQUITY BROKING PRIVATE LIMITED	BUY	108000	21
NSE	04-May-18	NIITTECH	CROSSLAND TRADING CO	BUY	591663	1025
NSE	04-May-18	NIITTECH	N.K. SECURITIES	BUY	339815	1046
NSE	04-May-18	NIITTECH	SMC GLOBAL SECURITIES LTD.	BUY	523843	1025
NSE	04-May-18	NIITTECH	WAY2WEALTH SECURITIES P LTD	BUY	622653	1028
NSE	04-May-18	PCJEWELLER	ALPHAGREP COMMODITIES PRIVATE LIMITED	BUY	3621758	151
NSE	04-May-18	PCJEWELLER	CHANDARANA INTERMEDIARIES BROKERS P. LTD	BUY	2156361	153
NSE	04-May-18	PCJEWELLER	CROSSLAND TRADING CO	BUY	2808888	156
NSE	04-May-18	PCJEWELLER	GENUINE STOCK BROKERS PVT LTD	BUY	4229434	152
NSE	04-May-18	PCJEWELLER	GKN SECURITIES	BUY	3596107	150
NSE	04-May-18	PCJEWELLER	GRAVITON RESEARCH CAPITAL LLP	BUY	2103937	146
NSE	04-May-18	PCJEWELLER	KARVY CONSULTANTS LIMITED	BUY	2277278	151
NSE	04-May-18	PCJEWELLER	PURITY TRADEMAX LLP	BUY	5648840	150
NSE	04-May-18	PCJEWELLER	QE SECURITIES	BUY	3333083	148
NSE	04-May-18	PCJEWELLER	SHAASTRA SECURITIES TRADING PRIVATE LIMITED	BUY	5113746	148
NSE	04-May-18	PCJEWELLER	VAIBHAV STOCK & DERIVATIVES BROKING PVT. LTD	BUY	7845565	154
NSE	04-May-18	PCJEWELLER	WAY2WEALTH SECURITIES P LTD	BUY	2324599	150
NSE	04-May-18	RUCHISOYA	PADMAVATI INVESTMENT	BUY	5037651	13
NSE	04-May-18	STEELCITY	ADESH VENTURES LLP	BUY	100000	75
NSE	04-May-18	VETO	SWETSAM STOCK HOLDING PRIVATE LIMITED	BUY	103684	227
NSE	04-May-18	CAREERP	KIFS ENTERPRISE	SELL	105506	125
NSE	04-May-18	GITANJALI	MORGAN STANLEY FRANCE SAS	SELL	667164	3
NSE	04-May-18	JUSTDIAL	CROSSLAND TRADING CO	SELL	465834	412
NSE	04-May-18	JUSTDIAL	SHAASTRA SECURITIES TRADING PRIVATE LIMITED	SELL	826307	409
NSE	04-May-18	NIITTECH	CROSSLAND TRADING CO	SELL	591663	1026
NSE	04-May-18	NIITTECH	N.K. SECURITIES	SELL	339815	1046
NSE	04-May-18	NIITTECH	SMC GLOBAL SECURITIES LTD.	SELL	438775	1031
NSE	04-May-18	NIITTECH	WAY2WEALTH SECURITIES P LTD	SELL	622653	1028
NSE	04-May-18	PCJEWELLER	ALPHAGREP COMMODITIES PRIVATE LIMITED	SELL	3621758	150
NSE	04-May-18	PCJEWELLER	CHANDARANA INTERMEDIARIES BROKERS P. LTD	SELL	2242531	154
NSE	04-May-18	PCJEWELLER	CROSSLAND TRADING CO	SELL	2809180	156
NSE	04-May-18	PCJEWELLER	GENUINE STOCK BROKERS PVT LTD	SELL	4229434	152
NSE	04-May-18	PCJEWELLER	GKN SECURITIES	SELL	3596107	150
NSE	04-May-18	PCJEWELLER	GRAVITON RESEARCH CAPITAL LLP	SELL	2103937	146
NSE	04-May-18	PCJEWELLER	KARVY CONSULTANTS LIMITED	SELL	2277278	152
NSE	04-May-18	PCJEWELLER	PURITY TRADEMAX LLP	SELL	5648840	150
NSE	04-May-18	PCJEWELLER	QE SECURITIES	SELL	3333083	148
NSE	04-May-18	PCJEWELLER	SHAASTRA SECURITIES TRADING PRIVATE LIMITED	SELL	5113746	148
NSE	04-May-18	PCJEWELLER	VAIBHAV STOCK & DERIVATIVES BROKING PVT. LTD	SELL	7845565	154
NSE	04-May-18	PCJEWELLER	WAY2WEALTH SECURITIES P LTD	SELL	2324599	150
NSE	04-May-18	RUCHISOYA	PADMAVATI INVESTMENT	SELL	317651	13
NSE	04-May-18	RUCHISOYA	SARVESH DINESH SHAHRA	SELL	5391793	13
NSE	04-May-18	VETO	SWETSAM STOCK HOLDING PRIVATE LIMITED	SELL	103684	229

**F&O OPEN INTEREST ( Number of Contracts )**

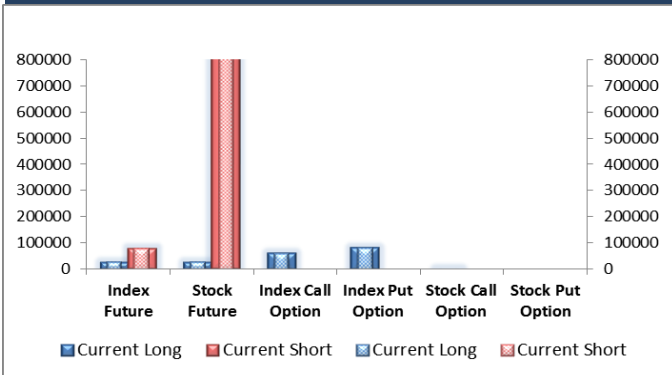
**Individual**



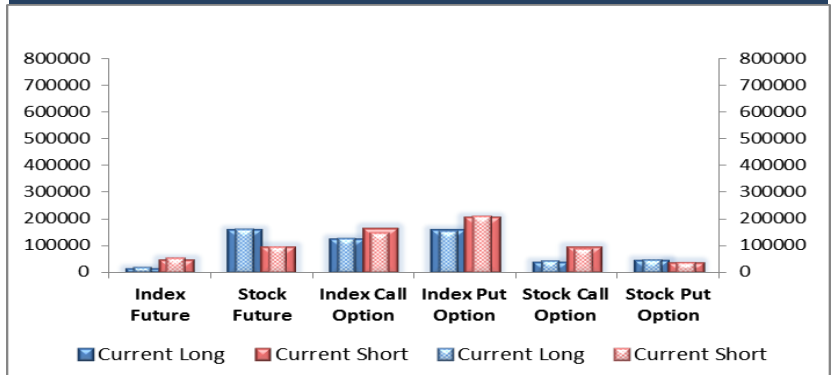
**Foreign Institutions**



**Domestic Institutions**

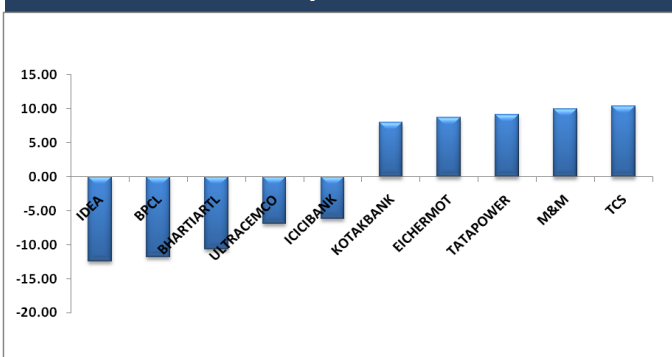


**Proprietary**

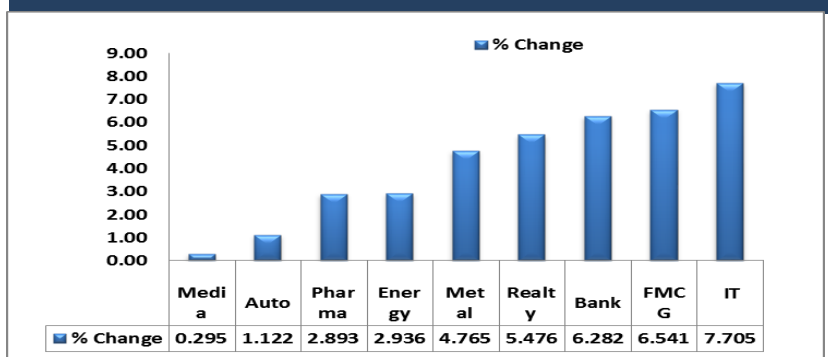


**MARKET MOVERS (1 MONTH CHANGE)**

**Nifty Movers**



**NSE Sectoral Indices Performance**



### Result Calendar Q4FY18

BSE Code	Company Name	Date	BSE Code	Company Name	Date
508571	COCHMAL	07-May-18	500233	KAJARIACER	08-May-18
532610	DWARKESH	07-May-18	533088	MHRIL	08-May-18
500086	EXIDEIND	07-May-18	532416	NEXTMEDIA	08-May-18
526227	FILATEX	07-May-18	540648	PALASHSEC	08-May-18
532809	FSL	07-May-18	509820	PAPERPROD	08-May-18
505893	HINDHARD	07-May-18	503100	PHOENIXLTD	08-May-18
500189	HINDUJAVEN	07-May-18	539346	SADBHIN	08-May-18
532174	ICICIBANK	07-May-18	500674	SANOFI	08-May-18
532706	INOXLEISUR	07-May-18	521194	SILINV	08-May-18
536493	JK AGRI	07-May-18	502742	SINTEX	08-May-18
526179	LUDLOWJUT	07-May-18	500472	SKFINDIA	08-May-18
500680	PFIZER	07-May-18	532872	SPARC	08-May-18
505800	RANEHOLDIN	07-May-18	513151	STINDIA	08-May-18
537254	RCIIND	07-May-18	530445	SUMERUIND	08-May-18
530807	REGALIAA	07-May-18	530185	SURATEX	08-May-18
540797	SHALBY	07-May-18	520113	VESUVIUS	08-May-18
532293	SOFTTECHGR	07-May-18	500238	WHIRLPOOL	08-May-18
531398	SOURCENTRL	07-May-18	532774	AFL	09-May-18
533200	TALWALKARS	07-May-18	533227	AHLEAST	09-May-18
500770	TATACHEM	07-May-18	540616	ARTEMIS	09-May-18
532301	TATACOFFEE	07-May-18	500101	ARVIND	09-May-18
501301	TATAINVEST	07-May-18	538777	ASIACAP	09-May-18
532812	TFL	07-May-18	501833	CHOWGULSTM	09-May-18
540762	TIINDIA	07-May-18	532173	CYBERTECH	09-May-18
521064	TRIDENT	07-May-18	500119	DHAMPURSUG	09-May-18
532401	VIJAYABANK	07-May-18	517437	DUTRON	09-May-18
509055	VISAKAIND	07-May-18	505200	EICHERMOT	09-May-18
512064	VISTR	07-May-18	500125	EIDPARRY	09-May-18
533287	ZEELEARN	07-May-18	530117	FAIRCHEM	09-May-18
504988	ZWELCAST	07-May-18	500469	FEDERALBNK	09-May-18
500002	ABB	08-May-18	532181	GMDCLTD	09-May-18
540691	ABCAPITAL	08-May-18	506879	GUJTHEM	09-May-18
523537	APMIN	08-May-18	524735	HIKAL	09-May-18
505010	AUTOAXLES	08-May-18	504092	INDOKEM	09-May-18
526612	BLUEDART	08-May-18	532150	INDRAMEDCO	09-May-18
502445	CITADEL	08-May-18	502901	JAMSHRI	09-May-18
590031	DENORA	08-May-18	538794	JETINFRA	09-May-18
530023	FORTUNEF	08-May-18	532286	JINDALSTEL	09-May-18
531902	GALLOPENT	08-May-18	530019	JUBILANT	09-May-18
532424	GODREJCP	08-May-18	523207	KOKUYOCMLN	09-May-18
532775	GTINFRA	08-May-18	523457	LINDEINDIA	09-May-18
517372	GUJINTRX	08-May-18	524000	MAGMA	09-May-18
509073	HATHWAYB	08-May-18	521018	MARALOVER	09-May-18
509631	HEG	08-May-18	540749	MASFIN	09-May-18
509635	HINDCOMPOS	08-May-18	532504	NAVINFLUOR	09-May-18
532240	INDNIPPON	08-May-18	500315	ORIENTBANK	09-May-18
533155	JUBLFOOD	08-May-18	500314	ORIENTHOT	09-May-18



530555	PARACABLES	09-May-18	500367	RUBFILA	10-May-18
539889	PARAGMILK	09-May-18	540425	SHANKARA	10-May-18
513532	PRADPME	09-May-18	514454	SOUTLAT	10-May-18
506906	SCBL	09-May-18	500483	TATACOMM	10-May-18
538666	SHARDACROP	09-May-18	504973	TIFHL	10-May-18
540653	SINTEXPLAST	09-May-18	500114	TITAN	10-May-18
539584	SIPTL	09-May-18	532515	TVTODAY	10-May-18
540673	SIS	09-May-18	530131	UDAICEMENT	10-May-18
500403	SUNDRMFAST	09-May-18	539874	UJJIVAN	10-May-18
532284	TCFCFINQ	09-May-18	532477	UNIONBANK	10-May-18
530199	THEMISMED	09-May-18	524394	VIMTALABS	10-May-18
538706	ULTRACAB	09-May-18	532757	VOLTAMP	10-May-18
539097	YOGYA	09-May-18	532553	WELENT	10-May-18
512599	ADANIENT	10-May-18	505537	ZEEL	10-May-18
539254	ADANITRANS	10-May-18	524208	AARTIIND	11-May-18
500710	AKZOINDIA	10-May-18	535755	ABFRL	11-May-18
500877	APOLLOTYRE	10-May-18	532480	ALBK	11-May-18
526125	ARHNTTO	10-May-18	532335	AMBICAAGAR	11-May-18
500820	ASIANPAINT	10-May-18	512195	BENTCOM	11-May-18
503960	BBL	10-May-18	500058	BIHSPONG	11-May-18
509438	BENARAS	10-May-18	514045	BSL	11-May-18
511501	BHARAT	10-May-18	532483	CANBK	11-May-18
500085	CHAMBLFERT	10-May-18	532121	DENABANK	11-May-18
541269	CHEMFABALKA	10-May-18	505714	GABRIEL	11-May-18
500110	CHENNPETRO	10-May-18	530343	GENUSPOWER	11-May-18
520081	ECSTSTL	10-May-18	507815	GILLETTE	11-May-18
500123	ELANTAS	10-May-18	509488	GRAPHITE	11-May-18
523768	GUJBOROS	10-May-18	500676	GSKCONS	11-May-18
532814	INDIANB	10-May-18	517354	HAVELLS	11-May-18
500210	INGERRAND	10-May-18	517571	INDLMETER	11-May-18
509496	ITDCEM	10-May-18	530601	JAGSONFI	11-May-18
533320	JUBLINDS	10-May-18	502937	KESORAMIND	11-May-18
532054	KDDL	10-May-18	507948	KEYCORP	11-May-18
505890	KENNAMET	10-May-18	540775	KHADIM	11-May-18
530813	KRBL	10-May-18	500241	KIRLOSBROS	11-May-18
540222	LAURUSLABS	10-May-18	539521	NAVIGANT	11-May-18
526299	MPHASIS	10-May-18	532529	NDTV	11-May-18
508989	NAVNETEDUL	10-May-18	524558	NEULANLAB	11-May-18
500790	NESTLEIND	10-May-18	540204	NIDL	11-May-18
532698	NITINSPIN	10-May-18	523385	NILKAMAL	11-May-18
500672	NOVARTIND	10-May-18	532466	OFSS	11-May-18
511632	OLYMTFI	10-May-18	517536	ONWARDTEC	11-May-18
531768	POLYMED	10-May-18	500459	PGHH	11-May-18
540544	PSPPROJECT	10-May-18	532647	PROVOGE	11-May-18
509220	PTL	10-May-18	532891	PURVA	11-May-18
539678	QUICKHEAL	10-May-18	500339	RAIN	11-May-18
517522	RAJGLOWIR	10-May-18	530517	RELAXO	11-May-18
530815	REFNOL	10-May-18	533284	RPPINFRA	11-May-18
500350	RSWM	10-May-18	532163	SAREGAMA	11-May-18

### Narnolia Earning Estimate Q4FY18

Date	Company Name	Sale			EBITDA			PAT		
			YoY	QoQ		YoY	QoQ		YoY	QoQ
		Mar-18	Growth	Growth	Mar-18	Growth	Growth	Mar-18	Growth	Growth
7-May-18	EXIDEIND	2404	21.93	5.57	316	22.63	11.79	184	11.64	19.23
7-May-18	ICICIBANK	5833	(2.18)	2.19	8549	67.20	69.00	1377	(32.00)	(16.50)
8-May-18	GODREJCP	2544	6.91	(2.30)	616	13.78	7.63	437	14.18	1.10
9-May-18	EICHERMOT	2531	34.05	11.52	797	36.30	12.70	580	26.25	11.39
9-May-18	FEDERALBNK	980	16.33	3.12	640	16.58	14.03	273	6.39	4.95
9-May-18	JUBILANT	2126	29.50	2.80	446	46.40	7.10	221	48.40	4.00
10-May-18	ASIANPAINT	4560	15.37	7.07	804	12.91	(9.76)	531	10.67	(6.34)
10-May-18	NESTLEIND	2852	15.20	10.16	596	16.66	(5.82)	388	24.10	(8.38)
10-May-18	TITAN	3952	15.18	(7.52)	382	40.34	(9.52)	297	46.30	5.29
11-May-18	HAVELLS	2459	43.84	25.09	323	40.66	23.16	210	22.47	21.14
12-May-18	JKCEMENT	1207	18.70	14.54	252	3.70	10.72	139	3.30	26.00

### Street Consensus Earning Estimate Q4FY18

Date	Company Name	Sale			EBITDA			PAT		
			YoY	QoQ		YoY	QoQ		YoY	QoQ
		Mar-18	Growth	Growth	Mar-18	Growth	Growth	Mar-18	Growth	Growth
7-May-18	TATACHEM	2728	598	252.30	(6.50)	6	22.60	6.20	2	5.40
8-May-18	ABB	2558	248	138.00	17.98	(8)	44.60	(15.60)	56	(19.50)
8-May-18	JUBFOOD	748	116	55.00	22.08	(6)	91.70	(15.22)	269	(16.65)
8-May-18	KAJARIACER	778	136	73.80	8.00	18	4.10	23.90	4	35.80
8-May-18	MHRIL	298	55	32.10	(4.00)	11	(8.00)	(5.80)	1	1.20
8-May-18	SANOFI	640	138	86.30	15.70	(5)	36.40	3.00	44	13.50
8-May-18	SKFINDIA	722	116	80.90	10.40	3	45.90	(5.70)	40	(6.10)
8-May-18	VESUVIUS	255	46	27.70	12.00	12	15.00	11.00	18	13.90
8-May-18	WHIRLPOOL	1167	136	85.40	15.00	22	9.50	53.00	15	60.70
9-May-18	ARVIND	2817	257	82.00	14.29	4	11.48	3.49	(22)	(7.23)
9-May-18	JINDALSTEL	7893	1954	(213.10)	21.70	11	25.90	21.60		
9-May-18	MASFIN	81	58	29.40	67.00	10	77.60	13.50	97	16.10
9-May-18	PARAGMILK	501	54	24.70	17.00	(4)	3.90	(8.40)	(25)	(3.10)
9-May-18	SHARDACROP	702	163	85.40	18.10	116	0.00	327.30	(14)	761.60
9-May-18	SIS	1571	93	50.50		2	34.20	10.50	68	8.50
10-May-18	APOLLOTYRE	3952	521	244.20	18.80	(2)	40.80	4.90	7	(0.50)
10-May-18	LAURUSLABS	568	120	57.00	19.97	19	1.10	37.42	(23)	63.34
10-May-18	MPHASIS	1741	296	249.20	15.60	5	24.10	7.90	29	15.90
10-May-18	NAVNETEDUL	307	55	39.00	46.50	76	96.90	169.00	131	228.70
10-May-18	TATACOMM	4158	613	6.40	(3.12)	1	22.01	0.04	(90)	
10-May-18	UJIVAN	237	85	27.70	73.00	9	104.00	13.00	43	(6.00)
10-May-18	UNIONBANK	2408	1475	(1309.30)	1.00	(5)	(31.00)	(11.00)	(1303)	5.00
10-May-18	ZEEL	1687	443	168.00	10.37	(8)	(5.55)	(25.47)	(58)	(47.90)
11-May-18	AARTIIND	1009	175	85.60	20.90	2	14.60	(1.60)	15	(5.10)
11-May-18	ABFRL	1732	130	26.90	7.30	(7)	14.00	(5.90)	23	(23.10)
11-May-18	CANBK	3290	2183	(653.10)	21.00	(11)	(27.00)	(23.00)	(405)	(619.00)
11-May-18	GSKCONS	1165	241	187.00	5.77	13	11.01	18.15	6	14.28
11-May-18	PGHH	643	183	115.60	12.00	(9)	18.70	(13.20)	16	(11.90)
11-May-18	RAIN	3624	774	367.30	46.80	15	75.40	12.70	191	8.90
11-May-18	SOLARINDS	569	121	65.20	28.80	22	31.30	15.70	19	20.30

### Result Q4FY18

BSE Code	Company Name	Sale	Sale Growth	PAT	PAT Growth
500425	AMBUJACEM	6459	14.69	514.35	30
532938	CAPF	1094	45.51	95.25	34
513375	CARBORUNIV	638	16.55	62.30	40
505700	ELECON	437	3.83	53.38	80
500620	GESHIP	768	4.01	(418.18)	1124
533150	GODREJPROP	521	20.85	141.51	126
521016	ICIL	405	(13.34)	26.79	(45)
539276	KAYA	97	(13.59)	(7.83)	(3363)
532541	NIITTECH	789	5.92	58.40	(42)
500730	NOCIL	276	32.00	50.95	100

### Economic Calendar

Country	Monday 7th May 18	Tuesday 8th May 18	Wednesday 9th May 18	Thursday 10th May 18	Friday 11th May 18
US	German Factory Orders m/m , Italian Retail Sales m/m , Sentix Investor Confidence , BRC Retail Sales Monitor y/y	NFIB Small Business Index , JOLTS Job Openings , IBD/TIPP Economic Optimism , Loan Officer Survey	PPI m/m , Core PPI m/m , Final Wholesale Inventories m/m , Crude Oil Inventories , 10-y Bond Auction	CPI m/m , Core CPI m/m , 30-y Bond Auction , Federal Budget Balance	Import Prices m/m , Prelim UoM Consumer Sentiment, Prelim UoM Inflation Expectations
UK/EURO ZONE	Consumer Credit m/m	German Industrial Production m/m , German Trade Balance , French Gov Budget Balance , French Trade Balance , Halifax HPI m/m , EU Economic Forecasts		French Industrial Production m/m , ECB Economic Bulletin , Italian Industrial Production m/m , Manufacturing Production m/m, BOE Inflation Report , MPC Official Bank Rate Votes, Monetary Policy Summary, Official Bank Rate	French Final CPI m/m , French Prelim Private Payrolls q/q
INDIA					





## Narnolia Securities Ltd

201 | 2nd Floor | Marble Arch Building | 236B-AJC Bose  
Road | Kolkata-700 020 , Ph : 033-40501500

email: [narnolia@narnolia.com](mailto:narnolia@narnolia.com),  
website : [www.narnolia.com](http://www.narnolia.com)

**Risk Disclosure & Disclaimer:** This report/message is for the personal information of the authorized recipient and does not construe to be any investment, legal or taxation advice to you. Narnolia Securities Ltd. (Hereinafter referred as NSL) is not soliciting any action based upon it. This report/message is not for public distribution and has been furnished to you solely for your information and should not be reproduced or redistributed to any other person in any form. The report/message is based upon publicly available information, findings of our research wing "East wind" & information that we consider reliable, but we do not represent that it is accurate or complete and we do not provide any express or implied warranty of any kind, and also these are subject to change without notice. The recipients of this report should rely on their own investigations, should use their own judgment for taking any investment decisions keeping in mind that past performance is not necessarily a guide to future performance & that the the value of any investment or income are subject to market and other risks. Further it will be safe to assume that NSL and /or its Group or associate Companies, their Directors, affiliates and/or employees may have interests/ positions, financial or otherwise, individually or otherwise in the recommended/mentioned securities/mutual funds/ model funds and other investment products which may be added or disposed including & other mentioned in this report/message.