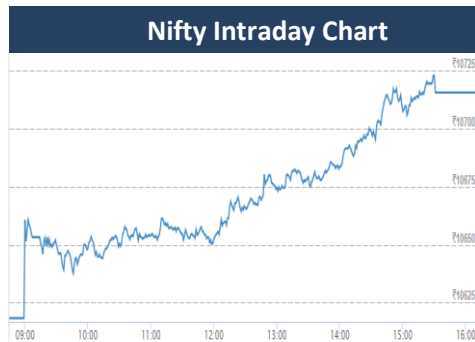


### KEY LEVELS

Support 1 : 10680  
Support 1 : 10650

Resistance 1 : 10750  
Resistance 2 : 10800



### Event Today

#### Result

ABB, ABCAPITAL, BLUEDART, GODREJCP,  
HATHWAYB, HEG, JUBLFOOD, MHRIL,  
PAPERPROD, PHOENIXLTD, SANOFI,  
SINTEX, SKFINDIA, VESUVIUS,  
WHIRLPOOL

#### Concall

Tata Coffee : 11:00 AM  
Visaka Inds : 11:00 AM  
Cera Sanitary : 11:00 PM,  
Rane Holdings : 3:00 PM  
Godrej Cons :4:00 PM ,  
Aro Granite : 4:00 PM  
Aditya Birla Ca : 4:00 PM  
Jubilant Food : 4:30 PM  
Novelis Inc : 5:30 PM  
Sintex : 5:00 pm

#### Income Distribution

IRBINVIT  
( Exdate : 8.5.2018 )

#### Bonus issue

RPEL ( Ratio : 2:5)  
( Exdate : 8.5.2018 )

### Market Outlook

Indian equities gave a sharp up move throughout the day on Monday and after opening on a subdued note, Nifty continuously rose to make a high of 10723.65. At the end of the day the index closed at 10715.50. It had a net gain of 0.92% over the previous trading day's close. The midcap and small cap indices under-performed the bench mark index and closed the day after gaining 0.7% each.

On the sectoral front, banking, auto and FMCG indices were the main catalysts of the up move. However IT and Pharmaceuticals indices have shown some weakness. The breadth of the market was slightly positive with more advances than declines.

Nifty's Range 10650-10750!!

Monday, Nifty opened around 10653, made a low of 10635, then after making a high of 10725 closed around 10715(+97), however entire day trading range was 90 points.

Index witnessed a bounce back near our mentioned support of 10600 levels after the formation of Three Black Crow. We anticipate that consolidation may continue for some more time before any fresh movement in the market.

Key resistances are around 10750-10800 and immediate supports are seen around 10680-10650.

### Market

Market	Value	% Change
<b>Morning Traded Market</b>		
SGX NIFTY	10,772.00	0.24%
NIKKIE	22,548.31	0.36%
HANG SENG	30,327.43	1.10%
<b>Yesterday Closing Market</b>		
Sensex	35,208.14	0.84%
Nifty	10,715.50	0.92%
DOW	24,357.32	0.39%
NASDAQ	7,265.21	0.77%
CAC	5,531.42	0.28%
DAX	12,948.14	0.99%
FTSE	7,567.14	0.85%
EW ALL SHARE	19,567.32	0.71%

% Change in 1 day

### Commodity Price ( Yesterday Closing )

Commodity/Currencies	Value	% Change
GOLD	31258.00	0.46%
SILVER	39911.00	0.45%
CRUDEOIL	75.58	-0.77%
NATURALGAS	184.80	1.37%
DOLLAR/RS.	67.14	0.41%
EURO/RS.	79.98	-0.01%
POUND/RS.	90.86	0.20%

% Change in 1 day

### Institutional Turnover

FII			
Investor	Buy(Cr.)	Sale(Cr.)	Net(Cr.)
07-May-18	3842	4477	(635)
May-18	19840	22777	(2937)
2018	466835	478775	(11940)
DII			
Investor	Buy(Cr.)	Sale(Cr.)	Net(Cr.)
07-May-18	3353	2315	1037
May-18	12332	10624	1708
2018	334987	300338	34649

**Quote of the Day** : "Warren (Buffett) and I have skills that could easily be taught to other people... But Warren and I are better at tuning out the standard stupidities." **Charles Munger**

**SHOPERSTOP**

"BUY"

8th May 2018

Company ongoing restructuring exercise, efforts to shut down the non-core business and fortify its presence in the higher share of private label brands. Strong CAPEX guidance, focus on store expansion plan, cost control and recent tie up with Amazon will enable shopper shop to revive its top line and margin. Management efforts to strengthen the balance sheet by utilizing the proceeds of divestment in Hypercity, Nuance Group & Timezone towards payment of debt thus improving Debt Equity Ratio and Return Ratios. The company is working hard to benchmark its brand among the peers in pricing, positioning, diversity of products, customer experiences and loyalty schemes. While the management is focused on the growth momentum of the company and we have a positive view of the retail sector but yet the number has not reflected in the results. Currently, the stock is trading at Rs568 (80\*FY18 EPS), this stock is under review.

**BAJAJCORP**

"BUY"

7th May 2018

Bajajcorp's result is in line with our estimates, sales grew by 8% YoY to Rs 222 cr while PAT has shown an improvement of 5% to Rs 55 cr. Going forward, we expect better growth for Bajaj Corp led by bounce back of rural economy on account of good monsoon, higher MSP's and government's rural initiatives. The company has strong balance sheet with ~3% dividend yield. We expect 47% and 51% ROE for BAJAJCORP in FY19 and FY20 respectively. We value it at 32 times of FY20's EPS and recommend BUY with the previous target price of Rs570.

\*For details, refer to our daily report- *India Equity Analytics*

**Top News**

**Radico Khaitan Expects Double-Digit Revenue Growth In 2018-19 . Radico Khaitan expects double-digit growth in its revenue during the current financial year . Key highlights form the conversation:**

Business back to normalcy from October after GST, highway ban. Witnessed growth the brand business in the last two quarters. Premium brands growing at over 10 percent, popular brands also doing well. Expect double-digit growth in prestige and above brands in 2018-19.

Will reap the benefits from excise policy shift in Uttar Pradesh. Focus on free cash flow, net debt reduced to Rs 570 crore at the end of March 2018. See a significant reduction in debt by 2020, should be debt free by 2021.

Expect margins to be sustainable due to benign raw material prices.

Operating margins should continue to improve for 2-3 years.

Interest costs to fall as Radico Khaitan reduces debt.

Expect total comprehensive income to grow faster.

Expect double-digit topline growth in 2018-19

Paid off Rs 215 crore debt in the previous financial year, will cut debt at a faster rate in the current and the next financial year.

See good consumer demand in Uttar Pradesh.

U.P. excise policy shift will benefit large players.

Expect 15-20 percent industry growth in U.P.

Expect to do better than the industry average in U.P.

Large players to benefit post consolidation in the liquor industry.

Penetration, per capita consumption of liquor is still low in India.

As GDP and per capita income grows, so will discretionary spend

**>>Orient Cement Management Key highlights form the conversation:**

Witnessing steady demand in semi rural/urban areas.

Demand in first 4-5 weeks of this quarter far more robust than the last year.

Clarity on JP acquisition should emerge by May.

Prices expected to be stable going forward.

Industry volume growth robust, demand is strong.

Operating at 80 percent capacity utilisation which is very satisfying.

Tax provisions hit profit in March quarter.

**>> Vedanta Management Key highlights from the conversation:**

Expect to ramp-up our alumina refinery this year.

The company will use high-quality bauxite from Odisha this year.

Expect to improve our power plant and coal efficiency this year.

The cost of production will reduce 2018-19

Company is targeting cost production of \$150/tonne.

For overall value creation, we are working on sales realisation.

Will improve our valued added products percentage.

Company is developing new mine for pre-stripping.

Iron ore business in Karnataka has improved.

Expect volumes to improve in Karnataka.

**>> IRB Infra Chairman and Managing Director Guideline :**

Topline flat despite transfer of seven assets to investment trust.

Three Rajasthan projects have started construction & tolling.

Two other assets in Maharashtra, Rajasthan have started earnings revenue.

Have two under-construction assets where tolling is yet to commence.

Under-construction projects should start earning revenue in 2018-19.

Have guided for a Rs 10,000 crore topline and Rs 1,000 crore bottomline by March 2020.

Bot segment will have margins of 85-86 percent.

Confident of retaining profit margins in 10-11 percent range.

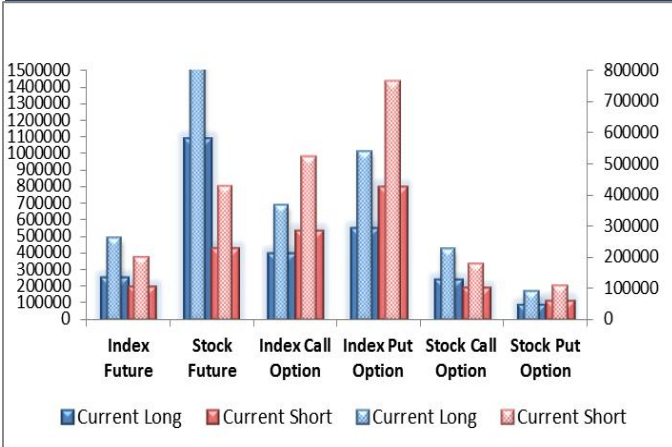
Expect order addition worth Rs 7,000-9,000 crore in 2018-19.

### Block Deal

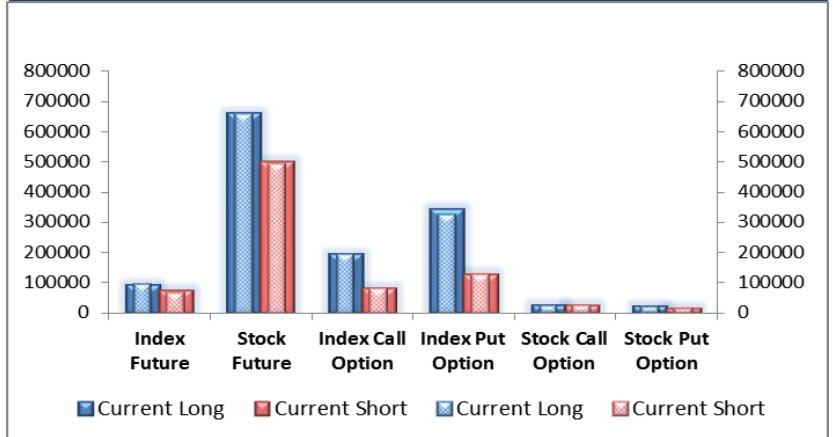
Exchange	Deal Date	Company	Client Name	Deal Type	Quantity	Price
NSE	07-May-18	BEML	M/S TATA AIG LIFE INSURANCE COMPANY LTD	BUY	290079	1062
NSE	07-May-18	JUSTDIAL	SHAASTRA SECURITIES TRADING PRIVATE LIMITED	BUY	602288	432
NSE	07-May-18	KARDA	A S CONFIN PVT.LTD.	BUY	111284	194
NSE	07-May-18	KARDA	BHUMIKA SUMIT DESAI	BUY	74113	194
NSE	07-May-18	MCDHOLDING	MAYUR SAH	BUY	75250	42
NSE	07-May-18	PCJEWELLER	ALPHAGREP COMMODITIES PRIVATE LIMITED	BUY	1983827	232
NSE	07-May-18	PCJEWELLER	CHANDARANA INTERMEDIARIES BROKERS P. LTD	BUY	2249311	231
NSE	07-May-18	PCJEWELLER	CROSSLAND TRADING CO	BUY	2433751	233
NSE	07-May-18	PCJEWELLER	GENUINE STOCK BROKERS PVT LTD	BUY	4305342	227
NSE	07-May-18	PCJEWELLER	GKN SECURITIES	BUY	2936524	221
NSE	07-May-18	PCJEWELLER	GRAVITON RESEARCH CAPITAL LLP	BUY	1979306	229
NSE	07-May-18	PCJEWELLER	MAHAVEER EQUIBIZ	BUY	2306851	229
NSE	07-May-18	PCJEWELLER	N.K. SECURITIES	BUY	3996376	223
NSE	07-May-18	PCJEWELLER	PURITY TRADEMAX LLP	BUY	4951199	227
NSE	07-May-18	PCJEWELLER	QE SECURITIES	BUY	3012604	230
NSE	07-May-18	PCJEWELLER	SALUTE ADVISORY LLP	BUY	1447719	232
NSE	07-May-18	PCJEWELLER	SHAASTRA SECURITIES TRADING PRIVATE LIMITED	BUY	5370098	229
NSE	07-May-18	PCJEWELLER	VAIBHAV STOCK & DERIVATIVES BROKING PVT. LTD	BUY	11479195	229
NSE	07-May-18	RUCHISOYA	MARFATIA NISHIL SURENDRA	BUY	4743552	15
NSE	07-May-18	SMARTLINK	MONEY GROW INVESTMENT	BUY	172864	112
NSE	07-May-18	SPMLINFRA	ASHWIN STOCKS AND INVESTMENT PRIVATE LIMITED	BUY	197633	118
NSE	07-May-18	SUMEETINDS	CHIRAG NARENDRA MODH	BUY	524705	15
NSE	07-May-18	SUMEETINDS	NIRAJ LAHERCHAND MODI	BUY	1010000	16
NSE	07-May-18	SUNDARAM	ARCADIA SHARE & STOCK BROKERS PRIVATE LIMITED	BUY	1605420	3
NSE	07-May-18	JUSTDIAL	SHAASTRA SECURITIES TRADING PRIVATE LIMITED	SELL	602288	432
NSE	07-May-18	KARDA	A S CONFIN PVT.LTD.	SELL	111284	195
NSE	07-May-18	KARDA	BHUMIKA SUMIT DESAI	SELL	15900	192
NSE	07-May-18	NIITTECH	ASCENSION HEALTH MASTER PENSION TRUST	SELL	410637	1029
NSE	07-May-18	PCJEWELLER	ALPHAGREP COMMODITIES PRIVATE LIMITED	SELL	1980651	232
NSE	07-May-18	PCJEWELLER	CHANDARANA INTERMEDIARIES BROKERS P. LTD	SELL	1757234	228
NSE	07-May-18	PCJEWELLER	CROSSLAND TRADING CO	SELL	2433751	233
NSE	07-May-18	PCJEWELLER	GENUINE STOCK BROKERS PVT LTD	SELL	4305342	227
NSE	07-May-18	PCJEWELLER	GKN SECURITIES	SELL	2936524	221
NSE	07-May-18	PCJEWELLER	GRAVITON RESEARCH CAPITAL LLP	SELL	1979306	229
NSE	07-May-18	PCJEWELLER	MAHAVEER EQUIBIZ	SELL	2306851	229
NSE	07-May-18	PCJEWELLER	N.K. SECURITIES	SELL	3996376	223
NSE	07-May-18	PCJEWELLER	PURITY TRADEMAX LLP	SELL	4951199	228
NSE	07-May-18	PCJEWELLER	QE SECURITIES	SELL	3012604	229
NSE	07-May-18	PCJEWELLER	SALUTE ADVISORY LLP	SELL	2039000	221
NSE	07-May-18	PCJEWELLER	SHAASTRA SECURITIES TRADING PRIVATE LIMITED	SELL	5370098	229
NSE	07-May-18	PCJEWELLER	VAIBHAV STOCK & DERIVATIVES BROKING PVT. LTD	SELL	11479200	229
NSE	07-May-18	RUCHISOYA	MARFATIA NISHIL SURENDRA	SELL	4743552	15
NSE	07-May-18	SMARTLINK	MONEY GROW INVESTMENT	SELL	172864	113
NSE	07-May-18	SPMLINFRA	ASHWIN STOCKS AND INVESTMENT PRIVATE LIMITED	SELL	158633	118
NSE	07-May-18	SUNDARAM	ARCADIA SHARE & STOCK BROKERS PRIVATE LIMITED	SELL	22500	3
NSE	07-May-18	SUNILHITEC	MONEYWISE FINANCIAL SERVICES PRIVATE LTD	SELL	2645783	6

**F&O OPEN INTEREST ( Number of Contracts )**

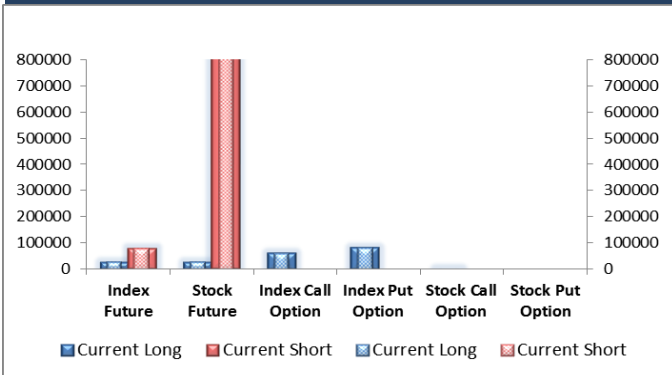
**Individual**



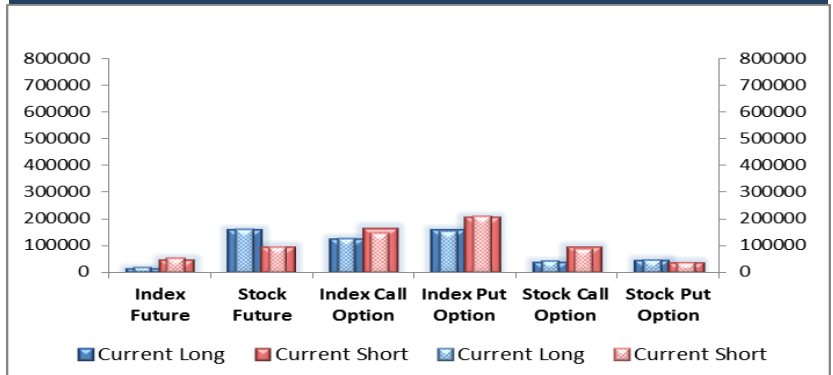
**Foreign Institutions**



**Domestic Institutions**

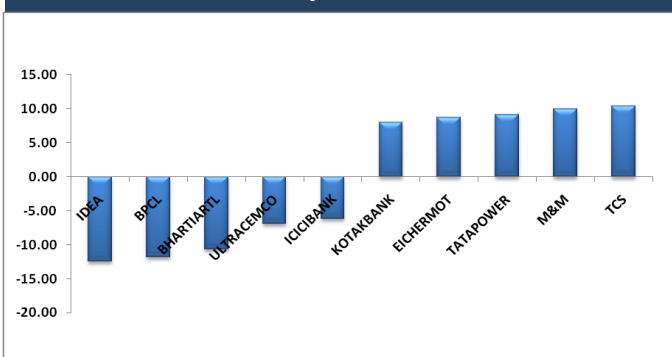


**Proprietary**

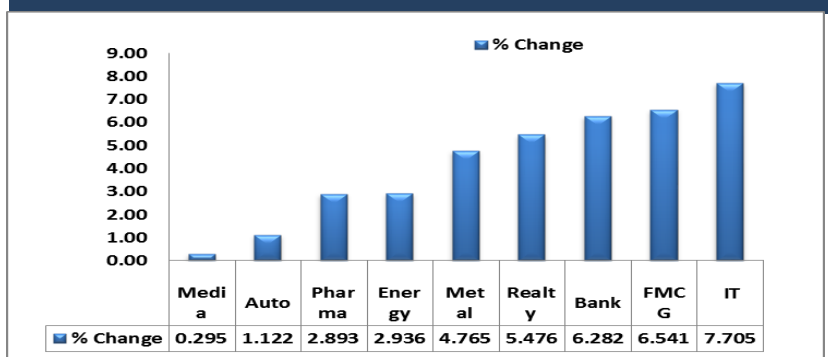


**MARKET MOVERS (1 MONTH CHANGE)**

**Nifty Movers**



**NSE Sectoral Indices Performance**



### Result Calendar Q4FY18

BSE Code	Company Name	Date	BSE Code	Company Name	Date
500002	ABB	08-May-18	532181	GMDCLTD	09-May-18
540691	ABCAPITAL	08-May-18	506879	GUJTHEM	09-May-18
523537	APMIN	08-May-18	524735	HIKAL	09-May-18
505010	AUTOAXLES	08-May-18	504092	INDOKEM	09-May-18
526612	BLUEDART	08-May-18	532150	INDRAMEDCO	09-May-18
502445	CITADEL	08-May-18	502901	JAMSHRI	09-May-18
590031	DENORA	08-May-18	538794	JETINFRA	09-May-18
530023	FORTUNEF	08-May-18	532286	JINDALSTEL	09-May-18
531902	GALLOPENT	08-May-18	530019	JUBILANT	09-May-18
532424	GODREJCP	08-May-18	523207	KOKUYOCLN	09-May-18
532775	GTLINFRA	08-May-18	523457	LINDEINDIA	09-May-18
517372	GUJINTRX	08-May-18	524000	MAGMA	09-May-18
509073	HATHWAYB	08-May-18	521018	MARALOVER	09-May-18
509631	HEG	08-May-18	540749	MASFIN	09-May-18
509635	HINDCOMPOS	08-May-18	532504	NAVINFLUOR	09-May-18
532240	INDNIPPON	08-May-18	500314	ORIENTHOT	09-May-18
533155	JUBLFOOD	08-May-18	530555	PARACABLES	09-May-18
500233	KAJARIACER	08-May-18	539889	PARAGMILK	09-May-18
533088	MHRIL	08-May-18	513532	PRADPME	09-May-18
532416	NEXTMEDIA	08-May-18	506906	SCBL	09-May-18
540648	PALASHSEC	08-May-18	538666	SHARDACROP	09-May-18
509820	PAPERPROD	08-May-18	540653	SINTEXPLAST	09-May-18
503100	PHOENIXLTD	08-May-18	539584	SIPTL	09-May-18
539346	SADBHIN	08-May-18	540673	SIS	09-May-18
500674	SANOFI	08-May-18	500403	SUNDRMFAST	09-May-18
521194	SILINV	08-May-18	532284	TCFCFINQ	09-May-18
502742	SINTEX	08-May-18	530199	THEMISMED	09-May-18
500472	SKFINDIA	08-May-18	538706	ULTRACAB	09-May-18
532872	SPARC	08-May-18	539097	YOGYA	09-May-18
513151	STINDIA	08-May-18	512599	ADANIENT	10-May-18
530445	SUMERUIND	08-May-18	539254	ADANITRANS	10-May-18
530185	SURATEX	08-May-18	500710	AKZOINDIA	10-May-18
520113	VESUVIUS	08-May-18	500877	APOLLOTYRE	10-May-18
500238	WHIRLPOOL	08-May-18	526125	ARHNTTO	10-May-18
532774	AFL	09-May-18	500820	ASIANPAINT	10-May-18
533227	AHLEAST	09-May-18	503960	BBL	10-May-18
540616	ARTEMIS	09-May-18	509438	BENARAS	10-May-18
500101	ARVIND	09-May-18	511501	BHARAT	10-May-18
538777	ASIACAP	09-May-18	500085	CHAMBLFERT	10-May-18
501833	CHOWGULSTM	09-May-18	541269	CHEMFABALKA	10-May-18
532173	CYBERTECH	09-May-18	500110	CHENNPETRO	10-May-18
500119	DHAMPURSUG	09-May-18	520081	ECSTSTL	10-May-18
517437	DUTRON	09-May-18	500123	ELANTAS	10-May-18
505200	EICHERMOT	09-May-18	523768	GUJBOROS	10-May-18
500125	EIDPARRY	09-May-18	532814	INDIANB	10-May-18
530117	FAIRCHEM	09-May-18	500210	INGERRAND	10-May-18
500469	FEDERALBNK	09-May-18	509496	ITDCEM	10-May-18

533320	JUBLINDS	10-May-18	502937	KESORAMIND	11-May-18
532054	KDDL	10-May-18	507948	KEYCORP	11-May-18
505890	KENNAMET	10-May-18	540775	KHADIM	11-May-18
530813	KRBL	10-May-18	500241	KIRLOSBROS	11-May-18
540222	LAURUSLABS	10-May-18	539521	NAVIGANT	11-May-18
526299	MPHASIS	10-May-18	532529	NDTV	11-May-18
508989	NAVNETEDUL	10-May-18	524558	NEULANDLAB	11-May-18
500790	NESTLEIND	10-May-18	540204	NIDL	11-May-18
532698	NITINSPIN	10-May-18	523385	NILKAMAL	11-May-18
500672	NOVARTIND	10-May-18	532466	OFSS	11-May-18
511632	OLYMTFI	10-May-18	517536	ONWARDTEC	11-May-18
531768	POLYMED	10-May-18	500459	PGHH	11-May-18
540544	PSPPROJECT	10-May-18	532647	PROVOGE	11-May-18
509220	PTL	10-May-18	532891	PURVA	11-May-18
539678	QUICKHEAL	10-May-18	500339	RAIN	11-May-18
517522	RAJGLOWIR	10-May-18	530517	RELAXO	11-May-18
530815	REFNOL	10-May-18	533284	RPPINFRA	11-May-18
500350	RSWM	10-May-18	532163	SAREGAMA	11-May-18
500367	RUBFILA	10-May-18	523449	SHARP	11-May-18
540425	SHANKARA	10-May-18	520086	SICAL	11-May-18
514454	SOUTLAT	10-May-18	539494	SMARTFIN	11-May-18
500483	TATACOMM	10-May-18	532419	SMARTLINK	11-May-18
504973	TIFHL	10-May-18	532725	SOLARINDS	11-May-18
500114	TITAN	10-May-18	524667	SOTL	11-May-18
532515	TVTODAY	10-May-18	500285	SPICEJET	11-May-18
530131	UDAICEMENT	10-May-18	539217	SRESTHA	11-May-18
539874	UJJIVAN	10-May-18	532733	SUNTV	11-May-18
532477	UNIONBANK	10-May-18	532782	SUTLEJTEX	11-May-18
524394	VIMTALABS	10-May-18	539353	SWARAJAUTO	11-May-18
532757	VOLTAMP	10-May-18	500800	TATAGLOBAL	11-May-18
532553	WELENT	10-May-18	511730	TRCFIN	11-May-18
505537	ZEEL	10-May-18	532513	TVSELECT	11-May-18
524208	AARTIIND	11-May-18	532505	UCOBANK	11-May-18
535755	ABFRL	11-May-18	531266	VSTTILLERS	11-May-18
532480	ALBK	11-May-18	505533	WESTLIFE	11-May-18
532335	AMBICAAGAR	11-May-18	512367	ZSHERAPR	11-May-18
512195	BENTCOM	11-May-18	512291	ZSPEEDCO	11-May-18
500058	BIHSPONG	11-May-18	533029	ALKALI	12-May-18
514045	BSL	11-May-18	500032	BAJAJHIND	12-May-18
532483	CANBK	11-May-18	532726	GALLANTT	12-May-18
532121	DENABANK	11-May-18	533265	GALLISPAT	12-May-18
505714	GABRIEL	11-May-18	532644	JKCEMENT	12-May-18
530343	GENUSPOWER	11-May-18	513509	KALYANIFRG	12-May-18
507815	GILLETTE	11-May-18	504392	KRISHNA	12-May-18
509488	GRAPHITE	11-May-18	533007	LGBFORGE	12-May-18
500676	GSKCONS	11-May-18	540192	LKPSEC	12-May-18
517354	HAVELLS	11-May-18	533344	PFS	12-May-18
517571	INDLMETER	11-May-18	507966	RASRESOR	12-May-18
530601	JAGSONFI	11-May-18	532005	SAMINDUS	12-May-18

### Narnolia Earning Estimate Q4FY18

Date	Company Name	Sale			EBITDA			PAT		
			YoY	QoQ		YoY	QoQ		YoY	QoQ
		Mar-18	Growth	Growth	Mar-18	Growth	Growth	Mar-18	Growth	Growth
7-May-18	EXIDEIND	2404	21.93	5.57	316	22.63	11.79	184	11.64	19.23
7-May-18	ICICIBANK	5833	(2.18)	2.19	8549	67.20	69.00	1377	(32.00)	(16.50)
8-May-18	GODREJCP	2544	6.91	(2.30)	616	13.78	7.63	437	14.18	1.10
9-May-18	EICHERMOT	2531	34.05	11.52	797	36.30	12.70	580	26.25	11.39
9-May-18	FEDERALBNK	980	16.33	3.12	640	16.58	14.03	273	6.39	4.95
9-May-18	JUBILANT	2126	29.50	2.80	446	46.40	7.10	221	48.40	4.00
10-May-18	ASIANPAINT	4560	15.37	7.07	804	12.91	(9.76)	531	10.67	(6.34)
10-May-18	NESTLEIND	2852	15.20	10.16	596	16.66	(5.82)	388	24.10	(8.38)
10-May-18	TITAN	3952	15.18	(7.52)	382	40.34	(9.52)	297	46.30	5.29
11-May-18	HAVELLS	2459	43.84	25.09	323	40.66	23.16	210	22.47	21.14
12-May-18	JKCEMENT	1207	18.70	14.54	252	3.70	10.72	139	3.30	26.00

### Street Consensus Earning Estimate Q4FY18

Date	Company Name	Sale			EBITDA			PAT		
			YoY	QoQ		YoY	QoQ		YoY	QoQ
		Mar-18	Growth	Growth	Mar-18	Growth	Growth	Mar-18	Growth	Growth
7-May-18	TATACHEM	2728	598	252.30	(6.50)	6	22.60	6.20	2	5.40
8-May-18	ABB	2558	248	138.00	17.98	(8)	44.60	(15.60)	56	(19.50)
8-May-18	JUBFOOD	748	116	55.00	22.08	(6)	91.70	(15.22)	269	(16.65)
8-May-18	KAJARIACER	778	136	73.80	8.00	18	4.10	23.90	4	35.80
8-May-18	MHRIL	298	55	32.10	(4.00)	11	(8.00)	(5.80)	1	1.20
8-May-18	SANOFI	640	138	86.30	15.70	(5)	36.40	3.00	44	13.50
8-May-18	SKFINDIA	722	116	80.90	10.40	3	45.90	(5.70)	40	(6.10)
8-May-18	VESUVIUS	255	46	27.70	12.00	12	15.00	11.00	18	13.90
8-May-18	WHIRLPOOL	1167	136	85.40	15.00	22	9.50	53.00	15	60.70
9-May-18	ARVIND	2817	257	82.00	14.29	4	11.48	3.49	(22)	(7.23)
9-May-18	JINDALSTEL	7893	1954	(213.10)	21.70	11	25.90	21.60		
9-May-18	MASFIN	81	58	29.40	67.00	10	77.60	13.50	97	16.10
9-May-18	PARAGMILK	501	54	24.70	17.00	(4)	3.90	(8.40)	(25)	(3.10)
9-May-18	SHARDACROP	702	163	85.40	18.10	116	0.00	327.30	(14)	761.60
9-May-18	SIS	1571	93	50.50		2	34.20	10.50	68	8.50
10-May-18	APOLLOTYRE	3952	521	244.20	18.80	(2)	40.80	4.90	7	(0.50)
10-May-18	LAURUSLABS	568	120	57.00	19.97	19	1.10	37.42	(23)	63.34
10-May-18	MPHASIS	1741	296	249.20	15.60	5	24.10	7.90	29	15.90
10-May-18	NAVNETEDUL	307	55	39.00	46.50	76	96.90	169.00	131	228.70
10-May-18	TATACOMM	4158	613	6.40	(3.12)	1	22.01	0.04	(90)	
10-May-18	UJIVAN	237	85	27.70	73.00	9	104.00	13.00	43	(6.00)
10-May-18	UNIONBANK	2408	1475	(1309.30)	1.00	(5)	(31.00)	(11.00)	(1303)	5.00
10-May-18	ZEEL	1687	443	168.00	10.37	(8)	(5.55)	(25.47)	(58)	(47.90)
11-May-18	AARTIIND	1009	175	85.60	20.90	2	14.60	(1.60)	15	(5.10)
11-May-18	ABFRL	1732	130	26.90	7.30	(7)	14.00	(5.90)	23	(23.10)
11-May-18	CANBK	3290	2183	(653.10)	21.00	(11)	(27.00)	(23.00)	(405)	(619.00)
11-May-18	GSKCONS	1165	241	187.00	5.77	13	11.01	18.15	6	14.28
11-May-18	PGHH	643	183	115.60	12.00	(9)	18.70	(13.20)	16	(11.90)
11-May-18	RAIN	3624	774	367.30	46.80	15	75.40	12.70	191	8.90
11-May-18	SOLARINDS	569	121	65.20	28.80	22	31.30	15.70	19	20.30

### Result Q4FY18

BSE Code	Company Name	Sale	Sale Growth	PAT	PAT Growth
532174	ICICIBANK	6022	1.00	1020.00	(50)
500680	PFIZER	520	19.00	152.50	43
536493	JK Agri Genetics	51	20.00	5.60	
501301	TATAINVEST	58	24.00	42.00	22
533200	TALWALKARS	19	18.75	4.00	33
526179	LUDLOWJUT	99	11.00	0.30	(1)
521064	TRIDENT	1185	(6.00)	51.00	(49)
540762	Tube Investments	1233	4.00	37.00	(28)
532610	DWARKESH	349	(20.90)	(9.00)	(119)
532401	VIJAYABANK	1197	21.00	207.00	2

### Economic Calendar

Country	Monday 7th May 18	Tuesday 8th May 18	Wednesday 9th May 18	Thursday 10th May 18	Friday 11th May 18
US	German Factory Orders m/m , Italian Retail Sales m/m , Sentix Investor Confidence , BRC Retail Sales Monitor y/y	NFIB Small Business Index , JOLTS Job Openings , IBD/TIPP Economic Optimism , Loan Officer Survey	PPI m/m , Core PPI m/m , Final Wholesale Inventories m/m , Crude Oil Inventories , 10-y Bond Auction	CPI m/m , Core CPI m/m , 30-y Bond Auction , Federal Budget Balance	Import Prices m/m , Prelim UoM Consumer Sentiment, Prelim UoM Inflation Expectations
UK/EURO ZONE	Consumer Credit m/m	German Industrial Production m/m , German Trade Balance , French Gov Budget Balance , French Trade Balance , Halifax HPI m/m , EU Economic Forecasts		French Industrial Production m/m , ECB Economic Bulletin , Italian Industrial Production m/m , Manufacturing Production m/m, BOE Inflation Report , MPC Official Bank Rate Votes, Monetary Policy Summary, Official Bank Rate	French Final CPI m/m , French Prelim Private Payrolls q/q
INDIA					





## Narnolia Securities Ltd

201 | 2nd Floor | Marble Arch Building | 236B-AJC Bose  
Road | Kolkata-700 020 , Ph : 033-40501500

email: [narnolia@narnolia.com](mailto:narnolia@narnolia.com),  
website : [www.narnolia.com](http://www.narnolia.com)

**Risk Disclosure & Disclaimer:** This report/message is for the personal information of the authorized recipient and does not construe to be any investment, legal or taxation advice to you. Narnolia Securities Ltd. (Hereinafter referred as NSL) is not soliciting any action based upon it. This report/message is not for public distribution and has been furnished to you solely for your information and should not be reproduced or redistributed to any other person in any form. The report/message is based upon publicly available information, findings of our research wing "East wind" & information that we consider reliable, but we do not represent that it is accurate or complete and we do not provide any express or implied warranty of any kind, and also these are subject to change without notice. The recipients of this report should rely on their own investigations, should use their own judgment for taking any investment decisions keeping in mind that past performance is not necessarily a guide to future performance & that the the value of any investment or income are subject to market and other risks. Further it will be safe to assume that NSL and /or its Group or associate Companies, their Directors, affiliates and/or employees may have interests/ positions, financial or otherwise, individually or otherwise in the recommended/mentioned securities/mutual funds/ model funds and other investment products which may be added or disposed including & other mentioned in this report/message.