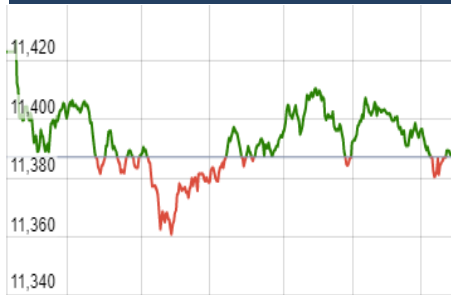


KEY LEVELS

Support 1 :11360
Support 2 :11330
Resistance 1 :11450
Resistance 2 :11500

Nifty Intraday Chart



Market Outlook

Yesterday, Nifty opened positive at 11423.15 levels & immediately hit the lifetime high of 11428.95 levels, from there it started moving towards the downside & hit the low of 11359.70 . After that bull took control & nifty bounce back towards the north & closed flat to positive at 11389.45 levels with addition of 2.35 points. On sectoral front METALS , FIN SERVICE, AUTO,MEDIA, PVT BANK and IT traded with positive bias, whereas rest of the indices showed weakness such as FMCG, PHARMA, PSU BANK and REALTY & closed in negative. On volatility front India VIX fell down marginally by -0.13% to 12.54.

Nifty opened positive but failed to hold 11400 level and spent whole day in a tight range. Nifty has formed an outside bar on daily scale which indicates that Bulls and Bears are not ready to give up in the market and they are fighting to hold Nifty in their grip. Keep stock specific approach and we advise active traders to prefer level based trading with strict SL.

Market

Market	Value	% Change
Morning Traded Market		
SGX NIFTY	11,425.50	-0.01%
NIKKIE	22,752.00	0.39%
HANG SENG	28,251.00	0.01%
Yesterday Closing Market		
Sensex	37,665.80	-0.07%
Nifty	11,389.45	0.02%
DOW	25,628.91	0.51%
NASDAQ	7,883.66	0.31%
CAC	5,521.31	0.81%
DAX	12,648.19	0.41%
FTSE	7,718.48	0.71%
EW ALL SHARE	20,006.38	-0.16%

% Change in 1 day

Commodity Price (Yesterday Closing)

Commodity/Currencies	Value	% Change
GOLD	29585.00	-0.15%
SILVER	37876.00	-0.05%
CRUDEOIL	74.61	-0.05%
NATURALGAS	199.00	1.27%
RS./DOLLAR	68.68	-0.30%
RS./EURO	79.65	0.27%
RS./POUND	89.00	-0.08%

% Change in 1 day

Institutional Turnover

FII			
Investor	Buy(Cr.)	Sale(Cr.)	Net(Cr.)
07-Aug-18	3668	3353	315
Aug-18	21305	21483	(178)
2018	698605	732159	(33554)
DII			
Investor	Buy(Cr.)	Sale(Cr.)	Net(Cr.)
07-Aug-18	2721	3041	(320)
Aug-18	15546	16463	(917)
2018	506835	444981	61853

Quote of the Day : "Life is growth. If we stop growing, technically and spiritually, we are as good as dead."

Today's Events

Results:

20MICRONS, 7TEC, 8KMILES, ABCAPITAL, ABHICAP, AKSCHEM, ALSTONE, ANUBHAV, APCL, APLAPOLLO, APOLLOPIPER, ARNOLD, ASAHISONG, AUSOMENT, AXELPOLY, BALRAMCHIN, BBTC, BEML, BLS, BLUESTARCO, BPCL, BRIDGESE, BTTL, CAMEXLTD, CAPRIHANS, CELEBRITY, CENTUM, CFL, CHEMIESYNT, CHLLTD, CINDHO, CINDRELL, CIPLA, CITIZYN, COARO, CONART, CSL, CUB, DAICHI, DIGJAMLTD, EIDPARRY, EMAMIINFRA, EUROLED, EVERESTO, FCONSUMER, FORBESCO, GABRIEL, GAJRA, GANESHBE, GEECEE, GOODYEAR, GREENPLY, GROVY, GUJBOROS, GUJCONT, GUJTHEM, HCC, HIKAL, HINDBIO, HINDMILL, HINDMOTORS, HINDPETRO, HITECHCORP, IGARASHI, INDIANB, INDIANHUME, INDITALIA, INTERRAIN, INEOSSTYRO, INTLCOMBO, ISTRNETWK, IVP, JAMNAAUTO, JDORGOCHEM, JLMORI, JTLINFRA, KANORICHEM, KDL, KECL, KIRLPNU, KKALPANAIND, KOKUYOCLN, KOPRAN, KRETTOSYS, LAKELEC, LEHIL, LOKESHMACH, LUPIN, MANALIPETC, MANINDS, MEFCOMCAP, MEGH, MICROSE, MINDACORP, MINDAIND, MTPL, NATCOPHARM, NATIONALUM, NDTV, NESCO, NEXTMEDIA, NIDL, NMDC, ONTIC, OSWALEA, PANCARBON, PARSILK, PHOENIXLTD, PNBHOUSING, PODDAR, PRICOLLTD, PRIMEURB, PSB, PVP, QUADRANT, QUICKHEAL, RATNAMANI, RCF, RENUKA, RKDL, ROSELABS, ROSELLIND, RUCHINFRA, SADBHIN, SAFALSEC, SAKTHIFIN, SANKHYAIN, SAVFI, SCHAND, SELAN, SHARP, SHRIRAMEPC, SHWL, SIEMENS, SILINFRA, SINDUVA, SITINET, SKUMAR, SRK, STAR, STEELCO, STYLAMIND, SUCROSA, SUDTIND-B, SUKHJITS, SUNCLAYLTD, SUNITEE, SUNSHINE, SUNTECHNO, SUPREME, SWELECTES, SWORDEDGE, SYLPH, TASTYBIT, TATAYODOGA, TDPOWERSYS, THEMISMED, THERMAX, TRENT, TTL, TULSYAN, TURBO, TVOLCON, UFO, ULTRACAB, UNIMOVR, UNIOFFICE, XOINFO, YUKEN, ZLEENCON, ZMULTIPU

Refer page no.4 for corporate action's like dividend, split, bonus, buyback, result etc.

MOTHERSUMI**"ACCUMULATE"****8th August 2018**

MOTHERSUMI has posted a decent set of numbers in 1QFY19. Net sales grew by 12%YoY to Rs.14775 crores on the back of strong performance in domestic business, SMR and PKC verticals. This has further resulted in 60bps YoY EBITDA margin improvement during the quarter. Going ahead we expect margins to remain range bound for a couple of quarters due to the commencement of new plants in 1QFY19 and will improve further once the production ramp-up starts from 3QFY19. The management seems confident about achieving its USD 18 billion revenue target by 2020, as the company is sitting on the order book of USD19 billion. Implementation of BS-VI, the rise of EVs coupled with new safety regulations will drive the next leg of growth as content and complexity per vehicle will increase going ahead. We expect revenue and PAT to grow at 18% and 31% CAGR over FY18-20, respectively. Factoring the stabilizing commodity prices, lower capex and reduction in start-up cost going ahead we value MOTHERSUMI at 18x FY20e EPS and maintain ACCUMULATE with the revised target price of Rs.333.

BRITANNIA**"NEUTRAL"****8th August 2018**

Britannia's number for Q1FY19 remained inline. Domestic business volume grew by double-digits in this quarter led by new launches and expansion in distribution reach in rural and Hindi Speaking belt. Going forward, we expect strong volume growth to continue on the back of new product launches (plans to launch 50 new products in FY19) and distribution expansion. Margin is also expected to improve backed by premiumization, cost efficiency measures, and stable input prices but the extent may be lower than expected as new launches and new plants will require more investment going ahead. We continue to remain positive on BRITANNIA considering long-term growth story but considering its stretch valuation we see limited upside from here. We maintain our 'Neutral' stance on it with the previous target price of Rs 6615(52x FY20e EPS).

GUJGAS**"NEUTRAL"****8th August 2018**

Gujarat Gas has reported mixed baggage of results with revenue growth of 19% YoY to Rs. 1765 Cr. and PAT growth of 16% YoY to Rs.121 Cr. in Q1 FY19. PAT growth of 16% was led by the higher other income which includes Rs. 48 Cr. income tax refund. The price of the domestic gas has increased sequentially in the last 6 months to the extent of about 21%, however the company was able to pass only 14% hike to customers which has dragged its gross by 470 bps YoY to 23.5%. We believe higher conversion rate of vehicles to CNG, increasing number of CNG stations, and expansion in Industrial zone like Jamnagar and Bhavnagar can potentially generate 3- 3.5mmscmd over 3-5 years. This may improve volume at CAGR of 7-8% over FY18-20. However, the company is still not able to pass on the full cost hike on its customer, which is expected to take another 1-2 quarters to pass. Thus we are cautious on margins front and remain NEUTRAL on this stock. We value the stock at 30.5x FY20e EPS to arrive at target price of Rs. 819.

CREDITACCESS GRAMEEN LTD - IPO**"NEUTRAL"****8th August 2018**

At higher price band of Rs 422 per share, the stock is priced at 3.8x its BV (pre-issue) and 4.2x (post issue). The valuations do not reflect deep value for IPO investors and unlike other listed peers, we don't find much left on the table post listing. The company has witnessed Gross AUM growing at CAGR of 57.45% between FY14 to FY18. However major concentration of AUM coming from two states (i.e. appxm 85% from Karnataka and Maharashtra), overleveraging of the actual customer count and lower possibilities of improvement in RoE in coming days, we maintain our Neutral view on the stock.

KAYA**"NEUTRAL"****7th August 2018**

Kaya Limited is a pioneer in specialized skin care and hair care and delivers customized services and products across its chain of skin clinics in India & in Middle East. Company's focus is to increase the customer base in price sensitive India market while focus on increased average ticket size in Middle East market till the economic conditions improve. In the near term, company may face headwinds related to flat to negative customer count in Middle east and slower increase in the average ticket size in India. The stock is up 20% in the last 1 month and is trading fairly at 3.27x M-Cap/Sales. Looking at the company's performance and industry prospects going ahead, we believe company's fundamentals are already priced in the market. Valuing the company at 2.87x FY20e M-Cap/Sales, we arrive at a price target of Rs. 1050. Thus, we are NEUTRAL on the stock.

CANBK**"ACCUMULATE"****7th August 2018**

CANBK earnings was one on surprising side as PAT came to positive mainly on account of recovery of earnings from resolved NCLT cases. Although slippages remained elevated during the quarter, recovery and up-gradation were also higher which led the assets quality to improve. NCLT 1 cases are expected to get resolved during FY19 which will not only result in higher recovery & up-gradation but there will also be recovery of income in the form of other income or interest income. Management expects slippages to restrict around Rs 2000 Cr going forward where as recovery and up-gradation expectation is Rs 16k-17k in FY19. On the visibility of higher recovery, we upgrade our earnings estimates for CANBK and value the stock at 1.1x adj. P/BV on FY20 estimates to arrive at target price of Rs 335. Recommend ACCUMULATE.

- ❑ Kalpataru Power Transmission: Q1 profit rises to Rs 81.04 crore versus Rs 70.45 crore; revenue jumps to Rs 1,324.93 crore versus Rs 1169.59 crore (YoY).
- ❑ Mphasis: Q1 consolidated net profit increases 8.7 percent to Rs 258.3 crore versus Rs 237.6 crore; revenue rises 4.3 percent to Rs 1,820.2 crore versus Rs 1,744.5 crore (QoQ).
- ❑ Dhampur Sugar Mills: Q1 profit falls to Rs 31.66 crore versus Rs 62.63 crore; revenue slips to Rs 734.40 crore versus Rs 850.32 crore (YoY).
- ❑ Inox Wind: Q1 profit at Rs 10.37 crore versus loss of Rs 39.02 crore; revenue jumps to Rs 430.45 crore versus Rs 105.99 crore (YoY).
- ❑ Lovable Lingerie: Q1 profit drops to Rs 4.05 crore versus Rs 6.21 crore; revenue declines to Rs 54.89 crore versus Rs 60.53 crore (YoY).
- ❑ Accel Frontline: Q1 profit jumps to Rs 3.24 crore versus Rs 0.10 crore; revenue rises to Rs 161.87 crore versus Rs 142.81 crore (YoY).
- ❑ Gulf Oil Lubricants India: Q1 profit rises to Rs 40.13 crore versus Rs 34.28 crore; revenue jumps to Rs 390.36 crore versus Rs 280.05 crore (YoY).
- ❑ Nectar Lifesciences: Q1 profit increases to Rs 13.20 crore versus Rs 10.39 crore; revenue spikes to Rs 532.73 crore versus Rs 317.81 crore (YoY).
- ❑ Prataap Snacks: Q1 profit rises to Rs 10.39 crore versus Rs 9.76 crore; revenue jumps to Rs 268.61 crore versus Rs 225.35 crore (YoY).
- ❑ SRF: Q1 profit increases to Rs 1.34 crore versus Rs 1.04 crore; revenue rises to Rs 17.41 crore versus Rs 12.93 crore (YoY).
- ❑ Shriram Asset Management Company: Q1 profit rises to Rs 41.10 lakh versus Rs 23.42 lakh; total income rises to Rs 1.48 crore versus Rs 0.91 crore (YoY).
- ❑ GAIL India: The High Court Gujarat dismissed the petitions filed by the Gujarat Sales Tax Department which has raised a demand of Rs 3,449.18 crore and interest thereon Rs 1,513.04 crore in respect of Hazira unit in Gujarat, treating the transfer of natural gas from the State of Gujarat to other states, as inter-state sales, during the period from April 1994 to March 2001.
- ❑ Patel Engineering, the civil construction company has bagged two hydro projects worth Rs 1793.5 crore and a tunnel project worth Rs 618.21 crore.
- ❑ GOCL Corporation has received order from Singareni Collieries Company Limited, a PSU of Telangana state, worth Rs 203.09 crore for supply of explosives and accessories over a period of 2 years.
- ❑ Butterfly Gandhimathi Appliances board of directors accepted resignation of Prakash Iyer as Chief Executive Officer of the company. Board also decided to immediately start the process for selection of new CEO.
- ❑ Beekay Niryat board has recommended issue of bonus equity shares in the proportion of 1:1.
- ❑ Asia: Shares rose on Wednesday on the back of firmer Wall Street earnings while expectations for increased Chinese stimulus helped take the edge off wider concerns about the worsening Sino-US trade dispute. MSCI's broadest index of Asia-Pacific shares outside Japan gained 0.22 percent while Japan's Nikkei ticked up 0.05 percent.
- ❑ US markets: The S&P 500 index rose 8.05 points, or 0.3 percent, to 2,858.45, gaining for a fourth session in a row and settling just 0.5 percent below its record close of 2,872.87 reached on January 26. The Nasdaq Composite Index gained 23.99 points, or 0.3 percent, to 7,883.66, while the Dow Jones Industrial Average advanced for a third session, adding 126.73 points, or 0.5 percent, to 25,628.91.
- ❑ Forex: In the foreign exchange market, major currencies kept to tight ranges. The euro was at \$1.1599, off Monday's five-week low of \$1.1530. The yen stood little changed at 111.38 per dollar while worries about a hard Brexit kept the sterling at \$1.2938, just above its 11-month trough of \$1.2920 set on Monday.
- ❑ Crude: Brent futures stood at \$74.63 a barrel, flat on the day but maintaining gains of about 2 percent so far this week. US West Texas Intermediate (WTI) crude futures traded at \$69.25 per barrel, up 0.1 percent on the day for a gain of 1.1 percent this week.
- ❑ Rupee: The Indian rupee ended at 68.68 against the US dollar against Monday's close of 68.88.
- ❑ FII & DII data: Foreign institutional investors (FIIs) bought shares worth Rs 314.83 crore while domestic institutional investors sold shares worth Rs 319.9 crore in the Indian equity market on Tuesday, as per provisional data available on the NSE.

UJJIVAN Concall 1QFY19 :-

- Aum growth remained subdued due to write offs during the quarter.
- Converted 87 branches and added 1 new Unbanked Rural Centers. Out of total 285 banking outlets 48 are in unbanked rural centers. Management is planning to take total banking outlet number to 475 & convert another 49 asset branches during the year.
- By FY19 it would convert 75-80% of total asset to deposit.
- Unbanked branch outlet is mainly focusing on Microfinance loans & agri related loans as well as raising deposits.
- Piloting of new products like 2W, Personal loans & wholesale lending to NBFCs. Partnering with Fintech to facilitate & understanding the segment.
- 2000Cr of legacy borrowing is going to reprise which will offset the rise in money market rates & branch opening cost going a head.
- 56 Cr loans provided for last year is written off, which affected book growth.
- PSLC income of 25 Cr.
- Increase in employee cost due to hike & head count.
- C/I ratio to remain at 70% for FY19.
- Saving interest is 4-7%, institutional rate is 8%.
- MFI to grow at 20% for full year, this quarter management had reviewed many branches to reopen.
- Total AUM growth at 30-35% for FY19.
- Karnataka, Maharashtra & UP summing up 117 Cr was write during FY18.
- COF to remain at 8.4% for full year.
- NIM to be maintained at 10.6% level.
- Yield in Group loan is 20.3% & Individual loan is 21.2%.
- Max ticket size of microfinance loans is 50000.
- 5 to 6 year down the line cost to income to remain at 55-60%.
- Management says for personal loan it is trying multiple channel partner approach, with focus on salaried customer with 18-19% interest rate.
- 2w will be 200 bps lower than overall yield, management says existing customer will be offered this loan.
- Write off recovery is 2 Cr.
- Interest on Investment is 25 Cr this quarter.
- NPA slippages stand at 16 Cr during the quarter.
- 15 Month book possess a collection efficiency of 99.96%.

DCM Shriram 1QFY19 Concall Highlights:

- New distillery project of 200 KLD will be commissioned by 3QFY20.
- CAPEX of Rs.1300 crore will be invested in Sugar and Chloro-Vinyl segments over the next 3-4 quarters.
- Company has announced buy back of shares under open market, from which aggregate amount should not exceed Rs.250 crore and price should not exceed Rs.450 crore per equity shares.
- Bharuch plant will come on stream by 1QFY20 and Kota plant at 84 TPD will come on stream in 3QFY19 and other 84 TPD will be in 3QFY20.
- Sugar and co generation expansion capacity will be completed by 3QFY19.
- In Shriram Farm Solutions segment, company is planning to reduce the bulk fertilizers.
- Working capital and inventory level of sugar segment is expected to be higher in coming quarters.
- Demand of cement is expected to pick up an increase as the Govt. is investing in rural infrastructure like roads and highways.
- In plastic division, status of PVC expansion is under implementation.

PIIND 1QFY19 Concall Highlights:

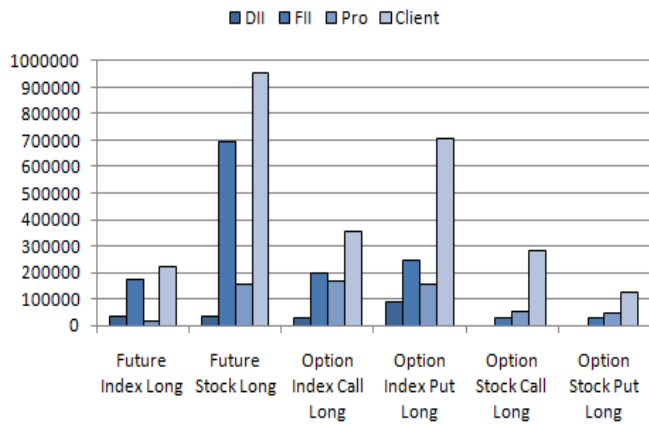
- Product pipeline : Launch of 4 products in domestic business in FY19, IN CSM business expecting 2-3 molecules in remaining three quarters.
- For availability as well as for pricing pressure in raw material from China will continue to be a challenge in FY19.
- Order book of CSM segment in 2QFY19 is in the range of 1.1-1.1 billion USD. The duration of this order book depends from product to product but on an average basis its 5-7 years.
- CAPEX from Jambusar plant will be Rs.250 crore in FY19.
- Ebitda margin will remain flat and gross margin will be flexible in FY19.
- Mono methyl Hydrazene synthesis will be commercialized by the end of FY19 and it will be used to produce existing molecules as well as in pharma space.
- Export from North America will be higher than 1QFY19 in 2QFY19.
- Sourcing of raw material from China has reduced from 35%(2yrs back) to less than 18%(present).

Dividend								
Security Code	Security Name	Ex Date	Purpose	Record Date	BC Start Date	BC End Date	ND Start Date	ND End Date
530499	AKCAPIT	9-Aug-18	Final Dividend - Rs. - 6.0000	-	11-Aug-18	18-Aug-18	6-Aug-18	9-Aug-18
500870	CASTROLIND	9-Aug-18	Interim Dividend - Rs. - 2.2500	10-Aug-18	-	-	3-Aug-18	9-Aug-18
500253	LICHSGFIN	9-Aug-18	Dividend - Rs. - 6.8000	-	11-Aug-18	20-Aug-18	6-Aug-18	9-Aug-18
532796	LUMAXTECH	9-Aug-18	Dividend - Rs. - 2.0000	-	13-Aug-18	21-Aug-18	6-Aug-18	10-Aug-18
532796	LUMAXTECH	9-Aug-18	Dividend - Rs. - 2.0000	-	13-Aug-18	21-Aug-18	6-Aug-18	10-Aug-18
535754	ORIENTCEM	9-Aug-18	Final Dividend - Rs. - 0.7500	-	13-Aug-18	17-Aug-18	6-Aug-18	10-Aug-18
532509	SUPRAJIT	9-Aug-18	Final Dividend - Rs. - 0.8000	-	11-Aug-18	14-Aug-18	6-Aug-18	9-Aug-18
512070	UPL	43321	Dividend - Rs. - 8.0000	-	11-Aug-18	23-Aug-18	6-Aug-18	9-Aug-18
500444	WSTCSTPAPR	43321	Dividend - Rs. - 4.0000	-	11-Aug-18	22-Aug-18	6-Aug-18	9-Aug-18

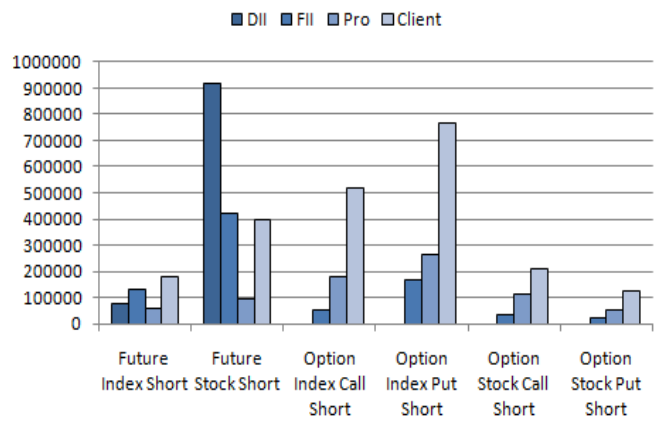
Bulk Deals						
Exchange	Deal Date	Company	Client Name	Deal Type	Quantity	Price
BSE	7-Aug-18	BHARATAGRI	DEVJYOT TRADE AND INVESTMENT PRIVATE LIMITED	S	40344	149.94
BSE	7-Aug-18	BHARATAGRI	DEVJYOT TRADE AND INVESTMENT PRIVATE LIMITED	B	40344	150.52
BSE	7-Aug-18	BMBMUMG	SRI INVESTMENT AND FINANCE PRIVATE LIMITED	B	40200	2.6
BSE	7-Aug-18	BMBMUMG	NIRMAL GADHIYAHUF	S	40000	2.6
BSE	7-Aug-18	CONCRETE	SHIVARPAN VANIYA PRIVATE LIMITED	S	85101	8.73
BSE	7-Aug-18	DLCL	LAXMIPAT DUDHERIA	B	32000	30.53
BSE	7-Aug-18	LPNAVAL	RISHIPRAKASH	S	33000	52.43
BSE	7-Aug-18	LPNAVAL	RISHIPRAKASH	B	33000	45.37
BSE	7-Aug-18	LPNAVAL	CHANDAN MITRA	S	33000	45.27
BSE	7-Aug-18	LPNAVAL	MIKER FINANCIAL CONSULTANTS PRIVATE LIMITED	B	33000	52.54
BSE	7-Aug-18	LPNAVAL	SOLANKI PANKAJKUMAR MANUBHAI	S	30000	48.07
BSE	7-Aug-18	LPNAVAL	SOLANKI PANKAJKUMAR MANUBHAI	B	30000	47.48
BSE	7-Aug-18	LPNAVAL	GANDHI BALKRUSHNA	S	33000	51.76
BSE	7-Aug-18	LPNAVAL	GANDHI BALKRUSHNA	B	33000	52.23
BSE	7-Aug-18	NEXUSCOMMO	NISHU FINLEASE PVT. LTD.	B	34000	61.16
BSE	7-Aug-18	NINSYS	MAHIPAL MOHANLAL	S	45000	17.5
BSE	7-Aug-18	PARVATI	RENU CHOUSKESY	B	478000	4.1
BSE	7-Aug-18	ROXY	JAY BHAVSAR	S	20860	13.15
BSE	7-Aug-18	SURYAAMBA	DEVJYOT TRADE AND INVESTMENT PRIVATE LIMITED	S	31005	129.24
BSE	7-Aug-18	SURYAAMBA	DEVJYOT TRADE AND INVESTMENT PRIVATE LIMITED	B	31005	129.43
BSE	7-Aug-18	SURYAAMBA	NAVEEN GUPTA	S	20360	129.29
BSE	7-Aug-18	SURYAAMBA	NAVEEN GUPTA	B	20340	128.34
BSE	7-Aug-18	TOYAMIND	PRASHANT PATEL	B	1175000	4.01
BSE	7-Aug-18	TVVISION	UNION BANK OF INDIA TREASURY BRANCH	S	199219	6.06

F&O OPEN INTEREST (Number of Contracts)

LONG POSITION

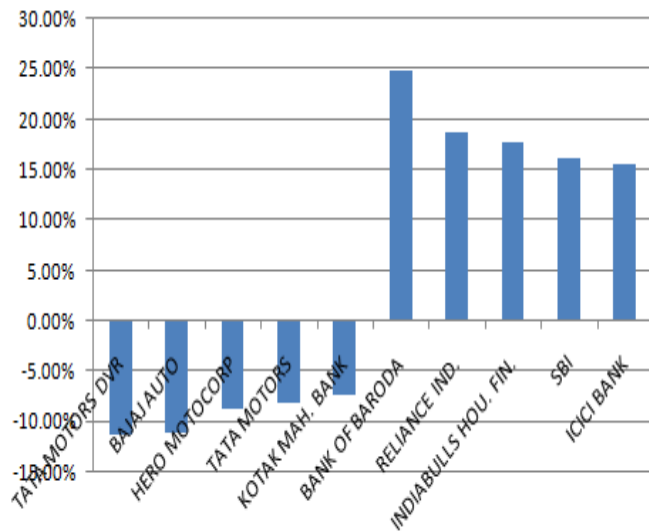


SHORT POSITION

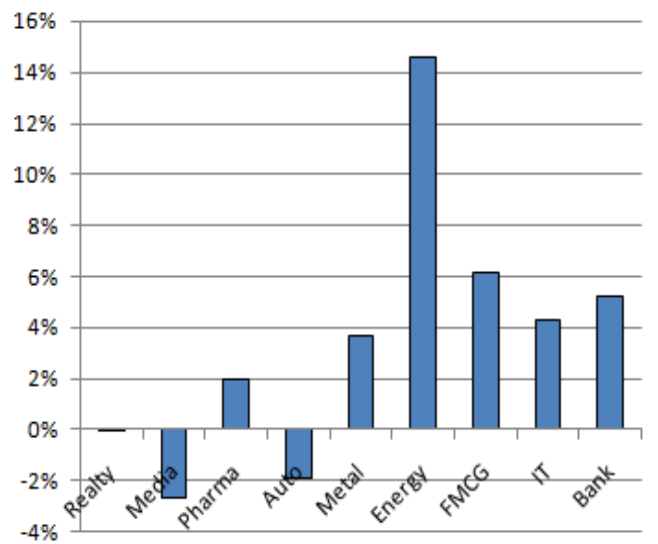


MARKET MOVERS (1 MONTH CHANGE)

Nifty Movers



NSE Sectoral Indices Performance



Results Calander Q1FY19

BSE Code	Company Name	Date	BSE Code	Company Name	Date
513151	STINDIA	07-Aug-18	526821	DAICHI	08-Aug-18
531173	SYSCHEM	07-Aug-18	539979	DIGJAMLT	08-Aug-18
500413	THOMASCOOK	07-Aug-18	500125	EIDPARRY	08-Aug-18
524717	TITANBIO	07-Aug-18	533218	EMAMIINFRA	08-Aug-18
530045	TITANSEC	07-Aug-18	526468	EUROLED	08-Aug-18
506687	TRANSPEK	07-Aug-18	524790	EVERESTO	08-Aug-18
521064	TRIDENT	07-Aug-18	533400	FCONSUMER	08-Aug-18
502281	TRIVENIGQ	07-Aug-18	502865	FORBESCO	08-Aug-18
532371	TTML	07-Aug-18	505714	GABRIEL	08-Aug-18
532343	TVSMOTOR	07-Aug-18	505711	GAJRA	08-Aug-18
531091	UNITDCR	07-Aug-18	500153	GANESHBE	08-Aug-18
505232	VELJAN	07-Aug-18	532764	GEECEE	08-Aug-18
522122	VOITHPAPR	07-Aug-18	532630	GOKEX	08-Aug-18
524758	WINTAC	07-Aug-18	500168	GOODYEAR	08-Aug-18
538268	WONDERLA	07-Aug-18	526797	GREENPLY	08-Aug-18
540980	YSL	07-Aug-18	539522	GROVY	08-Aug-18
512367	ZSHERAPR	07-Aug-18	523768	GUJBOROS	08-Aug-18
512291	ZSPEEDCO	07-Aug-18	513507	GUJCONT	08-Aug-18
533022	20MICRONS	08-Aug-18	506879	GUJTHEM	08-Aug-18
532404	7TEC	08-Aug-18	500185	HCC	08-Aug-18
512161	8KMILES	08-Aug-18	524735	HIKAL	08-Aug-18
540691	ABCAPITAL	08-Aug-18	532041	HINDBIO	08-Aug-18
532057	ABHICAP	08-Aug-18	509895	HINDMILL	08-Aug-18
524598	AKSCHEM	08-Aug-18	500500	HINDMOTORS	08-Aug-18
539277	ALSTONE	08-Aug-18	500104	HINDPETRO	08-Aug-18
538833	ANUBHAV	08-Aug-18	526217	HITECHCORP	08-Aug-18
518091	APCL	08-Aug-18	511194	ICDSLTD	08-Aug-18
533758	APLAPOLLO	08-Aug-18	517380	IGARASHI	08-Aug-18
531761	APOLLOPIPES	08-Aug-18	532814	INDIANB	08-Aug-18
537069	ARNOLD	08-Aug-18	504741	INDIANHUME	08-Aug-18
532853	ASAHISONG	08-Aug-18	517526	INDITALIA	08-Aug-18
509009	AUSOMENT	08-Aug-18	533329	INDTERRAIN	08-Aug-18
513642	AXELPOLY	08-Aug-18	506222	INEOSSTYRO	08-Aug-18
500038	BALRAMCHIN	08-Aug-18	505737	INTLCOMBQ	08-Aug-18
501425	BBTC	08-Aug-18	524622	ISTRNETWK	08-Aug-18
500048	BEML	08-Aug-18	507580	IVP	08-Aug-18
540073	BLS	08-Aug-18	520051	JAMNAAUTO	08-Aug-18
500067	BLUESTARCO	08-Aug-18	524592	JDORGOCHEM	08-Aug-18
509470	BOMOXY-B1	08-Aug-18	506522	JLMORI	08-Aug-18
500547	BPCL	08-Aug-18	534600	JTLINFRA	08-Aug-18
530249	BRIDGESE	08-Aug-18	506525	KANORICHEM	08-Aug-18
533108	BTTL	08-Aug-18	521238	KDL	08-Aug-18
524440	CAMEXLTD	08-Aug-18	533193	KECL	08-Aug-18
509486	CAPRIHANS	08-Aug-18	505283	KIRLPNU	08-Aug-18
532695	CELEBRITY	08-Aug-18	526409	KKALPANAIND	08-Aug-18
517544	CENTUM	08-Aug-18	523207	KOKUYOCMLN	08-Aug-18
540310	CFL	08-Aug-18	524280	KOPRAN	08-Aug-18
539230	CHEMIESYNT	08-Aug-18	531328	KRETTOSYS	08-Aug-18
532992	CHLLTD	08-Aug-18	504258	LAKSELEC	08-Aug-18
526373	CINDHO	08-Aug-18	532998	LEHIL	08-Aug-18
531283	CINDRELL	08-Aug-18	532740	LOKESHMACH	08-Aug-18
500087	CIPLA	08-Aug-18	500257	LUPIN	08-Aug-18
514366	CITIZYN	08-Aug-18	500268	MANALIPETC	08-Aug-18
520131	COARO	08-Aug-18	513269	MANINDS	08-Aug-18
522231	CONART	08-Aug-18	531176	MEFCOMCAP	08-Aug-18
538868	CSL	08-Aug-18	532865	MEGH	08-Aug-18
532210	CUB	08-Aug-18	523343	MICROSE	08-Aug-18

Results Calander Q1FY19

BSE Code	Company Name	Date	BSE Code	Company Name	Date
538962	MINDACORP	08-Aug-18	531945	SUNITEE	08-Aug-18
532539	MINDAIND	08-Aug-18	532154	SUNSHINE	08-Aug-18
540254	MTPL	08-Aug-18	531752	SUNTECHNO	08-Aug-18
524816	NATCOPHARM	08-Aug-18	530677	SUPREME	08-Aug-18
532234	NATIONALUM	08-Aug-18	532051	SWELECTES	08-Aug-18
532529	NDTV	08-Aug-18	512359	SWORDEDGE	08-Aug-18
505355	NESCO	08-Aug-18	511447	SYLPH	08-Aug-18
532416	NEXTMEDIA	08-Aug-18	519091	TASTYBIT	08-Aug-18
540204	NIDL	08-Aug-18	504961	TATAYODOGA	08-Aug-18
526371	NMDC	08-Aug-18	533553	TDPOWERSYS	08-Aug-18
539200	NOBPOL	08-Aug-18	530199	THEMISMED	08-Aug-18
540386	ONTIC	08-Aug-18	500411	THERMAX	08-Aug-18
509099	OSWALEA	08-Aug-18	500251	TRENT	08-Aug-18
508941	PANCARBON	08-Aug-18	514142	TTL	08-Aug-18
540467	PARMSILK	08-Aug-18	513629	TULSYAN	08-Aug-18
503100	PHOENIXLTD	08-Aug-18	504358	TURBO	08-Aug-18
532355	PICTUREHS	08-Aug-18	511096	TVOLCON	08-Aug-18
540173	PNBHOUSING	08-Aug-18	539141	UFO	08-Aug-18
524570	PODARPIGQ	08-Aug-18	538706	ULTRACAB	08-Aug-18
523628	PODDAR	08-Aug-18	512595	UNIMOVR	08-Aug-18
540293	PRICOLLTD	08-Aug-18	523519	UNIOFFICE	08-Aug-18
521149	PRIMEURB	08-Aug-18	532116	XOINFO	08-Aug-18
533295	PSB	08-Aug-18	522108	YUKEN	08-Aug-18
517556	PVP	08-Aug-18	509046	ZLEENCON	08-Aug-18
511116	QUADRANT	08-Aug-18	504356	ZMULTIPU	08-Aug-18
539678	QUICKHEAL	08-Aug-18	523395	3MINDIA	09-Aug-18
531887	RAHME	08-Aug-18	526881	63MOONS	09-Aug-18
520111	RATNAMANI	08-Aug-18	538935	ABHIFIN	09-Aug-18
524230	RCF	08-Aug-18	539560	ABHIJIT	09-Aug-18
532670	RENUKA	08-Aug-18	517041	ADORWELD	09-Aug-18
533294	RKDL	08-Aug-18	523269	ADVANIHOTR	09-Aug-18
531324	ROSELABS	08-Aug-18	500003	AEGLISLOG	09-Aug-18
533168	ROSSELLIND	08-Aug-18	533221	AHLWEST	09-Aug-18
509020	RUCHINFRA	08-Aug-18	522273	AHMDSTE	09-Aug-18
539346	SADBHIN	08-Aug-18	532683	AIAENG	09-Aug-18
531448	SAFALSEC	08-Aug-18	514394	AJIL	09-Aug-18
511066	SAKTHIFIN	08-Aug-18	532351	AKSHOPTFBR	09-Aug-18
532972	SANKHYAIN	08-Aug-18	526707	ALCHEM	09-Aug-18
511577	SAVFI	08-Aug-18	530973	ALFAICA	09-Aug-18
540497	SCHAND	08-Aug-18	532633	ALLSEC	09-Aug-18
530075	SELAN	08-Aug-18	532828	AMDIND	09-Aug-18
523449	SHARP	08-Aug-18	590006	AMRUTANJAN	09-Aug-18
532945	SHRIRAMEPC	08-Aug-18	507828	ANSALHSG	09-Aug-18
541358	SHWL	08-Aug-18	532259	APARINDS	09-Aug-18
500550	SIEMENS	08-Aug-18	540879	APOLLO	09-Aug-18
536073	SILINFRA	08-Aug-18	532114	AREALTY	09-Aug-18
505504	SINDUVA	08-Aug-18	531179	ARMANFIN	09-Aug-18
532795	SITINET	08-Aug-18	539301	ARVSMART	09-Aug-18
532316	SKUMAR	08-Aug-18	514482	ASAHIIND	09-Aug-18
531307	SRK	08-Aug-18	519174	ASHAI	09-Aug-18
532531	STAR	08-Aug-18	521076	ASIL	09-Aug-18
500399	STEELCO	08-Aug-18	524804	AUROPHARMA	09-Aug-18
526951	STYLAMIND	08-Aug-18	532395	AXISCADES	09-Aug-18
530883	SUCROSA	08-Aug-18	523850	AXTEL	09-Aug-18
521113	SUDTIND-B	08-Aug-18	532380	BABA	09-Aug-18
524542	SUKHJITS	08-Aug-18	500031	BAJAJELEC	09-Aug-18
520056	SUNCLAYLTD	08-Aug-18	500032	BAJAJHIND	09-Aug-18

Results Calander Q1FY19

BSE Code	Company Name	Date	BSE Code	Company Name	Date
500041	BANARISUG	09-Aug-18	532859	HGS	09-Aug-18
523186	BAPACK	09-Aug-18	514043	HIMATSEIDE	09-Aug-18
539662	BFLAFL	09-Aug-18	531979	HINDALUMI	09-Aug-18
504646	BGWTATO	09-Aug-18	509635	HINDCOMPOS	09-Aug-18
500493	BHARATFORG	09-Aug-18	513599	HINDCOPPER	09-Aug-18
500055	BHUSANSTL	09-Aug-18	515145	HINDNATGLS	09-Aug-18
500058	BIHSPONG	09-Aug-18	500191	HMT	09-Aug-18
500060	BIRLACABLE	09-Aug-18	504731	IBRIGST	09-Aug-18
506197	BLISSGVS	09-Aug-18	532835	ICRA	09-Aug-18
523019	BNRSEC	09-Aug-18	540750	IEX	09-Aug-18
540710	CAPACITE	09-Aug-18	531594	INCON	09-Aug-18
539198	CAPFIN	09-Aug-18	530747	INDOASIAF	09-Aug-18
532443	CERA	09-Aug-18	500210	INGERRAND	09-Aug-18
506390	CLNINDIA	09-Aug-18	532851	INSECTICID	09-Aug-18
539436	COFFEEDAY	09-Aug-18	534732	INTELLADV	09-Aug-18
531380	CSURGSU	09-Aug-18	506134	INTELLCAP	09-Aug-18
500480	CUMMINSIND	09-Aug-18	526512	INTLNKP	09-Aug-18
532640	CYBERMEDIA	09-Aug-18	504786	INVPRECQ	09-Aug-18
539770	DARJEELING	09-Aug-18	524494	IPCALAB	09-Aug-18
502137	DECCANCE	09-Aug-18	526859	ISFL	09-Aug-18
500645	DEEPAKFERT	09-Aug-18	509496	ITDCEM	09-Aug-18
533336	DHUNINV	09-Aug-18	507789	JAGSNPHARM	09-Aug-18
500068	DISAQ	09-Aug-18	506910	JAYSYN	09-Aug-18
520081	ECSTSTL	09-Aug-18	512233	JAYTEX	09-Aug-18
505200	EICHERMOT	09-Aug-18	532617	JETAIRWAYS	09-Aug-18
531278	ELIXIR	09-Aug-18	532286	JINDALSTEL	09-Aug-18
517477	ELNET	09-Aug-18	539225	JIYAECO	09-Aug-18
504008	EMCO	09-Aug-18	532940	JKIL	09-Aug-18
532178	ENGINERSIN	09-Aug-18	504076	JYOTI	09-Aug-18
500246	ENVAIREL	09-Aug-18	530201	KALLAM	09-Aug-18
540596	ERIS	09-Aug-18	532054	KDDL	09-Aug-18
500133	ESABINDIA	09-Aug-18	518011	KEERTHI	09-Aug-18
511716	ESCORTSFIN	09-Aug-18	517569	KEI	09-Aug-18
514118	ESKAY	09-Aug-18	506530	KEMP	09-Aug-18
500650	EXCELINDUS	09-Aug-18	512597	KEYCORPSER	09-Aug-18
530571	EXPLICITFIN	09-Aug-18	507794	KHAICHEM	09-Aug-18
507910	FIBERWEB	09-Aug-18	523652	KKPLASTICK	09-Aug-18
523672	FLEXFO	09-Aug-18	514221	KLIFESTYL	09-Aug-18
540267	FLORACORP	09-Aug-18	532899	KSCL	09-Aug-18
540064	FRETAIL	09-Aug-18	530149	KSLIND	09-Aug-18
538568	FRUTION	09-Aug-18	526596	LIBERTSHOE	09-Aug-18
524624	GAGAN	09-Aug-18	530065	LORDSHOTL	09-Aug-18
514167	GANECOS	09-Aug-18	533012	LPDC	09-Aug-18
500655	GARWARPOLY	09-Aug-18	526179	LUDLOWJUT	09-Aug-18
590025	GINNIFILA	09-Aug-18	505320	LYNMC	09-Aug-18
505255	GMM	09-Aug-18	532906	MAANALU	09-Aug-18
500670	GNFC	09-Aug-18	532728	MALUPAPER	09-Aug-18
540743	GODREJAGRO	09-Aug-18	531213	MANAPPURAM	09-Aug-18
533248	GPPL	09-Aug-18	505324	MANUGRAPH	09-Aug-18
532015	GRAVITY	09-Aug-18	532654	MCLEODRUSS*	09-Aug-18
500160	GTL	09-Aug-18	531417	MEGACOR	09-Aug-18
532775	GTLINFRA	09-Aug-18	532990	METKORE	09-Aug-18
517288	GUJARATPOLY	09-Aug-18	533088	MHRIL	09-Aug-18
532543	GULFPETRO	09-Aug-18	519003	MODINATUR	09-Aug-18
509597	HARDCAS	09-Aug-18	506261	MODISNME	09-Aug-18
524080	HARLETH	09-Aug-18	530167	MONGIPA	09-Aug-18
539787	HCG	09-Aug-18	539199	MOONGIPASEC	09-Aug-18

Results Calander Q1FY19

BSE Code	Company Name	Date	BSE Code	Company Name	Date
523160	MORGANITE	09-Aug-18	531934	SUPREMETEX	09-Aug-18
500290	MRF	09-Aug-18	534733	SUPREMEX	09-Aug-18
512065	MRUTR	09-Aug-18	511185	SURYAKR	09-Aug-18
534312	MTEDUCARE	09-Aug-18	503310	SWANENERGY	09-Aug-18
504882	NATIONSTD	09-Aug-18	533200	TALWALKARS	09-Aug-18
530557	NCLRESE	09-Aug-18	506854	TANFACIND	09-Aug-18
526721	NICCPAR	09-Aug-18	500483	TATACOMM	09-Aug-18
512425	NIRAVCOM	09-Aug-18	532284	TCFCFINQ	09-Aug-18
530367	NRBBEARING	09-Aug-18	514484	THAMBBI	09-Aug-18
530365	ORIENTBELL	09-Aug-18	532375	TIPSINDLTD	09-Aug-18
531395	PADAMCO	09-Aug-18	540210	TMRVL	09-Aug-18
532827	PAGEIND	09-Aug-18	507747	TTKHEALTH	09-Aug-18
526381	PATINTLOG	09-Aug-18	532513	TVSELECT	09-Aug-18
538730	PDSMFL	09-Aug-18	532515	TVTODAY	09-Aug-18
503031	PENINLAND	09-Aug-18	512117	TWIROST	09-Aug-18
513405	PENNARALUM	09-Aug-18	500231	UMANGDAIR	09-Aug-18
532808	PGIL	09-Aug-18	533171	UNITEDBNK	09-Aug-18
523648	PLASTIBLEN	09-Aug-18	512511	VARUNME	09-Aug-18
540173	PNBHOUSING	09-Aug-18	540180	VBL	09-Aug-18
531870	POPULARES	09-Aug-18	523261	VENKYS	09-Aug-18
526247	PREMEXPLQ	09-Aug-18	519373	VIMALOIL	09-Aug-18
524580	PRIYALT	09-Aug-18	517015	VINDHYATEL	09-Aug-18
526801	PSL	09-Aug-18	530521	VIRAT	09-Aug-18
540544	PSPPROJECT	09-Aug-18	512064	VISTR	09-Aug-18
530281	QUANTDIA	09-Aug-18	522267	VJLAXMIE	09-Aug-18
538452	QUASAR	09-Aug-18	519331	VSFPROJ	09-Aug-18
532503	RAJPALAYAM	09-Aug-18	533269	WABAG	09-Aug-18
515127	RAMASIGNS	09-Aug-18	524212	WANBURY	09-Aug-18
523289	RAMAVISION	09-Aug-18	526431	WELTI	09-Aug-18
509845	RJSHAH	09-Aug-18	500238	WHIRLPOOL	09-Aug-18
526407	RPIL	09-Aug-18	513713	WHITEORG	09-Aug-18
530449	RUNGTAIR	09-Aug-18	512431	WHITHAL	09-Aug-18
514234	SANGAMIND	09-Aug-18	532616	XCHANGING	09-Aug-18
531893	SAWABUSI	09-Aug-18	590013	XPROINDIA	09-Aug-18
532102	SBECSUG	09-Aug-18	533287	ZEELEARN	09-Aug-18
506906	SCBL	09-Aug-18	504067	ZENSARTECH	09-Aug-18
524727	SDL	09-Aug-18	504988	ZWELCAST	09-Aug-18
512529	SEQUENT	09-Aug-18	540691	ABCAPITAL	10-Aug-18
513097	SHBCLQ	09-Aug-18	530093	ACEEDU	10-Aug-18
524336	SHHARICH	09-Aug-18	538570	ACHAL	10-Aug-18
539683	SHIVKAMAL	09-Aug-18	513149	ACROW	10-Aug-18
539450	SHK	09-Aug-18	511706	ACTIONFI	10-Aug-18
503837	SHRAJSYNQ	09-Aug-18	523411	ADCINDIA	10-Aug-18
511411	SHRISTI	09-Aug-18	539773	ADVIKCA	10-Aug-18
533014	SICAGEN	09-Aug-18	539620	AINFRA	10-Aug-18
532217	SIELFNS	09-Aug-18	524075	ALBERTDA	10-Aug-18
539584	SIPTL	09-Aug-18	531409	ALCHCORP	10-Aug-18
538562	SKIPPER	09-Aug-18	530889	ALKA	10-Aug-18
505192	SMLISUZU	09-Aug-18	539523	ALKEM	10-Aug-18
517166	SPELS	09-Aug-18	532749	ALLCARGO	10-Aug-18
530931	STANPACK	09-Aug-18	531400	ALMONDZ	10-Aug-18
504959	STOVACQ	09-Aug-18	538423	ALPSMOTOR	10-Aug-18
517168	SUBROS	09-Aug-18	538465	AMARSEC	10-Aug-18
506655	SUDARSHEM	09-Aug-18	530133	AMCOIND	10-Aug-18
533166	SUNDARAM	09-Aug-18	532418	ANDHRABANK	10-Aug-18
590072	SUNDRMBRAK	09-Aug-18	518091	APCL	10-Aug-18
500403	SUNDRMFAST	09-Aug-18	508869	APOLLOHOSP	10-Aug-18

Results Calander Q1FY19

BSE Code	Company Name	Date	BSE Code	Company Name	Date
506979	APTPACK	10-Aug-18	541403	DOLLAR	10-Aug-18
539469	APUNKA	10-Aug-18	523736	DPL	10-Aug-18
532994	ARCHIDPLY	10-Aug-18	539267	DRHABEEB	10-Aug-18
532212	ARCHIES	10-Aug-18	505242	DYNAMATECH	10-Aug-18
539151	ARFIN	10-Aug-18	524818	DYNAMIND	10-Aug-18
533068	ARROWTEX	10-Aug-18	526703	ECOPLAST	10-Aug-18
533163	ARSSINFRA	10-Aug-18	535694	EDSL	10-Aug-18
507526	ASALCBR	10-Aug-18	522074	ELGIEQUIP	10-Aug-18
512247	ASHCAP	10-Aug-18	533208	EMAMIPAP	10-Aug-18
526187	ASHRAM	10-Aug-18	524768	EMMESSA	10-Aug-18
524434	ASINPET	10-Aug-18	532038	EMMSONS	10-Aug-18
506194	ASL	10-Aug-18	540153	ENDURANCE	10-Aug-18
511427	ATNINTER	10-Aug-18	532700	ENIL	10-Aug-18
532797	AUTOIND	10-Aug-18	533149	ESSARSEC	10-Aug-18
505506	AXONVL	10-Aug-18	514358	EVERLON	10-Aug-18
532382	BALAJITELE	10-Aug-18	514060	EVERTEX	10-Aug-18
524824	BALPHARMA	10-Aug-18	530117	FAIRCHEM	10-Aug-18
524687	BASANTGL	10-Aug-18	526689	FENOPLAS	10-Aug-18
503960	BBL	10-Aug-18	539552	FMEC	10-Aug-18
524828	BDH	10-Aug-18	539032	FRASER	10-Aug-18
532430	BFUTILITIE	10-Aug-18	533213	FRONTSEC	10-Aug-18
509449	BHAGWOX	10-Aug-18	532155	GAIL	10-Aug-18
533006	BIRLACOT	10-Aug-18	540935	GALAXYSURF	10-Aug-18
526225	BLOOM	10-Aug-18	532959	GAMMNINFRA	10-Aug-18
531936	BLUECHIP	10-Aug-18	530161	GARODCH	10-Aug-18
508136	BNALTD	10-Aug-18	500620	GESHIP	10-Aug-18
500530	BOSCHLTD	10-Aug-18	517300	GIPCL	10-Aug-18
532113	BRIJLEAS	10-Aug-18	532296	GLENMARK	10-Aug-18
532123	BSELINFRA	10-Aug-18	532773	GLOBALVECT	10-Aug-18
514045	BSL	10-Aug-18	533104	GLOBUSSPR	10-Aug-18
531682	CATECH	10-Aug-18	532181	GMDCLTD	10-Aug-18
532902	CCCL	10-Aug-18	506480	GOCLCORP	10-Aug-18
500093	CGPOWER	10-Aug-18	531928	GOLCA	10-Aug-18
539600	CHAMAK	10-Aug-18	530579	GOLDENGOEN	10-Aug-18
526817	CHEVIOT	10-Aug-18	523676	GOLKUNDIA	10-Aug-18
512301	CHMBBRW	10-Aug-18	530709	GOWRALE	10-Aug-18
530191	CHROMATIC	10-Aug-18	540602	GTPL	10-Aug-18
505230	CIMMCO	10-Aug-18	539479	GTV	10-Aug-18
506373	CITURGIA	10-Aug-18	524314	GUJTERC	10-Aug-18
532456	COMPUAGE	10-Aug-18	539206	GVBL	10-Aug-18
540597	CONTAINER	10-Aug-18	515147	HALDYNGL	10-Aug-18
508814	COSMOFILMS	10-Aug-18	500467	HARRMALAYA	10-Aug-18
511710	CUBIFIN	10-Aug-18	517271	HBLPOWER	10-Aug-18
502820	DCM	10-Aug-18	503689	HEALINV	10-Aug-18
532760	DEEPIND	10-Aug-18	539174	HELPAGE	10-Aug-18
504286	DELTAMAGNT	10-Aug-18	505720	HERCULES	10-Aug-18
521151	DHANFAB	10-Aug-18	524669	HESTERBIO	10-Aug-18
507717	DHANUKA	10-Aug-18	532847	HILTON	10-Aug-18
540268	DHANVARSHA	10-Aug-18	500440	HINDALCO	10-Aug-18
506405	DHARAMSI	10-Aug-18	505893	HINDHARD	10-Aug-18
511451	DHARFIN	10-Aug-18	524013	HINFLUR	10-Aug-18
501945	DHENUBUILD	10-Aug-18	500449	HOCL	10-Aug-18
539405	DITCO	10-Aug-18	526683	HOTELRUGBY	10-Aug-18
538432	DIVINUS	10-Aug-18	532145	HOTLSILV	10-Aug-18
532868	DLF	10-Aug-18	532514	IGL	10-Aug-18
533146	DLINKINDIA	10-Aug-18	505539	IMCFINA	10-Aug-18
504240	DLTNCBL	10-Aug-18	500850	INDHOTEL	10-Aug-18

Results Calander Q1FY19

BSE Code	Company Name	Date	BSE Code	Company Name	Date
500202	INDLEASE	10-Aug-18	501343	MOTOGENFIN	10-Aug-18
524648	INDOAMIN	10-Aug-18	531039	MSECURI	10-Aug-18
533257	INDOSOLAR	10-Aug-18	531919	MUDITFN	10-Aug-18
541336	INDOSTAR	10-Aug-18	530341	MUKESHB	10-Aug-18
536709	INDRENEW	10-Aug-18	532357	MUKTAARTS	10-Aug-18
503639	INDSOYA	10-Aug-18	526169	MULTIBASE	10-Aug-18
530787	INLANPR	10-Aug-18	515037	MURUDCERA	10-Aug-18
535958	INTEGRA	10-Aug-18	502405	MYSPAPE	10-Aug-18
509709	INTLCONV	10-Aug-18	531289	NATFIT	10-Aug-18
511609	ISLCONSUL	10-Aug-18	523242	NBFOOT	10-Aug-18
532479	ISMTLTD	10-Aug-18	500294	NCC	10-Aug-18
523467	JAIMATAG	10-Aug-18	502168	NCLIND	10-Aug-18
500306	JAYKAY	10-Aug-18	511658	NETTLINX	10-Aug-18
506943	JBCHEPHARM	10-Aug-18	524558	NEULANDLAB	10-Aug-18
511618	JKIND	10-Aug-18	524774	NGLFINE	10-Aug-18
500227	JINDALPOLY	10-Aug-18	533098	NHPC	10-Aug-18
530049	JJEXPO	10-Aug-18	511714	NIMBSPROJ	10-Aug-18
538539	JTAPARIA	10-Aug-18	504058	NIPPOBATRY	10-Aug-18
520057	JTEKTINDIA	10-Aug-18	532722	NITCO	10-Aug-18
534623	JUPITERIN	10-Aug-18	533202	NITESHEST	10-Aug-18
524109	KABRAEXTRU	10-Aug-18	531304	NUTECGLOB	10-Aug-18
531960	KASHYAP	10-Aug-18	538019	OBIL	10-Aug-18
507946	KIDUJA	10-Aug-18	539598	ORACLECR	10-Aug-18
524019	KINGFA	10-Aug-18	531157	ORGOAT	10-Aug-18
530215	KINGSINFR	10-Aug-18	531859	ORVENPR	10-Aug-18
532967	KIRIINDUS	10-Aug-18	509782	OSEASPR	10-Aug-18
533293	KIRLOSENG	10-Aug-18	540198	OSIAJEE	10-Aug-18
530145	KISAN	10-Aug-18	531065	OSWALOR	10-Aug-18
532942	KNRCON	10-Aug-18	514414	OXFORDIN	10-Aug-18
532937	KUANTUM	10-Aug-18	540648	PALASHSEC	10-Aug-18
523594	KUNSTOFF	10-Aug-18	524820	PANAMAPET	10-Aug-18
511048	KUSUMEL	10-Aug-18	534809	PCJEWELLER	10-Aug-18
530421	KUWERIN	10-Aug-18	539333	PENPEBS	10-Aug-18
531842	LAHOTIOV	10-Aug-18	500329	PENTAGRAPH	10-Aug-18
539524	LALPATHLAB	10-Aug-18	500327	PILITA	10-Aug-18
517463	LINAKS	10-Aug-18	500333	PIXTRANS	10-Aug-18
531241	LINCPENQ	10-Aug-18	532486	POKARNA	10-Aug-18
524748	LINKPH	10-Aug-18	514486	POLTC	10-Aug-18
539542	LUXIND	10-Aug-18	506605	POLYCHEM	10-Aug-18
515093	MADHAV	10-Aug-18	512481	POLYTEX	10-Aug-18
515059	MADHUDIN	10-Aug-18	540717	PQIF	10-Aug-18
511000	MADHUSE	10-Aug-18	539351	PRABHAT	10-Aug-18
505523	MAHACORP	10-Aug-18	533178	PRADIP	10-Aug-18
500267	MAJESAUT	10-Aug-18	511660	PREMCAPM	10-Aug-18
514418	MANORG	10-Aug-18	500540	PREMIER	10-Aug-18
540704	MATRIMONY	10-Aug-18	530669	PRESOFI	10-Aug-18
523371	MAWANASUG	10-Aug-18	531688	PRITHVIEXCH	10-Aug-18
539981	MAXINDIA	10-Aug-18	532891	PURVA	10-Aug-18
539940	MAXVIL	10-Aug-18	539962	QFSL	10-Aug-18
512505	MEENST	10-Aug-18	538596	QUANTBUILD	10-Aug-18
532307	MELSTAR	10-Aug-18	524502	RAAJMEDI	10-Aug-18
538942	MERCANTILE	10-Aug-18	539814	RADHEY	10-Aug-18
526622	MFLINDIA	10-Aug-18	514316	RAGHUSYN	10-Aug-18
514450	MHLXMIRU	10-Aug-18	530291	RAJAGRO	10-Aug-18
541195	MIDHANI	10-Aug-18	507962	RAJATH	10-Aug-18
539303	MINDAFIN	10-Aug-18	502587	RAMAPULP	10-Aug-18
503015	MODERN	10-Aug-18	530925	RAMSONS	10-Aug-18

Results Calander Q1FY19

BSE Code	Company Name	Date	BSE Code	Company Name	Date
531825	RCCEMEN	10-Aug-18	512257	SVARTCORP	10-Aug-18
531888	REXNORD	10-Aug-18	539406	SWAGTAM	10-Aug-18
539435	RFSL	10-Aug-18	539353	SWARAJAUTO	10-Aug-18
539922	RGIL	10-Aug-18	510245	SWASTIVI	10-Aug-18
532923	RJL	10-Aug-18	532890	TAKE	10-Aug-18
531447	ROCKONENT	10-Aug-18	538987	TALBROSENG	10-Aug-18
539561	ROXY	10-Aug-18	541545	TALWGYM	10-Aug-18
512047	ROYALIND	10-Aug-18	521228	TATIAGLOB	10-Aug-18
534597	RTNINFRA	10-Aug-18	501242	TCIFINANCE	10-Aug-18
533122	RTNPOWER	10-Aug-18	509917	TECHCON	10-Aug-18
531099	RUBRAME	10-Aug-18	533281	TECHNO	10-Aug-18
519413	RUIAAQA	10-Aug-18	530023	THEINVEST	10-Aug-18
511254	SAGARSYST	10-Aug-18	536264	TIGERLOGS	10-Aug-18
539895	SAGL	10-Aug-18	532804	TIIL	10-Aug-18
539660	SAHYOGMULT	10-Aug-18	522113	TIMKEN	10-Aug-18
590051	SAKSOFI	10-Aug-18	500777	TNPETRO	10-Aug-18
500370	SALORAINTL	10-Aug-18	531426	TNPL	10-Aug-18
526725	SANDESH	10-Aug-18	517562	TRIGYN	10-Aug-18
533411	SANGHVIFOR	10-Aug-18	519303	TROMBOEXT	10-Aug-18
531323	SANTASPN	10-Aug-18	532513	TVSELECT	10-Aug-18
540822	SANTOSHIND	10-Aug-18	532966	TWL	10-Aug-18
540728	SAYAJIIND	10-Aug-18	532384	TYCHE	10-Aug-18
500112	SBIN	10-Aug-18	532478	UBL	10-Aug-18
539574	SCL	10-Aug-18	532505	UCOBANK	10-Aug-18
538875	SELLWIN	10-Aug-18	500148	UFLEX	10-Aug-18
540570	SFIVL	10-Aug-18	530363	UGARSUGAR	10-Aug-18
540203	SFL	10-Aug-18	532398	UMESLTD	10-Aug-18
509874	SHALPAINTS	10-Aug-18	503671	UNIJOIL	10-Aug-18
512499	SHALPRO	10-Aug-18	532477	UNIONBANK	10-Aug-18
532083	SHKALYN	10-Aug-18	504212	UNIVCABLES	10-Aug-18
532310	SHREERAMA	10-Aug-18	531676	VAGHANI	10-Aug-18
538975	SHREESEC	10-Aug-18	511431	VAKRANGEE	10-Aug-18
516016	SHREYANIND	10-Aug-18	538918	VANICOM	10-Aug-18
538897	SHRINIWAS	10-Aug-18	503349	VICTMILL	10-Aug-18
532945	SHRIRAMEPC	10-Aug-18	531717	VIDHIING	10-Aug-18
530017	SIL	10-Aug-18	509038	VOLFF	10-Aug-18
521194	SILINV	10-Aug-18	500575	VOLTAS	10-Aug-18
530977	SKCIL	10-Aug-18	506142	VYAPAR	10-Aug-18
536592	SKFL	10-Aug-18	524212	WANBURY	10-Aug-18
508905	SMIFS	10-Aug-18	519224	WILLAMAGOR	10-Aug-18
540253	SNTCL	10-Aug-18	519214	WILLIMFI	10-Aug-18
521034	SOMATEX	10-Aug-18	526586	WIMPLAST	10-Aug-18
526901	SONALAD	10-Aug-18	514470	WINSOMTX	10-Aug-18
514454	SOUTLAT	10-Aug-18	500444	WSTCSTPAPR	10-Aug-18
534425	SPECIALITY	10-Aug-18	505583	WWTECHHOL	10-Aug-18
530177	SPSINT	10-Aug-18	514378	YARNSYN	10-Aug-18
515081	SRIVAJRA	10-Aug-18	509910	ZSOUTGAS	10-Aug-18
521178	SRMCL	10-Aug-18	501386	ZSWASTSA	10-Aug-18
539255	STARDELTA	10-Aug-18	514274	AARVEEDEN	11-Aug-18
512531	STCINDIA	10-Aug-18	520123	ABCINDQ	11-Aug-18
504180	STDBAT	10-Aug-18	541450	ADANIGREEN	11-Aug-18
508963	STRLGUA	10-Aug-18	540025	ADVENZYMES	11-Aug-18
539117	SUJALA	10-Aug-18	539300	AKSPINTEX	11-Aug-18
532733	SUNTV	10-Aug-18	539115	ALAN SCOTT	11-Aug-18
519604	SURFI	10-Aug-18	500008	AMARAJABAT	11-Aug-18
500336	SURYAROSNI	10-Aug-18	531978	AMBIKCO	11-Aug-18
537259	SUYOG	10-Aug-18	532141	ANDHRACEMT	11-Aug-18

Results Calander Q1FY19

BSE Code	Company Name	Date	BSE Code	Company Name	Date
506260	ANUHPHR	11-Aug-18	524164	IOLCP	11-Aug-18
511605	ARIHCAPM	11-Aug-18	521242	KANDAGIRI	11-Aug-18
531017	ARISE	11-Aug-18	512036	KAPILCO	11-Aug-18
514286	ASHIMASYN	11-Aug-18	508993	KEDIACN	11-Aug-18
530429	ASHISHPO	11-Aug-18	539599	KEL	11-Aug-18
527007	ATCOM	11-Aug-18	532686	KERNEX	11-Aug-18
507944	BAJAJST	11-Aug-18	507948	KEYCORP	11-Aug-18
513142	BALASORE	11-Aug-18	531892	KHANDSE	11-Aug-18
502355	BALKRISIND	11-Aug-18	523218	KILBURN	11-Aug-18
532230	BENGALT	11-Aug-18	531274	KINETRU	11-Aug-18
539120	BFFL	11-Aug-18	500243	KIRLOSIND	11-Aug-18
531495	BLUECOAST	11-Aug-18	530139	KREONFIN	11-Aug-18
539434	BRIPORT	11-Aug-18	504392	KRISHNA	11-Aug-18
533276	BSLIMITED	11-Aug-18	514036	LOYALTEX	11-Aug-18
517236	CALCOM	11-Aug-18	532368	LYCOS	11-Aug-18
533260	CAREERP	11-Aug-18	523384	MAHAPEXLTD	11-Aug-18
531158	CATVISION	11-Aug-18	516007	MANGTIMBER	11-Aug-18
522251	CENLUB	11-Aug-18	534338	MAXHEIGHTS	11-Aug-18
530871	CHEMBOND	11-Aug-18	513303	MDRNSTL	11-Aug-18
530829	CILSEC	11-Aug-18	539767	MNIL	11-Aug-18
531775	CISTRO	11-Aug-18	519287	MODAIRY	11-Aug-18
507515	CJGEL	11-Aug-18	500109	MRPL	11-Aug-18
533278	COALINDIA	11-Aug-18	505594	MULTIIN	11-Aug-18
532179	CORPBANK	11-Aug-18	534309	NBCC	11-Aug-18
532392	CREATIVEYE	11-Aug-18	530129	NILE	11-Aug-18
531472	CYBELEIND	11-Aug-18	508875	NITINCAST	11-Aug-18
533309	DALMIABHA	11-Aug-18	519494	NKIND	11-Aug-18
523369	DCMSRMIND	11-Aug-18	507813	NOL	11-Aug-18
512485	DHANCOT	11-Aug-18	502165	OCL	11-Aug-18
532219	ENERGYDEV	11-Aug-18	500313	OILCOUNTUB	11-Aug-18
530929	EUROASIA	11-Aug-18	531254	OPTIFIN	11-Aug-18
521014	EUROTEXIND	11-Aug-18	526325	ORIENTLTD	11-Aug-18
532656	FACORALL	11-Aug-18	526905	PADMAIND	11-Aug-18
517264	FINELINE	11-Aug-18	513511	PANCHMAHQ	11-Aug-18
500940	FINOLEXIND	11-Aug-18	517417	PATELSAI	11-Aug-18
524743	FISCHER	11-Aug-18	524136	PCCOSMA	11-Aug-18
530885	FIVECORE	11-Aug-18	526435	PERFEPa	11-Aug-18
503831	FOMEHOT	11-Aug-18	533581	PGEL	11-Aug-18
532726	GALLANTT	11-Aug-18	532933	PORWAL	11-Aug-18
531813	GANGAPA	11-Aug-18	539302	POWERMECH	11-Aug-18
538788	GILADAFINS	11-Aug-18	517258	PRECISIO	11-Aug-18
526025	GLOBUSCON	11-Aug-18	512105	PROAIMENT	11-Aug-18
500163	GODFRYPHLP	11-Aug-18	519014	PRSN TIN	11-Aug-18
522217	GUJAPOLLO	11-Aug-18	531562	PUSHPIN	11-Aug-18
523836	GUJRAFIA	11-Aug-18	531437	PWASML	11-Aug-18
506024	HARME	11-Aug-18	520073	RACLGEAR	11-Aug-18
532467	HAZOOOR	11-Aug-18	500354	RAJSREESUG	11-Aug-18
508956	HBLEAS	11-Aug-18	500360	RAPICUT	11-Aug-18
532216	HBSTOCK	11-Aug-18	507966	RASRESOR	11-Aug-18
503881	HINDSYNTEX	11-Aug-18	531207	RAYLA	11-Aug-18
590018	HISARMET	11-Aug-18	530919	REMSONSIND	11-Aug-18
531724	HRBFLOr	11-Aug-18	538540	RLFL	11-Aug-18
540774	IFGLEXPOR	11-Aug-18	500366	ROLTA	11-Aug-18
511355	INDCEMCAP	11-Aug-18	533470	RUSHIL	11-Aug-18
530005	INDIACEM	11-Aug-18	532604	SALSTEEL	11-Aug-18
521005	INDOVATION	11-Aug-18	521240	SAMBANDAM	11-Aug-18
530965	IOC	11-Aug-18	504918	SANDUMA	11-Aug-18

Results Calander Q1FY19

BSE Code	Company Name	Date	BSE Code	Company Name	Date
504614	SARDAEN	11-Aug-18	503622	ZSVTRADI	11-Aug-18
532993	SEZAL	11-Aug-18	531390	UPSURGE	11-Aug-18
513436	SHAHALLOYS	11-Aug-18	526987	URJAGLOBA	11-Aug-18
530797	SHGANEL	11-Aug-18	519156	VADILALIND	11-Aug-18
517411	SHYAMTEL	11-Aug-18	519152	VADILENT	11-Aug-18
539410	SIENERGY	11-Aug-18	526755	VELHO	11-Aug-18
512131	SIGNETIND	11-Aug-18	538732	VGCL	11-Aug-18
513472	SIMPLEXCAS	11-Aug-18	531234	VICTORYPP	11-Aug-18
504398	SJCORP	11-Aug-18	517393	VINTRON	11-Aug-18
538923	SOFCOM	11-Aug-18	512517	VINVANI	11-Aug-18
539217	SRESTHA	11-Aug-18	590038	VISUINTL	11-Aug-18
530759	STERTOOLS	11-Aug-18	539118	VRLLLOG	11-Aug-18
526500	STRGRENWO	11-Aug-18	534392	VSSL	11-Aug-18
508969	SULABEN	11-Aug-18	531266	VSTTILLERS	11-Aug-18
530419	SUMEDHA	11-Aug-18	507817	WIREFABR	11-Aug-18
531433	SUNGOLD	11-Aug-18	516030	YASHPPR	11-Aug-18
539835	SUPERIOR	11-Aug-18	531043	ZDHJERK	11-Aug-18
540168	SUPRAP	11-Aug-18	519064	ZKHANDEN	11-Aug-18
523842	SUPTANERY	11-Aug-18	506178	ZKHATAUE	11-Aug-18
533101	SURYAAMBA	11-Aug-18	512245	ZNIVITRD	11-Aug-18
521200	SURYALAXMI	11-Aug-18	506042	ZPRBHSTE	11-Aug-18
512449	SVCRES	11-Aug-18	503624	ZSVARAJT	11-Aug-18
505685	TAPARIA	11-Aug-18	500418	TOKYOPLAST	11-Aug-18
532869	TARMAT	11-Aug-18	533540	TREEHOUSE	11-Aug-18
532845	TGBHOTELS	11-Aug-18	536565	TRIMURTHI	11-Aug-18
539871	THYROCCARE	11-Aug-18	514236	TRUPTWI	11-Aug-18
503663	TILAK	11-Aug-18	524514	TULASEEBIOE	11-Aug-18
531644	TOKYOFIN	11-Aug-18	509243	TVSSRICHAK	11-Aug-18
524408	UNIVSTAR	11-Aug-18	522014	UNIDT	11-Aug-18

Economic Calendar

Country	Monday 6th August 18	Tuesday 7th August 18	Wednesday 8th August 18	Thursday 9th August 18	Friday 10th August 18
US		JOLTs Job Openings (Jun),API Weekly Crude Oil Stock,Halifax House Price Index (MoM).	Crude Oil Inventories,10-Year Note Auction,10-Year Note Auction.	Initial Jobless Claims,PPI (MoM) (Jul).	Core CPI (YoY) (Jul),U.S. Baker Hughes Oil Rig Count,Federal Budget Balance (Jul).
UK/EURO ZONE	BRC Retail Sales Monitor (YoY) (Jul)		RICS House Price Balance (Jul)	ECB Economic Bulletin,	Business Investment (QoQ) (Q2)GDP (MoM),Imports (QoQ),Industrial Production (MoM) (Jun),Manufacturing Production (MoM) (Jun),Trade Balance (Jun),
INDIA					

DISCLAIMER

The following Disclosures are being made in compliance with the SEBI Research Analyst Regulations 2014 (herein after referred to as the Regulations). Narnolia Financial Advisors Ltd. (Formerly Microsec Capital Ltd) (MCL) is a SEBI Registered Research Analyst having registration no. INH300002407. MCL, the Research Entity (RE) as defined in the Regulations, is engaged in the business of providing Stock broking services, Depository participant services, Merchant Banking, Portfolio Management & distribution of various financial products. MCL is a subsidiary company of G Raj & Company Consultants Ltd. (GRaj). MCL is registered with the Securities & Exchange Board of India (SEBI) and is a registered Trading Member with National Stock Exchange of India Ltd. (NSE), Bombay Stock Exchange Limited (BSE) and Metropolitan Stock Exchange Of India Ltd. (MSEI) for its stock broking activities & is Depository participant with Central Depository Services Limited (CDSL) & National Securities Depository Limited (NSDL) and is member of Association of Mutual Funds of India (AMFI) for distribution of financial products. MCL is also SEBI registered Category 1 Merchant Banker & Portfolio Manager. Details of associate entities of MCL is available on the website at www.narnolia.com

No penalties have been levied on MCL by any Regulatory/Statutory authority. MCL, its associates, Research Analyst or their relative may have any financial interest in the subject company. MCL and/or its associates and/or Research Analyst may have beneficial ownership of 1% or more securities in the subject company at the end of the month immediately preceding the date of publication of the Research Report. MCL and its associate company(ies), their directors and Research Analyst and their relatives may; (a) from time to time, have a long or short position in, act as principal in, and buy or sell the securities or derivatives thereof of companies mentioned herein. (b) be engaged in any other transaction involving such securities and earn brokerage or other compensation or act as a market maker in the financial instruments of the company(ies) discussed herein or act as an advisor or lender/borrower to such company(ies) or may have any other potential conflict of interests with respect to any recommendation and other related information and opinions.; however the same shall have no bearing whatsoever on the specific recommendations made by the analyst(s), as the recommendations made by the analyst(s) are completely independent of the views of the associates of MCL even though there might exist an inherent conflict of interest in some of the stocks mentioned in the research report. Research Analyst may have served as director/officer, etc. in the subject company in the last 12 month period. MCL and/or its associates may have received any compensation from the subject company in the past 12 months. In the last 12 months period ending on the last day of the month immediately preceding the date of publication of this research report, MCL or any of its associates may have: a) managed or co-managed public offering of securities from subject company of this research report, b) received compensation for investment banking or merchant banking or brokerage services from subject company of this research report, c) received compensation for products or services other than investment banking or merchant banking or brokerage services from the subject company of this research report. d) Subject Company may have been a client of MCL or its associates during twelve months preceding the date of distribution of the research report. MCL and its associates have not received any compensation or other benefits from the subject company or third party in connection with the research report. MCL and / or its affiliates do and seek to do business including investment banking with companies covered in its research reports. As a result, the recipients of this report should be aware that MCL may have a potential conflict of interest that may affect the objectivity of this report. Compensation of Research Analysts is not based on any specific merchant banking, investment banking or brokerage service transactions.

Terms & Conditions: This report has been prepared by MCL and is meant for sole use by the recipient and not for circulation. The report and information contained herein is strictly confidential and may not be altered in any way, transmitted to, copied or distributed, in part or in whole, to any other person or to the media or reproduced in any form, without prior written consent of MCL. The report is based on the facts, figures and information that are considered true, correct, reliable and accurate. The intent of this report is not recommendatory in nature. The information is obtained from publicly available media or other sources believed to be reliable. Such information has not been independently verified and no guaranty, representation of warranty, express or implied, is made as to its accuracy, completeness or correctness. All such information and opinions are subject to change without notice. The report is prepared solely for informational purpose and does not constitute an offer document or solicitation of offer to buy or sell or subscribe for securities or other financial instruments for the clients. Though disseminated to all the customers simultaneously, not all customers may receive this report at the same time. MCL will not treat recipients as customers by virtue of their receiving this report.

Analyst Certification The views expressed in this research report accurately reflect the personal views of the analyst(s) about the subject securities or issues, and no part of the compensation of the research analyst(s) was, is, or will be directly or indirectly related to the specific recommendations and views expressed by research analyst(s) in this report.

Disclosure of Interest Statement Companies where there is interest

Analyst's ownership of the stocks mentioned NIL

A graph of daily closing prices of securities is available at www.nseindia.com, www.bseindia.com.

Research Analyst's views on Subject Company may vary based on Fundamental research and Technical Research. Proprietary trading desk of MCL or its associates maintains arm's length distance with Research Team as all the activities are segregated from MCL research activity and therefore it can have an independent view with regards to subject company for which Research Team have expressed their views.

This report is not directed or intended for distribution to or use by any person or entity resident in a state, country or any jurisdiction, where such distribution, publication, availability or use would be contrary to law, regulation or which would subject MCL & its group companies to registration or licensing requirements within such jurisdictions.

Disclaimer: The report and information contained herein is strictly confidential and meant solely for the selected recipient and may not be altered in any way, transmitted to, copied or distributed, in part or in whole, to any other person or to the media or reproduced in any form, without prior written consent. This report and information herein is solely for informational purpose and may not be used or considered as an offer document or solicitation of offer to buy or sell or subscribe for securities or other financial instruments. Nothing in this report constitutes investment, legal, accounting and tax advice or a representation that any investment or strategy is suitable or appropriate to your specific circumstances. The securities discussed and opinions expressed in this report may not be suitable for all investors, who must make their own investment decisions, based on their own investment objectives, financial positions and needs of specific recipient. This may not be taken in substitution for the exercise of independent judgment by any recipient. Each recipient of this document should make such investigations as it deems necessary to arrive at an independent evaluation of an investment in the securities of companies referred to in this document (including the merits and risks involved), and should consult its own advisors to determine the merits and risks of such an investment. The investment discussed or views expressed may not be suitable for all investors. Certain transactions -including those involving futures, options, another derivative products as well as non-investment grade securities - involve substantial risk and are not suitable for all investors. No representation or warranty, express or implied, is made as to the accuracy, completeness or fairness of the information and opinions contained in this document. This information is subject to change without any prior notice. The Company reserves the right to make modifications and alternations to this statement as may be required from time to time without any prior approval. MCL, its associates, their directors and the employees may from time to time, effect or have effected an own account transaction in, or deal as principal or agent in or for the securities mentioned in this document. They may perform or seek to perform investment banking or other services for, or solicit investment banking or other business from, any company referred to in this report. Each of these entities functions as a separate, distinct and independent of each other. The recipient should take this into account before interpreting the document. The views expressed are those of the analyst, and the Company may or may not subscribe to all the views expressed therein. This document is being supplied to you solely for your information and may not be reproduced, redistributed or passed on, directly or indirectly, to any other person or published, copied, in whole or in part, for any purpose. This report is not directed or intended for distribution to, or use by, any person or entity who is a citizen or resident of or located in any locality, state, country or other jurisdiction, where such distribution, publication, availability or use would be contrary to law, regulation or which would subject MCL to any registration or licensing requirement within such jurisdiction. The securities described herein may or may not be eligible for sell in all jurisdictions or to certain category of investors. Persons in whose possession this document may come are required to inform themselves of and to observe such restriction. Neither the Firm, not its directors, employees, agents or representatives shall be liable for any damages whether direct or indirect, incidental, special or consequential including lost revenue or lost profits or lost opportunities that may arise from or in connection with the use of the information. The person accessing this information specifically agrees to exempt MCL or any of its affiliates or employees from, any and all responsibility/liability arising from such misuse and agrees not to hold MCL or any of its affiliates or employees responsible for any such misuse and further agrees to hold MCL or any of its affiliates or employees free and harmless from all losses, costs, damages, expenses that may be suffered by the person accessing this information due to any errors and delays.

Correspondence Office Address: Arch Waterfront, 5th Floor, Block GP, Saltlake, Sector 5, Kolkata 700 091; Tel No.: 033-40541700; www.narnolia.com. Registered Office Address: Shivam Chambers, 1st Floor, 53, Syed Amir Ali Avenue, Kolkata 700 091. Compliance Officer: Manish Kr Agarwal, Email Id: mkagarwal@narnolia.com, Contact No.:033-4054 1766.

Registration details Company & Group entities: MCL: SEBI Registration: INZ000166737 (BSE/NSE/MSE); CDSL: IN-DP-424-2007; NSDL: IN-DP-NSDL-245-2005; Research Analyst: INH300002407, Merchant Banking: (Registration No.: INM000010791), PMS: (Registration No.: INP000002304), AMFI: ARN 3087

SEBI Registration: BSE Broker INZ260010731; NSDL DP: IN-DP-NSDL-371-2014 G. Raj & Company Consultants Ltd (G RAJ), MCX/NCDEX Commodities Broker: INZ000051636 Microsec Commerce Limited, PMS: INP000005109Narnolia Velox Advisory Ltd., Investment Adviser: INA300005439 Eastwind Capital Advisors Pvt Ltd. (EASTWIND), IRDA License No.134 (Microsec Insurance Brokers Limited), AMFI: ARN 20558, PFRDA NPS POP: 35012016 Narnolia Securities Ltd. (NSL), RBI Registered NBFC:B.05.02568 Narnolia Capital Advisors Pvt. Ltd.