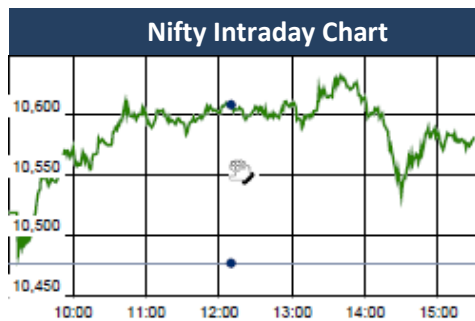


KEY LEVELS

Support 1 : 10880
Support 1 : 10782

Resistance 1 : 11130
Resistance 2 : 11268



Market

Market	Value	% Change
Morning Traded Market		
SGX NIFTY	10,353.00	-2.01%
NIKKIE	21,287.31	-2.84%
HANG SENG	29,568.17	-2.99%

Yesterday Closing Market

Sensex	34,413.16	0.97%
Nifty	10,576.85	0.96%
DOW	23,860.46	-4.15%
NASDAQ	6,777.16	-4.06%
CAC	5,151.68	-2.02%
DAX	12,260.29	-2.69%
FTSE	7,170.69	-1.52%
EW ALL SHARE	19,490.63	1.33%

% Change in 1 day

Commodity Price (Yesterday Closing)

Commodity/Currencies	Value	% Change
GOLD	30107.00	0.37%
SILVER	38000.00	0.36%
CRUDEOIL	64.47	0.31%
NATURALGAS	175.70	-0.28%
DOLLAR/RS.	64.25	-0.04%
EURO/RS.	78.69	-0.85%
POUND/RS.	89.36	0.19%

% Change in 1 day

Institutional Turnover

FII			
Investor	Buy(Cr.)	Sale(Cr.)	Net(Cr.)
08-Feb-18	4396	6693	(2297)
Feb-18	37565	42425	(4859)
2018	171787	167079	4709
DII			
Investor	Buy(Cr.)	Sale(Cr.)	Net(Cr.)
08-Feb-18	5671	3297	2374
Feb-18	30113	25282	4831
2018	123143	117913	5230

Event Today

Buy Back of Shares

PIDILITIND

(Ex Date : 9. 2.2018)

Interim Dividend

AEGISLOG : Rs 0.50/-,ALICON : Rs2/-
CARERATING ; Rs 6/-, CHOLAINV: 4.5/-

MRF : Rs 3/-, NAUKRI: Rs 1.5/-

(Ex Date : 9. 2.2018)

Market Outlook

Yesterday we have seen a volatile movement of Indian equities and after opening on a positive note, Nifty continuously rose to make an intraday high of 10637.65. However it was unable to maintain the same and some selling to 10529 was witnessed towards the afternoon session. At the end of the day the index closed at 10576.85. It had a net gain of 0.96% over the previous trading day's close. The broader market was also in favor of bulls as the midcap and small cap indices outperformed the benchmark index and closed the day after gaining 1.8%-2.4%.

On the sectoral front, the buying was witnessed across the board. Banking, Media and Pharmaceutical stocks were on the buyers' radar. The breadth of the market was positive and about four shares advanced for every share declined at NSE.

Budget 2018 was expected to be more populist due to this being last full budget before the next general election, but the budget is much more balanced. For economy, the rise of 20% in infra spending and attempt to raise farm income is highly positive. We believe equity market in the calendar year 2018 would be more about earning growths than anything else. On-going Q3 quarter results are unfolding almost in-line with the street expectations. And double-digit growth for Nifty EPS in FY18 is almost secured.

Though there does not yet appear any threat to this on-going rally in terms of market technicals, it's worth to remember that stock market can never be a one-way street. So it would be prudent to continue trading long but with trailing stop loss. If Nifty retests lows made post-budget that would signal a correction has finally set in after the relentless rally of last 14 months.

Quote of the Day : "If you understood a business perfectly and the future of the business, you would need very little in the way of a margin of safety. So, the more vulnerable the business is, assuming you still want to invest in it, the larger margin of safety you'd need. If you're driving a truck across a bridge that says it holds 10,000 pounds and you've got a 9,800 pound vehicle, if the bridge is 6 inches above the crevice it covers, you may feel okay, but if it's over the Grand Canyon, you may feel you want a little larger margin of safety..." **Warren Buffett**

Right Issue of Equity Shares

IBVENTURES (Ex Date : 9. 2.2018)

Stock Split

SRSFIN (From Rs.10/- to Rs.1/-)

(Ex Date : 9. 2.2018)

Result

AMBIT, AVANTI, BANKBARODA
BATAINDIA, BLKASHYAP, CAPACITE
BPCL, CENTRALBK, CENTRUM
DEEPIIND, DLINKINDIA, GESHIP
GILLETTE, GMDCLTD, HFCL
HIMATSEIDE, IL&FSTRANS, INDIACEM

M&M, MARICO, MFLINDIA, MOLDTEK

MOIL, NATIONALUM, OIL, ONGC
RAMKY, SBIN, SEQUENT SJVN, SUNTV
TATASTEEL, UCOBANK, VSTILLERS

Concall

Glenmark : 8:30 AM, Petronet: 10 AM

ABB, Cosmo Films, SAIL : 11:00 AM

Adlabs, Balrampur Chini: 12:00 PM
LT Foods, Deep Ind: 2 PM

Tata Comm, Muthoot Flin : 2:30 PM,

Voltas, SJVN: 3 PM, Brigade: 4PM

India Cem : 4:30 PM Granules, Suzlon : 5 PM

Tata Steel : 6 PM, SBI : 6:30 PM

AUROPHARMA

"BUY"

9th Feb 2018

We continue to remain optimistic for Auropharma among the Indian Pharma peers as Aurobindo Pharma is better placed and has come up with a good performance in the recent month especially in US by mitigating challenging pricing pressure in US. The company has reported healthy revenue growth in 3QFY18 results on the back of robust growth in US Business due to new approvals and significant growth in Europe Business. Earning visibility in near future remain tough factoring the shift of major product launch from FY18 to FY19, increasing R&D expenditure based on trials for biosimilars and scheduled inspection of USFDA for Unit 4 and Unit 12 unit. Due to the above concern we have changed our estimates and revised target price to Rs775 (from Rs950). We value Auropharma at 13x times of FY19 expected EPS and maintain a buy rating on the stock with a revised target of Rs.775.

CADILAHC

"BUY"

9th Feb 2018

Cadila is set to witness a strong growth prospects backed by rich US pipeline and several high potential products await FDA approval. The clearance of the Moraiya facility has kick-started approvals of some limited-competition products in oral solids, transdermal & nasal segment. Post this resolution, Cadila has received the highest number of approvals—~70 since April 2017—and management expect the momentum to sustain. We have a positive view on the stock considering company's focus on Para IV filings, speciality products and expected pick-up in launch momentum from the Moraiya facility. Key risk to our estimate may be delay in new product launches, FDA Approval and any regulatory concern related to USFDA. Presently we maintain a BUY rating for the stock with 22.77x times of FY19 expected EPS and with same target price of Rs.526.

*For details, refer to our daily report- *India Equity Analytics***Top News****Auropharma Concall(3QFY18)**

→US business - Injectables: Auropharma expects to attain 30% plus growth in FY18. A guidance of US\$ 180-185mn for FY18. Company is on track to achieve that guidance and expect US\$ 50-55mn for 4QFY18 The growth to come from enhanced volume through supply of injectables that are in shortage (Tazobactam/Piperacillin and Pantaprazole injection), and launch of Fondaparinux.

→ Europe formulations: As per the management a growth of 8%-10% on constant currency basis will be sustained in near future. The growth will be driven by tenders and new product launches.

→ Net debt should be below US\$475mn by the end of FY18E on account of the remittance from Renvela generic sales.

→ R&D spending guidance of 3.6% in FY18 and can scale up to 4.5% of sales, when late stage phase 3 clinical trials on biosimilar commence in FY19.

→ Effective Tax guidance at 26%-27% in FY18. Tax rate should hold at 25% level on account of realisation of SEZ investment benefit in FY19.

→ Vancomycin: Delay in the Approval and should come around FY19 as guided earlier by the end of FY18.

→ Unit 4 and Unit 12 is due for scheduled inspection by USFDA in next few weeks.

>> **Titan Mgt Guideline** : The retail growth of 15 percent is in-line with the growth expectations and it is a good performance. Company is still looking at a 25 percent growth in the jewellery division

Company expect to do very well this year. It contributes 10 percent of volumes in India. Fastrack has been doing well in online sales, it has grown 26 percent this quarter.

Company is on the path to achieve 15 percent margin in watches division.

Cipla Concall 3QFY18:

→ Company filed 2 products in Q3FY18 taking the 9months count to 10 filings; expecting to file 10+ products in Q4. The company expects 20 ANDA filings in the US in 2019 and at least one differentiated product launches every quarter.

→ Cipla grew ahead in South Africa private market at 11.1% in the private market vs 10.3% market growth; as per IMS MAT Dec'17.

→ Cipla flagship respiratory product, FPSM, its in Australia is gaining traction; targeting to increase market share in FY19.

→ Advair trials progressing smoothly, two additional clinical trials in US to begin soon.

→ Company is tapering down its Capital Expenditure. Guided for Rs 850-900 Crore of capex for FY18 .Till now Rs750Cr Spent.

→ Guided for 8%-9% R&D spending of total sales for FY18 (FY17-7%-7.5%). Ramp-up in R&D investments is mainly due to certain clinical trial to begin in H2FY18.

→ Focus on building a strong Specialty portfolio for US continues with certain assets in advanced stages of discussion in Neurology and Respiratory space

> ZYDUSWELL:Q3FY18 result concall update:

Sugar substitute category grew by 13.2% YoY in this quarter. Sugar free's market share remained 94.4% in Q3FY18.

Scrub category grew by 9.9%YoY.

Peel off category grew by 17.9% YoY while Everyuth peel off mask's market share remained 86.5% in Q3FY18.

Gross Margin deteriorated QoQ due to rise in custom duty on Palm Oil twice, once in August and second in November 17.

GST rate was cut by government in November. The company had immediately passed it to the consumers.

The company will speed up new launches going forward.

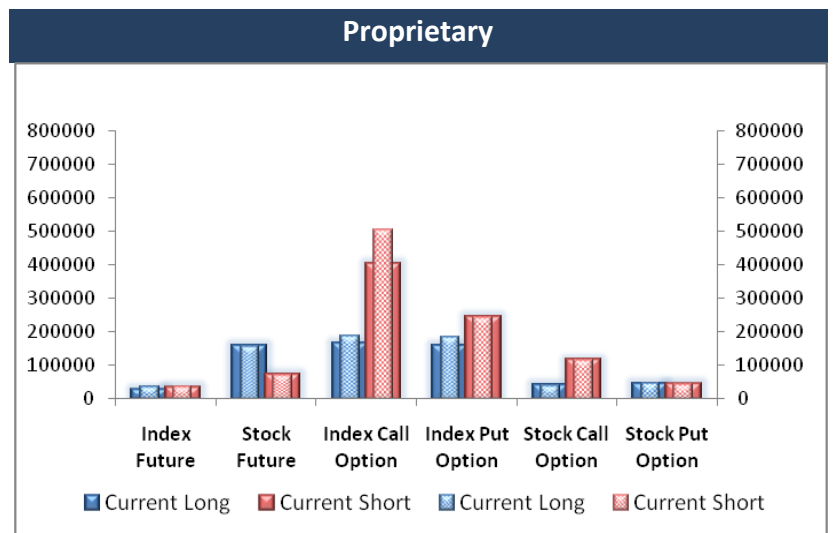
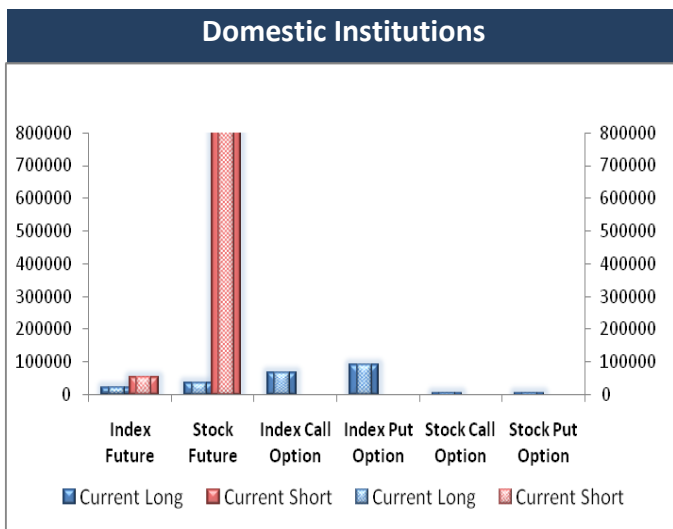
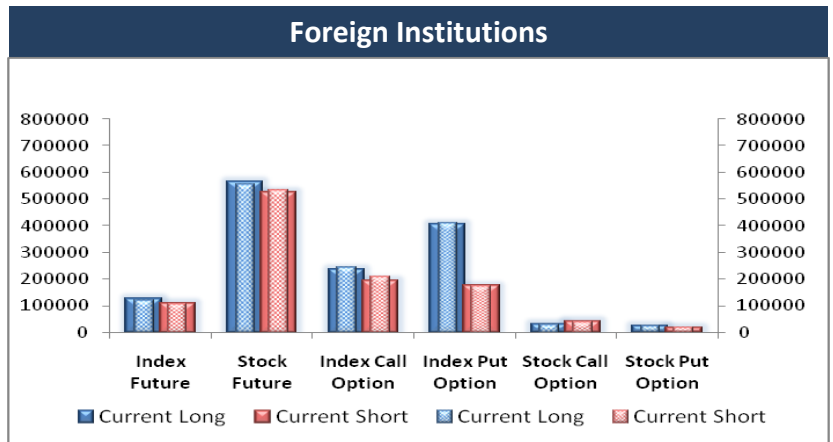
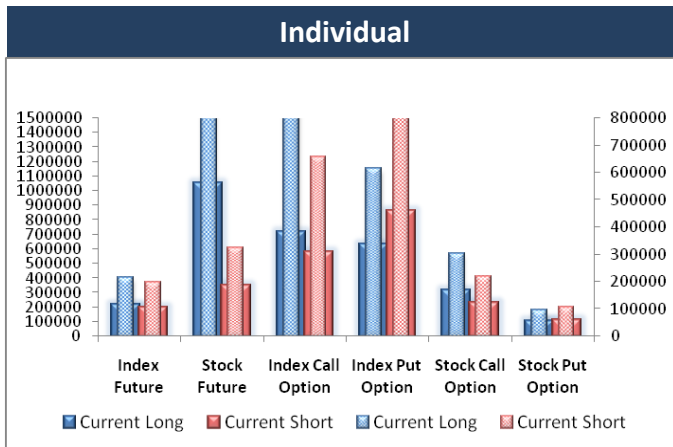
Company's distribution reach at business level is 8.2-8.3 Lakhs outlets. A&P expenses will remain in the range of 18-20% annually.

Nutralite: 70% of its business is institutional. Continue to witness volume led growth on the back of enhance distribution and new

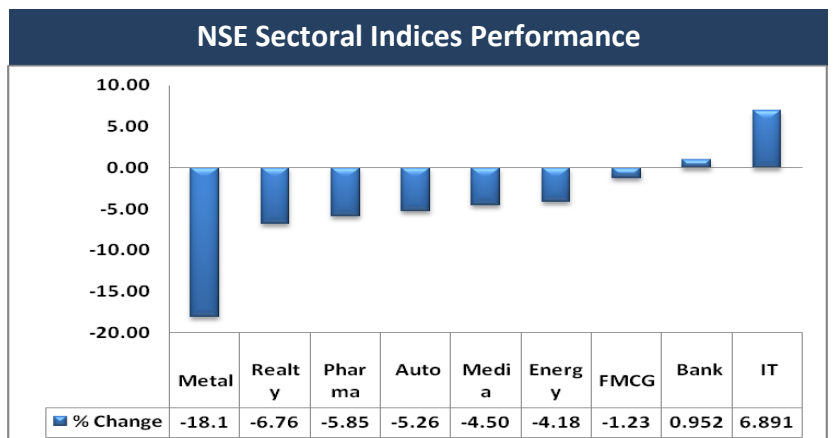
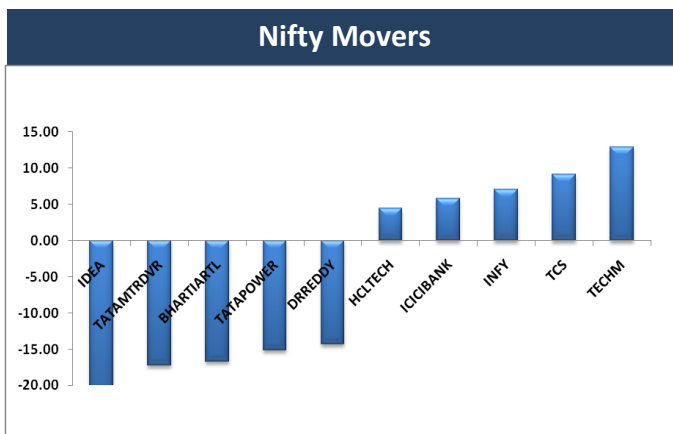
Block Deal

Exchange	Deal Date	Company	Client Name	Deal Type	Quantity	Price
NSE	08-Feb-18	AGRITECH	MEGHA MAHESHWARI	BUY	32631	133
NSE	08-Feb-18	AUSOMENT	RONAK BANSAL	BUY	153072	96
NSE	08-Feb-18	CEREBRAINT	RAJA RAMCHANDRA DALVI	BUY	790541	54
NSE	08-Feb-18	GALAXYSURF	ALPHAGREP COMMODITIES PRIVATE LIMITED	BUY	191204	1638
NSE	08-Feb-18	GALAXYSURF	N.K. SECURITIES	BUY	322366	1632
NSE	08-Feb-18	GALAXYSURF	PURITY TRADEMAX LLP	BUY	228423	1631
NSE	08-Feb-18	IZMO	SHETH BROTHERS	BUY	72966	106
NSE	08-Feb-18	JUSTDIAL	SHAASTRA SECURITIES TRADING PRIVATE LIMITED	BUY	371446	454
NSE	08-Feb-18	RCOM	SHAASTRA SECURITIES TRADING PRIVATE LIMITED	BUY	15671231	26
NSE	08-Feb-18	SANWARIA	BP FINTRADE PRIVATE LIMITED	BUY	3966605	19
NSE	08-Feb-18	UFO	SBI MUTUAL FUND	BUY	395000	452
NSE	08-Feb-18	UNITEDPOLY	AMRAPALI INDUSTRIES LTD.	BUY	27000	35
NSE	08-Feb-18	UNITEDPOLY	CHIRAG Y. THAKKAR	BUY	27000	35
NSE	08-Feb-18	UNITEDPOLY	YASHWANTBHAI A. THAKKAR	BUY	27000	35
NSE	08-Feb-18	AGRITECH	MEGHA MAHESHWARI	SELL	31555	133
NSE	08-Feb-18	AUSOMENT	RONAK BANSAL	SELL	153072	98
NSE	08-Feb-18	CEREBRAINT	RAJA RAMCHANDRA DALVI	SELL	1091208	55
NSE	08-Feb-18	GALAXYSURF	ALPHAGREP COMMODITIES PRIVATE LIMITED	SELL	191204	1638
NSE	08-Feb-18	GALAXYSURF	N.K. SECURITIES	SELL	322366	1633
NSE	08-Feb-18	GALAXYSURF	PURITY TRADEMAX LLP	SELL	228423	1632
NSE	08-Feb-18	GEEKAYWIRE	MANMOHAN AGARWAL	SELL	64000	34
NSE	08-Feb-18	GUJNREDVR	ORANGE MAURITIUS INVESTMENTS LIMITED	SELL	312538	1
NSE	08-Feb-18	IZMO	SHETH BROTHERS	SELL	72055	107
NSE	08-Feb-18	JUSTDIAL	SHAASTRA SECURITIES TRADING PRIVATE LIMITED	SELL	371446	454
NSE	08-Feb-18	RCOM	SHAASTRA SECURITIES TRADING PRIVATE LIMITED	SELL	15671231	26
NSE	08-Feb-18	SANWARIA	BP FINTRADE PRIVATE LIMITED	SELL	3965635	19
NSE	08-Feb-18	SHYAMCENT	SUBHAM CAPITAL PVT. LTD.	SELL	6600000	10
NSE	08-Feb-18	UFO	SBI MUTUAL FUND	SELL	550000	452
NSE	08-Feb-18	UNITEDPOLY	PREMKUMAR RAM KRISHNA PANDEY	SELL	81000	35

F&O OPEN INTEREST (Number of Contracts)



MARKET MOVERS (1 MONTH CHANGE)



Result Calendar Q3FY18

Bse Code	Company Name	Date	Bse Code	Company Name	Date
539528	AAYUSH	9-Feb-18	500547	BPCL	9-Feb-18
540691	ABCAPITAL	9-Feb-18	540710	CAPACITE	9-Feb-18
531161	ABMKNO	9-Feb-18	509486	CAPRIHANS	9-Feb-18
511706	ACTIONFI	9-Feb-18	531682	CATECH	9-Feb-18
523031	ADSDIAG	9-Feb-18	530789	CEEJAY	9-Feb-18
535467	AIFL	9-Feb-18	532885	CENTRALBK	9-Feb-18
514394	AJIL	9-Feb-18	501150	CENTRUM	9-Feb-18
530973	ALFAICA	9-Feb-18	504671	CHASBRT	9-Feb-18
539523	ALKEM	9-Feb-18	511742	CHOKSEC	9-Feb-18
526439	AMBIT	9-Feb-18	500147	CMIFPE	9-Feb-18
534612	AMTL	9-Feb-18	532104	CMSINFO	9-Feb-18
500012	ANDHRAPET	9-Feb-18	508571	COCHMAL	9-Feb-18
530721	ANGIND	9-Feb-18	531041	COMPEAU	9-Feb-18
512091	ANSHNCO	9-Feb-18	522231	CONART	9-Feb-18
523694	APCOTEXIND	9-Feb-18	538922	COSYN	9-Feb-18
540692	APEX	9-Feb-18	532392	CREATIVEYE	9-Feb-18
517096	APLAB	9-Feb-18	532271	CYBERMAT	9-Feb-18
524412	AREYDRG	9-Feb-18	500117	DCW	9-Feb-18
531017	ARISE	9-Feb-18	502137	DECCANCE	9-Feb-18
531677	ARISINT	9-Feb-18	532760	DEEPIND	9-Feb-18
531179	ARMANFIN	9-Feb-18	511451	DHARFIN	9-Feb-18
523716	ASHIANA	9-Feb-18	533146	DLINKINDIA	9-Feb-18
526187	ASHRAM	9-Feb-18	523618	DREDGECORP	9-Feb-18
521076	ASIL	9-Feb-18	524818	DYNAMIND	9-Feb-18
502015	ASSOSTNB	9-Feb-18	532707	DYNPRO	9-Feb-18
517429	ATHENAGLO	9-Feb-18	517477	ELNET	9-Feb-18
505032	AUTOPRD	9-Feb-18	509525	EMPIND	9-Feb-18
512573	AVANTI	9-Feb-18	532219	ENERGYDEV	9-Feb-18
512109	AVIVA	9-Feb-18	531259	ESHAMEDIA	9-Feb-18
514360	AXISRAIL	9-Feb-18	521137	EUREKAI	9-Feb-18
530197	BAGADIA	9-Feb-18	530079	FAZE3Q	9-Feb-18
512261	BAJGLOB	9-Feb-18	532518	FLORENCE	9-Feb-18
539834	BALGOPAL	9-Feb-18	522017	FLUIDOM	9-Feb-18
532134	BANKBARODA	9-Feb-18	531137	GEMSI	9-Feb-18
500043	BATAINDIA	9-Feb-18	500620	GESHIP	9-Feb-18
522650	BEMHY	9-Feb-18	507815	GILLETTE	9-Feb-18
524606	BERLDRG	9-Feb-18	532773	GLOBALVECT	9-Feb-18
531582	BERYLSE	9-Feb-18	532181	GMDCLTD	9-Feb-18
531530	BETALA	9-Feb-18	506480	GOCLCORP	9-Feb-18
539120	BFFL	9-Feb-18	500151	GOLDENTOBC	9-Feb-18
504646	BGWTATO	9-Feb-18	523676	GOLKUNDIA	9-Feb-18
531862	BHARATAGRI	9-Feb-18	530663	GOYALASS	9-Feb-18
514183	BLACKROSE	9-Feb-18	518029	GSCLCEMENT	9-Feb-18
532719	BLKASHYAP	9-Feb-18	500170	GTNINDS	9-Feb-18
530809	BNRUDY	9-Feb-18	532160	GUJSTATFIN	9-Feb-18
509470	BOMOXY-B1	9-Feb-18	532467	HAZOR	9-Feb-18

500183	HFCL	9-Feb-18	523144	MEDICAPQ	9-Feb-18
514043	HIMATSEIDE	9-Feb-18	532307	MELSTAR	9-Feb-18
500104	HINDPETRO	9-Feb-18	526622	MFLINDIA	9-Feb-18
500449	HOCL	9-Feb-18	500271	MFSL	9-Feb-18
500193	HOTELEELA	9-Feb-18	539957	MGL	9-Feb-18
522289	IFMIMPX	9-Feb-18	523343	MICROSE	9-Feb-18
500212	IFSL	9-Feb-18	505336	MIRCH	9-Feb-18
531968	IITLPROJ	9-Feb-18	526891	MKTCREAT	9-Feb-18
514238	IKAB	9-Feb-18	532140	MOHITE	9-Feb-18
533177	IL&FSTRANS	9-Feb-18	533286	MOIL	9-Feb-18
517370	INCAP	9-Feb-18	526263	MOLDTEK	9-Feb-18
511355	INDCEMCAP	9-Feb-18	523544	MONEL	9-Feb-18
530005	INDIACEM	9-Feb-18	512065	MRUTR	9-Feb-18
509692	INDIANCARD	9-Feb-18	539917	NAGARFERT	9-Feb-18
524648	INDOAMIN	9-Feb-18	534184	NAGAROIL	9-Feb-18
504746	INLCM	9-Feb-18	532234	NATIONALUM	9-Feb-18
526871	INTECCAP	9-Feb-18	504882	NATIONSTD	9-Feb-18
535958	INTEGRA	9-Feb-18	502168	NCLIND	9-Feb-18
509709	INTLCONV	9-Feb-18	532649	NECLIFE	9-Feb-18
513361	ISWL	9-Feb-18	509040	NETLINK	9-Feb-18
500213	ITHL	9-Feb-18	511658	NETTLINX	9-Feb-18
507789	JAGSNPHARM	9-Feb-18	526721	NICCOPAR	9-Feb-18
526865	JAINCO	9-Feb-18	512489	OASISEC	9-Feb-18
505212	JAINEX	9-Feb-18	533106	OIL	9-Feb-18
506943	JBCHEPHARM	9-Feb-18	500312	ONGC	9-Feb-18
524731	JENBURPH	9-Feb-18	517242	ONIDSAK	9-Feb-18
516078	JUMBO	9-Feb-18	509099	OSWALEA	9-Feb-18
504840	KAIRA	9-Feb-18	523151	OTCO	9-Feb-18
513693	KAJARIR	9-Feb-18	540467	PARMSILK	9-Feb-18
501151	KARTKIN	9-Feb-18	526349	PARTIND	9-Feb-18
533192	KCPSUGIND	9-Feb-18	526381	PATINTLOG	9-Feb-18
507794	KHAICHEM	9-Feb-18	500143	PHCAP	9-Feb-18
507946	KIDUJA	9-Feb-18	532387	PNC	9-Feb-18
532067	KILPEST	9-Feb-18	536659	PVVINFRA	9-Feb-18
521248	KITEX	9-Feb-18	538596	QUANTBUILD	9-Feb-18
539384	KRISHNACAP	9-Feb-18	532866	QUINTEGRA	9-Feb-18
530313	LAURLOR	9-Feb-18	522257	RAJOOENG	9-Feb-18
531288	LEADFIN	9-Feb-18	502587	RAMAPULP	9-Feb-18
531527	LLORF	9-Feb-18	533262	RAMKY	9-Feb-18
532740	LOKESHMACH	9-Feb-18	531572	RANJITSE	9-Feb-18
500520	M&M	9-Feb-18	520111	RATNAMANI	9-Feb-18
500264	MAFATIND	9-Feb-18	538707	RCCL	9-Feb-18
532896	MAGNUM	9-Feb-18	524230	RCF	9-Feb-18
531515	MAHANIN	9-Feb-18	511585	REGTRUS	9-Feb-18
513430	MAITRI	9-Feb-18	503162	RELCHEMQ	9-Feb-18
531613	MAL	9-Feb-18	530919	REMSONSIND	9-Feb-18
530011	MANGCHEFER	9-Feb-18	539691	RGCEL	9-Feb-18
500206	MARGOFIN	9-Feb-18	520008	RICOAUTO	9-Feb-18
531642	MARICO	9-Feb-18	531822	RODIUM	9-Feb-18

533168	ROSSELLIND	9-Feb-18	533281	TECHNO	9-Feb-18
532735	RSYSTEMINT	9-Feb-18	533216	TECHNOFAB	9-Feb-18
530449	RUNGTAIR	9-Feb-18	500422	TRANSCHEM	9-Feb-18
523025	SAFARIND	9-Feb-18	506687	TRANSPEK	9-Feb-18
539895	SAGL	9-Feb-18	532513	TVSELECT	9-Feb-18
511066	SAKTHIFIN	9-Feb-18	532505	UCOBANK	9-Feb-18
517059	SALZER	9-Feb-18	530131	UDAICEMENT	9-Feb-18
530073	SANGHVIMOV	9-Feb-18	530363	UGARSUGAR	9-Feb-18
500112	SBIN	9-Feb-18	538706	ULTRACAB	9-Feb-18
540497	SCHAND	9-Feb-18	532398	UMESLTD	9-Feb-18
512529	SEQUENT	9-Feb-18	530997	UNIQUEO	9-Feb-18
519031	SHAHFOOD	9-Feb-18	526775	VALIANT	9-Feb-18
532455	SHALIWIR	9-Feb-18	505232	VELJAN	9-Feb-18
540259	SHANGAR	9-Feb-18	516072	VISHNU	9-Feb-18
531667	SHGOVTR	9-Feb-18	512064	VISTR	9-Feb-18
532323	SHIVACEM	9-Feb-18	531266	VSTILLERS	9-Feb-18
539683	SHIVKAMAL	9-Feb-18	506142	VYAPAR	9-Feb-18
512463	SHRGLTR	9-Feb-18	533269	WABAG	9-Feb-18
532007	SHVFL	9-Feb-18	523660	WATERBASE	9-Feb-18
524642	SIKOZY	9-Feb-18	532016	WELLESLEY	9-Feb-18
531738	SILICON	9-Feb-18	538382	WESTLEIRES	9-Feb-18
533206	SJVN	9-Feb-18	514348	WINSOME	9-Feb-18
505192	SMLISUZU	9-Feb-18	509586	ZGOVPOOX	9-Feb-18
532784	SOBHA	9-Feb-18	532403	4THGEN	10-Feb-18
526901	SONALAD	9-Feb-18	514274	AARVEEDEN	10-Feb-18
520057	SONASTEER	9-Feb-18	516020	AGIOPAPER	10-Feb-18
506180	SRIOMTR	9-Feb-18	539115	ALAN SCOTT	10-Feb-18
532531	STAR	9-Feb-18	531082	ALANKIT	10-Feb-18
512531	STCINDIA	9-Feb-18	532166	ALKASEC	10-Feb-18
504180	STDBAT	9-Feb-18	500008	AMARAJABAT	10-Feb-18
534748	STEELXIND	9-Feb-18	538465	AMARSEC	10-Feb-18
531509	STEP2COR	9-Feb-18	531978	AMBIKCO	10-Feb-18
526500	STRGRENWO	9-Feb-18	531300	AMITINT	10-Feb-18
506003	SUDAI	9-Feb-18	500343	AMJLAND	10-Feb-18
511654	SUGALDAM	9-Feb-18	531406	ANSINDUS	10-Feb-18
539117	SUJALA	9-Feb-18	539545	APOORVA	10-Feb-18
533166	SUNDARAM	9-Feb-18	531467	ARNAVCORP	10-Feb-18
532733	SUNTV	9-Feb-18	507526	ASALCBR	10-Feb-18
531102	SURANACORP	9-Feb-18	514286	ASHIMASYN	10-Feb-18
511185	SURYAKR	9-Feb-18	532888	ASIANTILES	10-Feb-18
537259	SUYOG	9-Feb-18	531795	ATULAUTO	10-Feb-18
532667	SUZLON	9-Feb-18	532797	AUTOIND	10-Feb-18
503816	SWADPOL	9-Feb-18	513502	BAROEXT	10-Feb-18
539353	SWARAJAUTO	9-Feb-18	532230	BENGALT	10-Feb-18
532051	SWELECTES	9-Feb-18	540621	BHAGYAPROP	10-Feb-18
532276	SYNDIBANK	9-Feb-18	512296	BHAGYNAGAR	10-Feb-18
521038	TAMJAIM	9-Feb-18	500335	BIRLACORPN	10-Feb-18
501301	TATAINVEST	9-Feb-18	523019	BNRSEC	10-Feb-18
500470	TATASTEEL	9-Feb-18	505690	BRADYM	10-Feb-18

539434	BRIPORT	10-Feb-18	531832	NAGTECH	10-Feb-18
517236	CALCOM	10-Feb-18	532952	NAHARCAP	10-Feb-18
538858	CAMSONBIO	10-Feb-18	523391	NAHARPOLY	10-Feb-18
540071	CAMSONSEEDS	10-Feb-18	500296	NAHARSPING	10-Feb-18
522251	CENLUB	10-Feb-18	531289	NATFIT	10-Feb-18
530871	CHEMBOND	10-Feb-18	519560	NEHAINT	10-Feb-18
530829	CILSEC	10-Feb-18	539016	NEIL	10-Feb-18
517330	CMI	10-Feb-18	535458	NIBL	10-Feb-18
533278	COALINDIA	10-Feb-18	530129	NILE	10-Feb-18
532342	COMMEXTECH	10-Feb-18	507813	NOL	10-Feb-18
512445	DEVITRD	10-Feb-18	531304	NUTECGLOB	10-Feb-18
526315	DIVSHKT	10-Feb-18	531254	OPTIFIN	10-Feb-18
526285	DIVYAJYQ	10-Feb-18	504864	ORISSASP	10-Feb-18
531615	ERABUILD	10-Feb-18	539015	ORTEL	10-Feb-18
530323	ERAINFRA	10-Feb-18	531779	PADALPO	10-Feb-18
521014	EUROTEXIND	10-Feb-18	526905	PADMAIND	10-Feb-18
517264	FINELINE	10-Feb-18	538860	PANAFIC	10-Feb-18
503831	FOMEHOT	10-Feb-18	534796	PANKAJPOLY	10-Feb-18
504697	GALADA	10-Feb-18	517417	PATELSAI	10-Feb-18
538881	GALADAFIN	10-Feb-18	514326	PATSPINLTD	10-Feb-18
531744	GINISILK	10-Feb-18	539785	PDMJEPAPER	10-Feb-18
532139	GTEIT	10-Feb-18	513405	PENNARALUM	10-Feb-18
532744	GTNTEX	10-Feb-18	526435	PERFEPA	10-Feb-18
523768	GUJBOROS	10-Feb-18	531769	PFLINFOTC	10-Feb-18
513507	GUJCONT	10-Feb-18	500333	PIXTRANS	10-Feb-18
531178	HEMANG	10-Feb-18	526247	PREMEXPLQ	10-Feb-18
504176	HIGHENE	10-Feb-18	513291	PREMPIPES	10-Feb-18
524013	HINFLUR	10-Feb-18	530695	PRIMEPRO	10-Feb-18
540774	IFGLEXPOR	10-Feb-18	532524	PTC	10-Feb-18
501295	IITL	10-Feb-18	532891	PURVA	10-Feb-18
532414	IKFTECH	10-Feb-18	539962	QFSL	10-Feb-18
522245	IYKOTHITE	10-Feb-18	526095	RALEGRA	10-Feb-18
538092	JOONKTOLL	10-Feb-18	500360	RAPICUT	10-Feb-18
531537	JYOTHI	10-Feb-18	515085	RESTILE	10-Feb-18
532686	KERNEX	10-Feb-18	513369	RJKMFRFR	10-Feb-18
502937	KESORAMIND	10-Feb-18	517500	ROTO	10-Feb-18
524520	KMCSHIL	10-Feb-18	513295	RUCHISTR	10-Feb-18
504392	KRISHNA	10-Feb-18	532604	SALSTEEL	10-Feb-18
517449	MAGNAELQ	10-Feb-18	526521	SANGHIIND	10-Feb-18
538970	MANVIJAY	10-Feb-18	504614	SARDAEN	10-Feb-18
526935	MBPARIKH	10-Feb-18	540728	SAYAJIIND	10-Feb-18
532865	MEGH	10-Feb-18	532102	SBECSUG	10-Feb-18
539012	MEGRISOFT	10-Feb-18	539574	SCL	10-Feb-18
526251	MIDEASTP	10-Feb-18	513436	SHAHALLOYS	10-Feb-18
531338	MILESTONE	10-Feb-18	505592	SHKRISHNAB	10-Feb-18
539303	MINDAFIN	10-Feb-18	538897	SHRINIWAS	10-Feb-18
538890	MKEXIM	10-Feb-18	513472	SIMPLEXCAS	10-Feb-18
532376	MRO-TEK	10-Feb-18	531169	SKPSEC	10-Feb-18
505594	MULTIIN	10-Feb-18	504382	SMPLXTR	10-Feb-18

540686	SMRUTHIORG	10-Feb-18
532025	SOWBHAGYA	10-Feb-18
518053	SRICC	10-Feb-18
531901	STERWEB	10-Feb-18
530231	SUBSM	10-Feb-18
530419	SUMEDHA	10-Feb-18
530795	SUNCITYSY	10-Feb-18
532154	SUNSHINE	10-Feb-18
531752	SUNTECHNO	10-Feb-18
540168	SUPRAP	10-Feb-18
518075	SURAJ	10-Feb-18
533298	SURANASOL	10-Feb-18
517530	SURANAT&P	10-Feb-18
532028	SURFUNC	10-Feb-18
514138	SURYALA	10-Feb-18
522215	SWISSGLA	10-Feb-18
512359	SWORDEDGE	10-Feb-18
531910	TOHELPH	10-Feb-18
536565	TRIMURTHI	10-Feb-18
533655	TRITURBINE	10-Feb-18
522014	UNIDT	10-Feb-18
531762	UNJHAFOR	10-Feb-18
522015	VCCLLTD	10-Feb-18
519307	VIKASWSP	10-Feb-18
517393	VINTRON	10-Feb-18
524711	VISTAPH	10-Feb-18
539761	VKAL	10-Feb-18
532373	WEPSOLN	10-Feb-18
501391	WHBRADY	10-Feb-18
524758	WINTAC	10-Feb-18
538268	WONDERLA	10-Feb-18
516030	YASHPPR	10-Feb-18
519064	ZKHANDEN	10-Feb-18
512223	ZSIMCOTR	10-Feb-18
506858	GUJPETR	11-Feb-18
511122	1STCUS	12-Feb-18
526881	63MOONS	12-Feb-18
531866	AAGAMCAP	12-Feb-18
530621	AAIL	12-Feb-18
523204	ABAN	12-Feb-18
520123	ABCINDQ	12-Feb-18
507852	ADDIND	12-Feb-18
539493	ADHARSHILA	12-Feb-18
539189	ADHBHUTIN	12-Feb-18
538365	ADHUNIKIND	12-Feb-18
514113	ADINATH	12-Feb-18
521141	ADITYASP	12-Feb-18
532875	ADSL	12-Feb-18
523269	ADVANIHOTR	12-Feb-18

539196	AEL	12-Feb-18
533221	AHLWEST	12-Feb-18
534064	AIML	12-Feb-18
532351	AKSHOPTFBR	12-Feb-18
524075	ALBERTDA	12-Feb-18
517546	ALFATRAN	12-Feb-18
531156	ALFAVIO	12-Feb-18
531400	ALMONDZ	12-Feb-18
532878	ALPA	12-Feb-18
512008	AMANITRA	12-Feb-18
513117	AMFORG	12-Feb-18
506248	AMNPLST	12-Feb-18
501630	ANANDPROJ	12-Feb-18
515055	ANANTRAJ	12-Feb-18
526173	ANDREWYU	12-Feb-18
531878	ANJANIFIN	12-Feb-18
500013	ANSALAPI	12-Feb-18
518091	APCL	12-Feb-18
523896	APIL	12-Feb-18
512437	APOLLOFI	12-Feb-18
509367	APTANN	12-Feb-18
526125	ARHNTTO	12-Feb-18
532935	ARIES	12-Feb-18
537069	ARNOLD	12-Feb-18
533068	ARROWTEX	12-Feb-18
533163	ARSSINFRA	12-Feb-18
527001	ASHAPURMIN	12-Feb-18
530429	ASHISHPO	12-Feb-18
524594	ASHOKALC	12-Feb-18
530899	ASIAPAK	12-Feb-18
507530	ASIFOOD	12-Feb-18
506159	ASISL	12-Feb-18
506194	ASL	12-Feb-18
512038	ASWTR	12-Feb-18
538713	ATISHAY	12-Feb-18
522005	AUSTENG	12-Feb-18
533016	AUSTRAL	12-Feb-18
532989	BAFNAPHARM	12-Feb-18
532149	BANKINDIA	12-Feb-18
532694	BARTRONICS	12-Feb-18
532674	BASML	12-Feb-18
539447	BEARDESELL	12-Feb-18
532645	BEEYU	12-Feb-18
512477	BETXIND	12-Feb-18
533303	BFINVEST	12-Feb-18
532430	BFUTILITIE	12-Feb-18
511664	BGIL	12-Feb-18
533499	BGLOBAL	12-Feb-18
531719	BHAGCHEM	12-Feb-18

Earning Estimate Q3FY18

BSE CODE	NSE CODE	Sales Rs Cr	Sales YoY	Pat Rs Cr	PAT YoY
8-Feb-18	MUTHOOTFIN	983	35.50	439	50.70
8-Feb-18	ABB	2745	10.20	186	27.00
8-Feb-18	ACC	3470	31.70	202	64.10
8-Feb-18	BHARATFORG	1296	37.30	212	64.60
8-Feb-18	BHEL	6657	5.20	72	(23.60)
8-Feb-18	CADILAHC	3128	35.40	551	95.40
8-Feb-18	CESC	1637	1.00	158	3.90
8-Feb-18	GLENMARK	2318	(5.90)	256	(46.30)
8-Feb-18	GRANULES	406	13.00	43	11.20
8-Feb-18	GSPL	378	41.70	193	62.60
8-Feb-18	PAGEIND	615	16.50	74	17.00
8-Feb-18	PARAGMILK	491	10.00	19	LP
8-Feb-18	PETRONET	6855	8.80	560	40.90
8-Feb-18	SAIL	14428	27.70	(108)	Loss
8-Feb-18	TATACOMM	4268	(2.10)	25	1297.80
8-Feb-18	TORNTPHARM	1552	9.80	209	(8.80)
9-Feb-18	ALKEM	1668	12.60	243	4.10
9-Feb-18	BANKBARODA	3777	20.50	528	108.80
9-Feb-18	BATA	679	6.00	57	(3.40)
9-Feb-18	BPCL	63373	18.40	2085	(9.90)
9-Feb-18	HINDPETRO	58694	21.10	1472	(7.40)
9-Feb-18	INDIACEM	1339	6.70	29	(3.60)
9-Feb-18	M&M	11633	9.90	1030	30.50
9-Feb-18	MARICO	1612	14.00	209	9.00
9-Feb-18	MGL	595	18.00	117	18.50
9-Feb-18	NATIONALUM	2609	31.20	296	74.00
9-Feb-18	OIL	2718	14.40	707	55.60
9-Feb-18	ONGC	24294	21.90	6711	54.20
9-Feb-18	SBIN	18883	6.40	2140	17.50
9-Feb-18	SUNTV	683	15.80	296	23.40
9-Feb-18	TATASTEEL	30268	8.30	1330	553.30
10-Feb-18	AMARAJABAT	1507	13.50	125	11.20
10-Feb-18	BIRLACORPN	1429	93.30	4	111.60
10-Feb-18	COALINDIA	21989	7.70	3324	15.20

Result Q3FY18

BSE CODE	NSE CODE	Sales Rs Cr	Sales YoY	Pat Rs Cr	PAT YoY
512597	KEYCORPSE	1	(12.96)	0	(53.82)
532815	SMSPHARMA	104	(6.62)	12	33.52
533398	MUTHOOTFIN	1554	17.49	464	59.29
506655	SUDARSCHEM	339	24.07	19	56.74
533326	TEXRAIL	227	(11.96)	10	119.78
500467	HARRMALAYA	107	9.94	5	13.11
500444	WSTCSTPAPR	409	(6.66)	43	14.81
532627	JPOWER	855	23.37	(194)	12.25
517300	GIPCL	343	12.19	59	43.21



523323	KOVAI	149	15.42	14	0.28
500410	ACC	3417	29.70	206	126.57
539524	LALPATHLAB	263	26.62	36	17.53
522241	MMFL	146	24.90	15	50.70
500103	BHEL	6494	5.03	156	66.62
500173	GUJFLUORO	969	(46.52)	59	(48.12)
500038	BALRAMCHIN	1002	6.90	61	(64.94)
500292	HEIDELBERG	484	24.75	32	985.47
502219	BOROGLOSS	79	9.47	13	(86.86)
524735	HIKAL	352	40.13	23	76.06
532782	SUTLEJTEX	593	9.87	16	(40.93)
532482	GRANULES	411	16.54	35	(10.37)
539056	ADLABS	63	4.15	(36)	56.87
532687	REPRO	54	(32.36)	6	349.22
500141	FERROALLOY	140	(1.66)	10	62.75
532890	TAKE	408	18.94	42	30.24
532144	WELCORP	2230	97.25	69	(629.43)
523160	MORGANITE	23	(1.75)	3	(17.13)
500031	BAJAJELEC	1141	9.01	36	22.45
500084	CESC	1706	5.31	154	1.32
532321	CADILAHC	3192	41.88	543	67.74
500493	BHARATFORG	1390	47.29	228	77.40
517421	BUTTERFLY	141	75.78	2	(106.43)
539787	HCG	206	17.09	1	(77.57)
539436	COFFEEDAY	965	26.46	31	57.97
523319	BALMLAWRIE	412	8.73	41	56.62
532929	BRIGADE	424	(24.43)	46	43.64
532783	DAAWAT	941	18.87	39	29.49
500645	DEEPAKFERT	937	(10.83)	26	(43.82)
502820	DCM	215	(16.38)	(8)	(1915.56)
533261	EROSMEDIA	194	(41.73)	67	(29.78)
532511	EXCELCROP	259	45.14	13	380.22

Economic Calendar					
Country	Monday 5th Feb 18	Tuesday 6th Feb 18	Wednesday 7th Feb 18	Thursday 8th Feb 18	Friday 9th Feb 18
US	Average Hourly Earnings m/m , Non-Farm Employment Change ,Unemployment Rate , Trade Balance , Factory Orders m/m.		NFIB Small Business Index , JOLTS Job Openings , IBD/TIPP Economic Optimism , Consumer Credit m/m	Import Prices m/m , Final Wholesale Inventories m/m , Crude Oil Inventories , 10-y Bond Auction	PPI m/m, Unemployment Claims , Core PPI m/m , Natural Gas Storage , 30-y Bond Auction , Federal Budget Balance
UK/EURO ZONE	German Retail Sales m/m , CPI Flash Estimate y/y , Core CPI Flash Estimate y/y , PPI m/m	Halifax HPI m/m , Italian Retail Sales m/m , Sentix Investor Confidence, Retail Sales m/m , BRC Retail Sales Monitor y/y	Unemployment Rate	French Industrial Production m/m , French Trade Balance, Italian Industrial Production m/m ,Manufacturing Production m/m , Goods Trade Balance	BOE Credit Conditions Survey , Industrial Production m/m , 10-y Bond Auction , ECB Monetary Policy Meeting Accounts
INDIA			RBI CREDIT POLICY		



Narnolia Securities Ltd

201 | 2nd Floor | Marble Arch Building | 236B-AJC Bose
Road | Kolkata-700 020 , Ph : 033-40501500

email: narnolia@narnolia.com,
website : www.narnolia.com

Risk Disclosure & Disclaimer: This report/message is for the personal information of the authorized recipient and does not construe to be any investment, legal or taxation advice to you. Narnolia Securities Ltd. (Hereinafter referred as NSL) is not soliciting any action based upon it. This report/message is not for public distribution and has been furnished to you solely for your information and should not be reproduced or redistributed to any other person in any form. The report/message is based upon publicly available information, findings of our research wing "East wind" & information that we consider reliable, but we do not represent that it is accurate or complete and we do not provide any express or implied warranty of any kind, and also these are subject to change without notice. The recipients of this report should rely on their own investigations, should use their own judgment for taking any investment decisions keeping in mind that past performance is not necessarily a guide to future performance & that the value of any investment or income are subject to market and other risks. Further it will be safe to assume that NSL and /or its Group or associate Companies, their Directors, affiliates and/or employees may have interests/ positions, financial or otherwise, individually or otherwise in the recommended/mentioned securities/mutual funds/ model funds and other investment products which may be added or disposed including & other mentioned in this report/message.