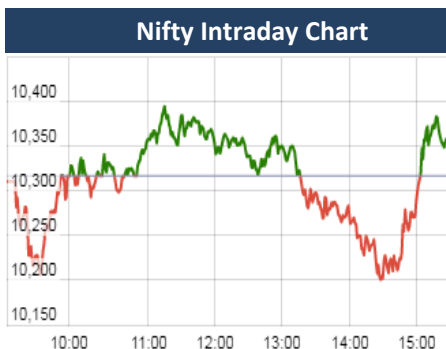


KEY LEVELS

Support 1 :10250
Support 2 :10200
Resistance 1:10460
Resistance 2 :10500



Market

Market	Value	% Change
Morning Traded Market		
SGX NIFTY	10,384.00	0.16%
NIKKIE	23,552.00	-1.13%
HANG SENG	26,244.50	0.16%
Yesterday Closing Market		
Sensex	34,474.38	0.28%
Nifty	10,348.05	0.31%
DOW	26,486.78	0.15%
NASDAQ	7,735.95	-0.67%
CAC	5,300.25	-1.10%
DAX	11,947.16	-1.36%
FTSE	7,233.33	-1.16%
EW ALL SHARE	17,697.75	-0.32%

% Change in 1 day

Commodity Price (Yesterday Closing)

Commodity/Currencies	Value	% Change
GOLD	31249.00	-1.25%
SILVER	38490.00	-2.00%
CRUDEOIL	84.28	0.44%
NATURALGAS	242.00	4.00%
RS./DOLLAR	74.07	0.41%
RS./EURO	84.98	0.09%
RS./POUND	96.55	0.35%

% Change in 1 day

Institutional Turnover

FII			
Investor	Buy(Cr.)	Sale(Cr.)	Net(Cr.)
08-Oct-18	5414	7219	(1805)
Oct-18	28846	40173	(11328)
2018	1022153	1082527	(59353)
DII			
Investor	Buy(Cr.)	Sale(Cr.)	Net(Cr.)
08-Oct-18	5154	3180	1974
Oct-18	27455	18548	8907
2018	756078	664860	91319

Market Outlook

Yesterday, Nifty opened in negative at 10310 and made a high of 10398 and started dropping towards the intraday low of 10198 and made a recovery towards the end of the day and closed in positive at 10348 after gaining 31.60 points. On sectoral front only Auto, PSU Banks and PVT Banks traded in positive and all the remaining sectors traded in negative. India VIX gained 2.10% to 20.14.

Nifty gave a very volatile movement throughout yesterday and closed the day with a net gain of 0.35%. In the hourly chart Nifty has made a double bottom near 10198. So this level would act as immediate crucial support of the index and a breach of this level is likely to take the Nifty further lower to 9950 in the near future.

Events Today

Result

ASUTENT
INFOMEDIA
NORTHPR
RSSOFTWARE

Bonus:

SIPROJECTS 4:1

Dividend

MUL

Please refer to page no 4 for Bulk deals,

Dividends, Bonus, Spilts, Buyback.

Quote of the Day : "The intelligent investor is a realist who sells to optimists and buys from pessimists."- Benjamin Graham.

Result Preview Report on IT sector**8th October 2018**

Overall, we expect revenue growth momentum for IT companies in Q2FY2019 to be better than Q1FY2019 driven by ramp-up of large deals won, recovery in BFS and continued performance in digital. Even Mid-caps is expected to outperform as they continue to bag large deal in digital (Mindree). Also we expect growth rate of most IT companies to be higher in FY19 compared to FY18 as demand environment is continue to improve and increasing deal closures with higher TCVs .Thus our preferred picks in the high cap space are Infosys while Mind tree ,Persistent Systems and Tata elsi are our preferred picks in the mid-cap space.

COALINDIA**"BUY"****4th October 2018**

Coal India's Sep'18 production grew by 4% YoY to 40.24mt and offtake grew by 1% to 43.91mt. 2QFY19 production grew by 6% to 120mt and offtake grew by 4% to 137mt.Offtake are expected to remain strong going ahead ,supported by low coal stock at power plants (7 days at the end of Sep'18) .Coal India's revenue visibility has improved significantly due to price hikes in notified prices and strong E-Auction premiums (spot e-auction premium increasing over 93%, special forward e-auction premium over 89% and e-auction premium for non power over 70% of notified prices for Aug'18).Company's volume growth is supported by increasing power demand and slow down in capacity addition in power sector. Continuous uptrend in realization both in FSA and E-auction, healthy volume growth and implementation of wage revision are expected to lead to Volume/Revenue/PAT CAGR of 6%/11%/26% over FY18-20e. We recommend BUY on the stock with target price of Rs.340 (7x FY20e Book Value).

Monthly Auto Volumes - Update**3rd October 2018**

The automobile industry reported mixed set of volume growth in September 2018. Higher base effects, rising oil prices coupled with increase in insurance costs leading to higher ownership cost restricted volume growth. The sale was also impacted in the last week due to 15 days long inauspicious Shraadh period in the northern India and it will continue to remain weak till 10th October. The passenger vehicle industry posted a decline of 2% YoY due to decline in sales of major OEMs. The commercial vehicle industry however sustained the growth trajectory and recorded a growth of 17%YoY. Overall 2 wheelers industry reported 11%YoY growth and within that motorcycles sales continued to outpace scooter sales for consecutive third month. There has also been strike in the last week of the month which has affected the production to some extent for OEMs based in Chennai. Three wheelers industry continues to outperform overall automobile space with a growth of 22%YoY. Tractor volumes de-grew by 14%YoY and the growth will be seen from the beginning of festive season. Overall monthly volume run-rate will continue to be strong but the growth may seem in mid to high single digit due to higher base going ahead. We have overall positive view on the sector and our top picks include; ASHOKLEY, BAJAJ-AUTO, M&M, ESCORTS, MARUTI.

*For details, refer to our daily report- India Equity Analytics

Company updates**EICHERMOTORS:**

- VE Commercial Vehicles to set up new manufacturing facility at Bhopal with the investment Rs. 400 crores.
- The existing capacity is 90000 vehicles with 100% capacity utilization in last quarter
- The proposed capacity addition will be 40000 vehicles and it will be done within the period of 18-24 months
- The mode of financing will be through internal accruals
- Rationale :- To meet the growing demand, the existing capacity of 90,000 vehicles at Pithampur, near Indore, is to be enhanced by setting up a new greenfield plant at Bhopal

NBCC:

- Real Estate Development & Construction Corporation of Rajasthan Limited (REDCCOR - 50-50% Joint Venture Company of Govt. of Rajasthan and NBCC (India) Ltd) has executed an MoU with Govt. of Rajasthan on October 4, 2018 for redevelopment of old MREC campus at Gandhi Nagar, Jaipur, Rajasthan amounting Rs. 250 Crores (approx).
- NBCC has executed an MoU with Mussoorie Dehradun Development Authority (MDDA), Govt. of Uttarakhand on October 6, 2018 for River Front Development Project on two rivers i.e. Rispana & Binda! in Dehradun, Uttarakhand for a total estimated value of Rs. 750 Crores (approx) as Project Implementing Agency.

TOP NEWS

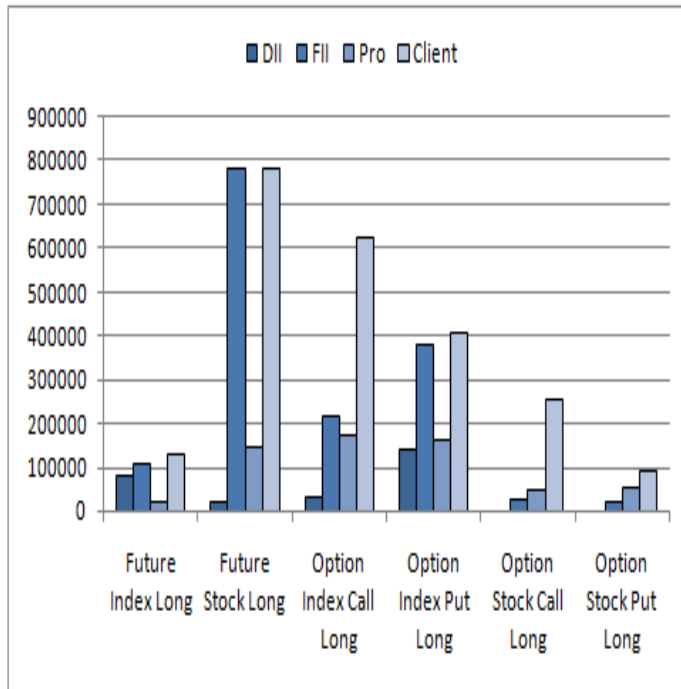
- ❑ **Tata Motors:** JLR's September sales were down 12.3 percent at 57,114 units, year-on-year basis. The company said that the monthly sales were impacted by the ongoing uncertainty in Chinese market as sales in China declined by 46.2 percent resulting from import duty changes and continued trade tensions which held back the consumer demand. Strong sales for new models were seen for Range Rover Velar and Jaguar I-Pace and E-Pace.
- ❑ **Usha Martin** union raised concerns about irregular payment of salaries and has sought government intervention for sale of the company's wire rope manufacturing facility in Jharkhand to **Tata Steel**. The union also urged the government that the company should be acquired by **Tata Steel** so that the future of the employees remains secure. (PTI)
- ❑ **NBCC** executed an MoU with Rajasthan government for redevelopment of old MREC campus in Jaipur for Rs 250 crore.
- ❑ **Britannia Industries** announced it will give one free debenture worth Rs 30 in face value for one fully paid-up equity share. The company will utilize its accumulated profits of Rs 869 crore for the debenture issue. However, the record date has not been fixed yet.
- ❑ **NCL Industries'** September Quarter Updates: Cement dispatches were up by 31 percent at 4.88 lakh MT versus 3.72 lakh MT. Cement boards dispatches were up 7 percent at 16,700 MT versus 15,700 MT. RMC Production and Sales were up 50 percent at 45,800 cubic metre versus 30.6 cubic metre.
- ❑ **Coal India and NLC India** signed an MoU for formation of joint venture for solar power generation of 3,000 MW and thermal projects of 2,000 MW capacity.
- ❑ **Sadbhav Infra Project** arm won an arbitration award against NHAI for Rs 110.5 crore.
- ❑ **US markets** end mixed, Nasdaq drops for 3rd day.
- ❑ **Asia stocks** at 17-month low amid China concerns.
- ❑ **The International Monetary Fund** cut its global economic growth forecasts for 2018 and 2019, saying that trade policy tensions and the imposition of import tariffs were taking a toll on commerce while emerging markets struggle with tighter financial conditions and capital outflows.
- ❑ **Rupee** slumps 30 paise to close at record low of 74.06

BULK DEAL

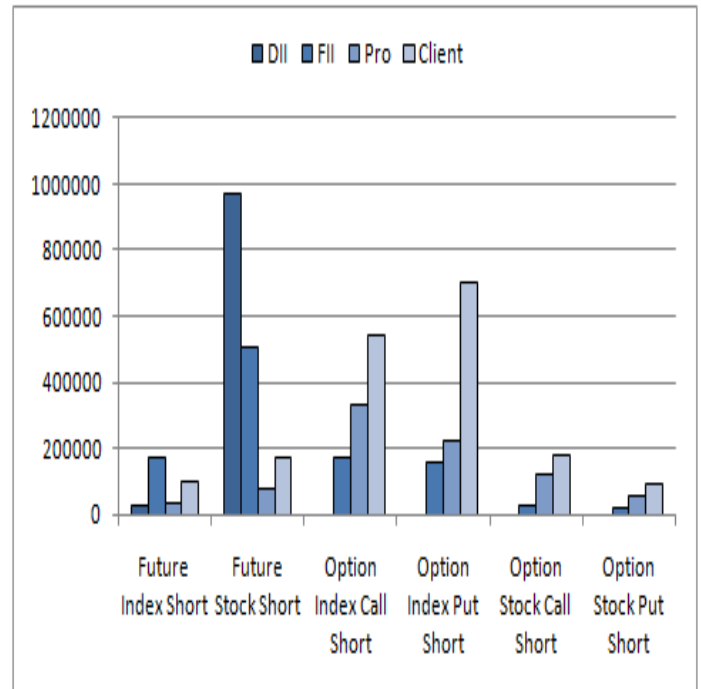
EXCHANGE	DEAL DATE	SECURITY NAME	CLIENT NAME	DEAL TYPE	QUANTITY	PRICE
BSE	8-Oct-18	ASHARI	ASHARI	S	60040	29
BSE	8-Oct-18	ASPL	ASHARI	B	60051	28
BSE	8-Oct-18	ASPL	ASHARI	S	50619	28
BSE	8-Oct-18	ASTRON	ASHARI	B	50619	29
BSE	8-Oct-18	DARJEELING	ASHARI	B	172000	29
BSE	8-Oct-18	DHUNTEAIND	ASHARI	S	100000	29
BSE	8-Oct-18	DHUNTEAIND	ASHARI	S	200000	29
BSE	8-Oct-18	INNOVATIVE	AXTEL	S	28000	49
BSE	8-Oct-18	INNOVATIVE	AXTEL	B	98600	51
BSE	8-Oct-18	INNOVATIVE	AXTEL	S	98600	51
BSE	8-Oct-18	INNOVATIVE	BENARA	B	96000	51
BSE	8-Oct-18	INNOVATIVE	CELESTIAL	S	118186	11
BSE	8-Oct-18	INNOVATIVE	CELESTIAL	S	58336	11
BSE	8-Oct-18	INNOVATIVE	CELESTIAL	B	117693	11
BSE	8-Oct-18	INNOVATIVE	INDOVATION	S	18975	11
BSE	8-Oct-18	INNOVATIVE	INDOVATION	B	19000	11
BSE	8-Oct-18	INNOVATIVE	INNOVATIVE	B	105000	47
BSE	8-Oct-18	INNOVATIVE	INNOVATIVE	S	63000	47
BSE	8-Oct-18	KATRSPG	KATRSPG	S	22230	7
BSE	8-Oct-18	MANORAMA	NATECO	B	20000	57
BSE	8-Oct-18	PRIMESECU	ORIENTTR	S	56100	8
BSE	8-Oct-18	PRIMESECU	PACL	B	150000	75
BSE	8-Oct-18	RANJEET	PACL	S	271130	76
BSE	8-Oct-18	RANJEET	PREMEXPLQ	B	67200	181
BSE	8-Oct-18	SIPROJECTS	SKYGOLD	S	55200	181
BSE	8-Oct-18	SKYGOLD	SKYGOLD	B	4000	181
BSE	8-Oct-18	SKYGOLD	SUPERSHAKT	S	42900	410
BSE	8-Oct-18	SKYGOLD	SUPREMEINF	S	164134	23
BSE	8-Oct-18	TTIL	SUPREMEINF	B	164085	23
BSE	8-Oct-18	TTIL	UHZAVERI	B	48000	10
BSE	8-Oct-18	TTIL	UHZAVERI	S	42000	10
BSE	8-Oct-18	TTIL	UHZAVERI	B	6000	10
BSE	8-Oct-18	TTIL	UHZAVERI	S	114000	10

F&O OPEN INTEREST (Number of Contracts)

Long Position

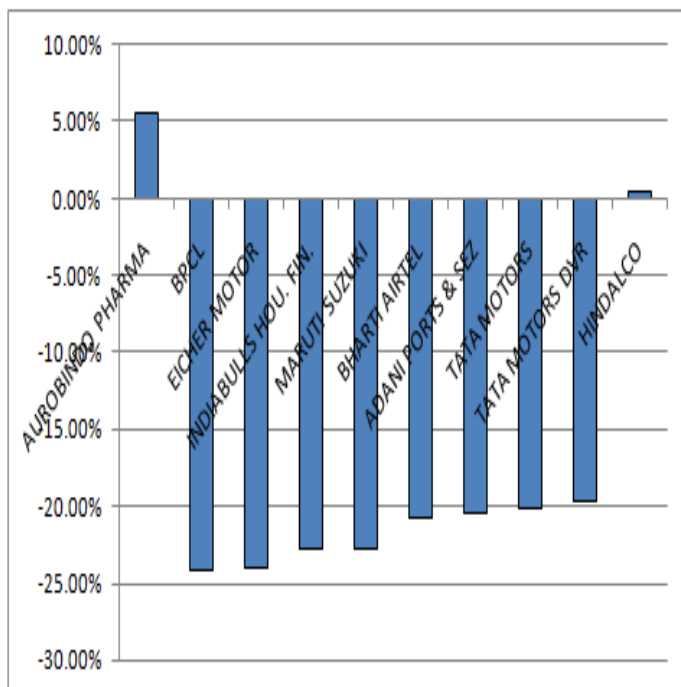


Short Position

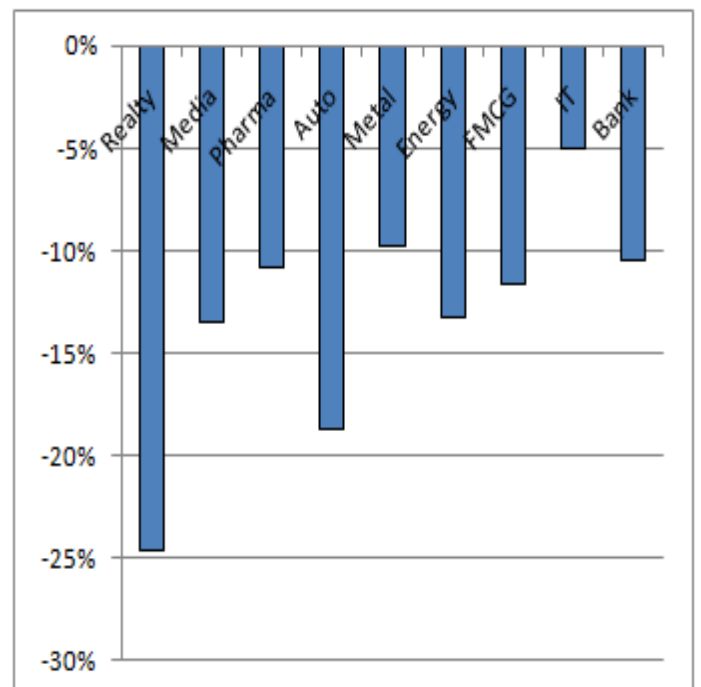


MARKET MOVERS (1 MONTH CHANGE)

Nifty Movers



NSE Sectoral Indices Performance



Economic Calendar					
Country	Monday 8th October 18	Tuesday 9th October 18	Wednesday 10th October 18	Thursday 11th October 18	Friday 12th October 18
US		FOMC Member Williams Speaks	PPI (MoM) (Sep) ,API Weekly Crude Oil Stock	OPEC Monthly Report,Core CPI (MoM) (Sep),Crude Oil Inventories, Federal Budget Balance	Export & Import Price Index (MoM) (Sep),U.S. Baker Hughes Oil Rig Count ,CFTC Crude Oil speculative net positions
UK/EURO ZONE	BRC Retail Sales Monitor (YoY) (Sep)	BoE MPC Member Broadbent Speaks	GDP (MoM),Manufacturing Production (MoM) (Aug) , Trade Balance (Aug) , Trade Balance Non-EU (Aug)	ECB Publishes Account of Monetary Policy Meeting	Industrial Production (MoM) (Aug)
INDIA			M3 Money Supply		Industrial Production (YoY) (Aug),Manufacturing Output (MoM) (Aug)

Result Calendar Q2FY19		
BSE Code	Company Name	Date
500408	TATA ELXSI LTD.	08-Oct-18
517447	R.S.SOFTWARE INDIA LTD.	09-Oct-18
541153	Bandhan Bank Ltd	10-Oct-18
513216	UTTAM GALVA STEELS LTD.	10-Oct-18
505537	ZEE ENTERTAINMENT ENTERPRISES LTD.	10-Oct-18
507488	G.M.BREWERIES LTD.	11-Oct-18
532540	TATA CONSULTANCY SERVICES LTD.	11-Oct-18
532628	3I INFOTECH LTD.	12-Oct-18
538713	Atishay Ltd	12-Oct-18
500696	HINDUSTAN UNILEVER LTD.	12-Oct-18
532652	KARNATAKA BANK LTD.	12-Oct-18
513010	TATA SPONGE IRON LTD.	12-Oct-18
540611	AU Small Finance Bank Ltd	13-Oct-18
540376	Avenue Supermarts Ltd	13-Oct-18
520066	JAY BHARAT MARUTI LTD.	13-Oct-18

DISCLAIMER

Disclosures: Narnolia Financial Advisors Ltd.* (NFAL) (Formerly Microsec Capital Ltd.) is a SEBI Registered Research Analyst having registration no. INH300002407 valid till 01.12.2020. NFAL is engaged in the business of providing Stock Broking, Depository Participant, Merchant Banking, Portfolio Management & distribution of various financial products. Details of associate entities of NFAL is available on the website at www.narnolia.com

No penalties have been levied on NFAL by any Regulatory/Statutory authority. NFAL, its associates, Research Analyst or their relative may have financial interest in the subject company. NFAL and/or its associates and/or Research Analyst may have beneficial ownership of 1% or more securities in the subject company at the end of the month immediately preceding the date of publication of the Research Report. NFAL and its associate company(ies), their directors and Research Analyst and their relatives may; (a) from time to time, have a long or short position in, act as principal in, and buy or sell the securities or derivatives thereof of companies mentioned herein. (b) be engaged in any other transaction involving such securities and earn brokerage or other compensation or act as a market maker in the financial instruments of the company(ies) discussed herein or act as an advisor or lender/borrower to such company(ies) or may have any other potential conflict of interests with respect to any recommendation and other related information and opinions.; however the same shall have no bearing whatsoever on the specific recommendations made by the analyst(s), as the recommendations made by the analyst(s) are completely independent of the views of the associates of NFAL even though there might exist an inherent conflict of interest in some of the stocks mentioned in the research report. Research Analyst may have served as director/officer, etc. in the subject company in the last 12 month period. NFAL and/or its associates may have received compensation from the subject company in the past 12 months. In the last 12 months period ending on the last day of the month immediately preceding the date of publication of this research report, NFAL or any of its associates may have: a) managed or co-managed public offering of securities from subject company of this research report, b) received compensation for investment banking or merchant banking or brokerage services from subject company of this research report, c) received compensation for products or services other than investment banking or merchant banking or brokerage services from the subject company of this research report. d) Subject Company may have been a client of NFAL or its associates during 12 months preceding the date of distribution of the research report. NFAL and its associates have not received any compensation or other benefits from the Subject Company or third party in connection with the research report. NFAL and / or its affiliates may do and seek to do business including Investment Banking with companies covered in the research reports. As a result, the recipients of this report should be aware that NFAL may have a potential conflict of interest that may affect the objectivity of this report. Compensation of Research Analysts is not based on any specific Merchant Banking, Investment Banking or Brokerage service transactions. Research Analyst's views on Subject Company may vary based on Fundamental research and Technical Research. Proprietary trading desk of NFAL or its associates maintains arm's length distance with Research Team as all the activities are segregated from NFAL research activity and therefore it can have an independent view with regards to subject company for which Research Team have expressed their views.

Terms & Conditions: This report has been prepared by NFAL and is meant for sole use by the recipient and not for public circulation. The report and information contained herein is strictly confidential and may not be altered in any way, transmitted to, copied or distributed, in part or in whole, to any other person or to the media or reproduced in any form, without prior written consent of NFAL. The report is based on the facts, figures and information that are considered true, correct, reliable and accurate. The intent of this report is not recommendatory in nature. The information is obtained from publicly available media or other sources believed to be reliable. Such information has not been independently verified and no guaranty, representation of warranty, express or implied, is made as to its accuracy, completeness or correctness. All such information and opinions are subject to change without notice. The report is prepared solely for informational purpose and does not constitute an offer document or solicitation of offer to buy or sell or subscribe for securities or other financial instruments for the clients. Nothing in this report constitutes investment, legal, accounting and tax advice or a representation that any investment or strategy is suitable or appropriate to your specific circumstances. The securities discussed and opinions expressed in this report may not be suitable for all investors, who must make their own investment decisions, based on their own investment objectives, financial positions and needs of specific recipient. Certain transactions -including those involving futures, options, another derivative products as well as non-investment grade securities - involve substantial risk and are not suitable for all investors. Each recipient of this document should make such investigations as it deems necessary to arrive at an independent evaluation of an investment in the securities of companies referred to in this document (including the merits and risks involved), and should consult his/her/its own advisors to determine the merits and risks of such an investment. Though disseminated to all the customers simultaneously, not all customers may receive this report at the same time. NFAL will not treat recipients as customers by virtue of their receiving this report. Neither the Company, not its directors, employees, agents or representatives shall be liable for any damages whether direct or indirect, incidental, special or consequential including lost revenue or lost profits or lost opportunities that may arise from or in connection with the use of the information/report. The person accessing this information specifically agrees to exempt NFAL or any of its affiliates or employees from, any and all responsibility/liability arising from such misuse and agrees not to hold NFAL or any of its affiliates or employees responsible for any such misuse and further agrees to hold NFAL or any of its affiliates or employees free and harmless from all losses, costs, damages, expenses that may be suffered by the person accessing this information due to any errors and delays.

This report is not directed or intended for distribution to or use by any person or entity resident in a state, country or any jurisdiction, where such distribution, publication, availability or use would be contrary to law, regulation or which would subject NFAL & its group companies to registration or licensing requirements within such jurisdictions.

Analyst Certification The views expressed in this research report accurately reflect the personal views of the analyst(s) about the subject securities or issues, and no part of the compensation of the research analyst(s) was, is, or will be directly or indirectly related to the specific recommendations and views expressed by research analyst(s) in this report.

Disclosure of Interest Statement-

Analyst's ownership of the stocks mentioned in the Report

NIL

A graph of daily closing prices of securities is available at www.nseindia.com, www.bseindia.com.

*The name of the Company has been changed from "Microsec Capital Limited" to "Narnolia Financial Advisors Limited" pursuant to change of control. The change in name has been duly effected in the records of the Registrar of Companies (ROC). The application for fresh registration in the new name of "Narnolia Financial Advisors Limited" pursuant to change of control is under process with SEBI.

Correspondence Office Address: Arch Waterfront, 5th Floor, Block GP, Saltlake, Sector 5, Kolkata 700 091; Tel No.: 033-4054 1700; www.narnolia.com.

Registered Office Address: Marble Arch, Office 201, 2nd Floor, 236B, AJC Bose Road, Kolkata 700 020; Tel No.: 033-4050 1500; www.narnolia.com

Compliance Officer: Manish Kr Agarwal, Email Id: mkagarwal@narnolia.com, Contact No.:033-40541700.

Registration details of Company: Narnolia Financial Advisors Ltd. (NFAL): SEBI Stock Broker Registration: INZ000166737 (NSE/BSE/MSEI); NSDL/CDSL: IN-DP-380-2018; Research

Analyst: INH300002407, Merchant Banking: (Registration No.: INM000010791), PMS: (Registration No.: INP000002304), AMFI Registered Mutual Fund distributor: ARN 3087

Registration Details of Group entities: G. Raj & Company Consultants Ltd (G RAJ)- BSE Broker INZ260010731; NSDL DP: IN-DP-NSDL-371-2014 || Narnolia Commerce Limited-

MCX/NCDEX Commodities Broker: INZ000051636 || Narnolia Velox Advisory Ltd.- SEBI Registered PMS: INP000005109 || Eastwind Capital Advisors Pvt Ltd. (EASTWIND)- SEBI

Registered Investment Adviser: INA300005439 || Narnolia Insurance Brokers Limited- IRDA Licensed Direct Insurance Broker (Life & Non-Life) License No.134 || Narnolia Securities Ltd.

(NSL)- AMFI Registered Mutual Fund distributor: ARN 20558, PFRDA NPS POP: 27092018 || Narnolia Capital Advisors Pvt. Ltd. - RBI Registered NBFC: B.05.02568.