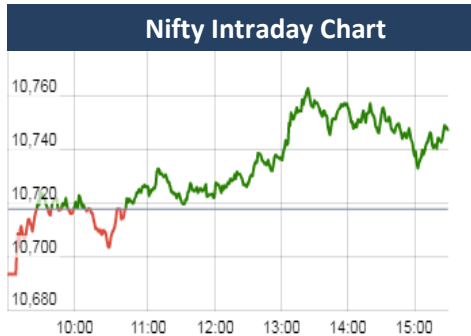


### KEY LEVELS

Support 1 : 10620  
Support 1 : 10600

Resistance 1 : 10780  
Resistance 2 : 10800



### Event Today

#### Result

ADANIEN T, ADANITRANS, AKZOINDIA  
APOLLOTYRE, ASIANPAINT, BBL  
CHAMBLFERT, CHEMFABALKA  
CHENNPETRO, ITDCM, JUBLINDS  
KRBL, LAURUSLABS, MPHASIS  
NESTLEIND, NOVARTIND, QUICKHEAL

TITAN, UJJIVAN, UNIONBANK  
VIMTALABS, VOLTAMP, ZEEL

#### Concall

Magma Fincorp : 11:00 AM  
EID Parry : 2:00 PM  
Sharda Cropchem : 3:00 PM  
Indian Bank, Hikal : 4:00 PM  
Sadbhav, PSP : 4:30 PM  
Asian Paints : 5:30 PM  
Titan : 6:00 PM  
Mphasis : 7:00 PM  
Kajaria Ceramics : 7:00 PM

#### Interim Dividend

JMFINANCIL : Rs 1.1 /-  
SUNDARMFN : Rs 5 /-  
( Exdate : 10.5.2018 )

#### Bonus Issue

UNIDT ( Ratio 1:1)  
GGPL ( Ratio 1:20 )

( Exdate : 10.5.2018 )

#### Stock Split

GGPL ( From Rs.10/- to Rs.5/)  
( Exdate : 10.5.2018 )

### Market Outlook

Indian equities gave a range bound and choppy movement throughout the day on Wednesday and after opening on a negative note, Nifty moved in the range of 10691-10767. At the end of the day the index closed at 10741.70. It had a net gain of 0.22% over the previous day's close. The midcap and small cap indices under-performed the benchmark index and closed the day after losing 0.3%-0.5%.

On the sectoral front, some buying interest was witnessed in private banking and IT stocks while the other major indices remained subdued. The breadth of the market was negative and about three shares declined for two shares advanced at NSE.

Nifty trading in a tight Range!!

Wednesday, Nifty opened around 10693, made a low of 10689, then after making a high of 10766 closed around 10741(+23), however entire day trading range was 77 points.

In line with our earlier view of range bound movement in market, demand & supply remain poised in the domestic market without showing any Big Bang movement. From last 2-3 days, Nifty has been stuck in the range of 10680 & 10780 levels and waiting for the breakout on either of side for further directional move. Until this happen, it will remain in this hibernation mode.

Key resistances are around 10780-10800 and immediate supports are seen around 10620-10600.

### Market

Market	Value	% Change
<b>Morning Traded Market</b>		
SGX NIFTY	10,767.00	-0.05%
NIKKIE	22,429.81	0.09%
HANG SENG	30,774.12	0.77%
<b>Yesterday Closing Market</b>		
Sensex	35,319.35	0.29%
Nifty	10,741.70	0.22%
DOW	24,542.54	0.75%
NASDAQ	7,339.90	0.99%
CAC	5,534.63	0.23%
DAX	12,943.06	0.24%
FTSE	7,662.52	1.26%
EW ALL SHARE	19,567.32	0.71%

% Change in 1 day

### Commodity Price ( Yesterday Closing )

Commodity/Currencies	Value	% Change
GOLD	31309.00	0.32%
SILVER	40079.00	0.71%
CRUDEOIL	71.69	0.77%
NATURALGAS	185.40	1.26%
DOLLAR/RS.	67.27	0.29%
EURO/RS.	79.94	0.43%
POUND/RS.	91.44	0.95%

% Change in 1 day

### Institutional Turnover

FII			
Investor	Buy(Cr.)	Sale(Cr.)	Net(Cr.)
09-May-18	4044	4748	(704)
May-18	29897	33636	(3739)
2018	476893	489634	(12741)
DII			
Investor	Buy(Cr.)	Sale(Cr.)	Net(Cr.)
09-May-18	3544	2879	665
May-18	19989	16692	3296
2018	342643	306407	36237

**Quote of the Day** : "We do not wish to join with managers who lack admirable qualities, no matter how attractive the prospects of their business. We've never succeeded in making a good deal with a bad person."  
**Warren Buffett**

**HEROMOTOCO**

"ACCUMULATE"

10th May 2018

Hero Motocorp reported net sales of Rs.8564 crores with a growth of 23.8%YoY in 4QFY18. Sales volumes grew handsomely by 23.5%YoY while realization remained flat YoY. Despite high advertisement cost related to sports sponsorships EBITDA margin expanded by 220 bps YoY to 16% in 4QFY18. We believe that new launches in the premium segment motorcycles and scooters, improving rural theme on the back of government focus towards doubling farm income & good monsoon and revival in major export markets may drive healthy volume growth in FY19&20. Cost cutting initiative LEAP coupled with operating leverage will boost the margins going ahead for the company. We value Hero Motocorp at 17x FY20e EPS to arrive at target price of Rs.4150 and recommend ACCUMULATE.

**Indostar Capital Finance Limited : IPO Note**"SUBSCRIBE for  
Long term"

9th May 2018

Indostar Capital Finance Limited currently derives 70% revenue from corporate term financing solutions and loans to SMEs and 30% from vehicle and housing finance. Vehicle financing operations started from November 2017 and housing finance operations started only from March 2018. The recent rise in NPA across the industry remains the key risk in the company. Also, there is a lot of competition in vehicle and Home financing space which should keep the yield competitive. The company has ROE of 7.7% and RoA of 3.6%. The company is being offered cheap at 1.9times FY18E P/B. We recommend SUBSCRIBE for Long term Investors.

\*For details, refer to our daily report- *India Equity Analytics***Top News****>> Jubilant Concall 4QFY18**

→ The Company has reduced its effective tax rate guidance to 26.3 from 29% earlier for FY19, due to the lowering of US federal tax rate (from 35% to 21%).

→ The Company hopes to continue its double digit growth momentum in life sciences ingredient business over the coming quarters too as the demand and pricing environment remains encouraging.

→The installation base has substantially ramp up in 4QFY18 as compared to 3QFY18, in which the company has made three installations. Each installation fetches about US\$0.5mn.

→The Company is going for capacity expansion to meet the growing demand in pharmaceutical business. Capacity expansion in solid dosage is ongoing and will be completed in 2HFY19.

→ The Company is expected to do better in H2FY19 vs. H1FY19 due to new capacities and specialty Injectables.

→CAPEX Guidance for FY19 is Rs550Cr to be spent equally in Pharma and LSI Business.

**>> Whirlpool India** is looking to double its business from the built-in appliances space. Whirlpool India, said the segment will also double its share in the company's revenue to up to 6 percent, over the course of the next 12 months.

the size of the built-in appliances industry is Rs 1,800 crore-2,000 crore. "Worldwide this is a core business for Whirlpool and we are now seeing an increased demand from Indian customers Built-in business is a reflection of the consumer lifestyle and reflects well-travelled customer who has used them outside India. Due to this, Company is growing at 40 percent year-on-year in this space,

**>> GCPL Q4FY18 result concall update:**

Rural grew faster than urban in this quarter.

Expects Double digit growth from Indian business in FY19 led by improving macroeconomic condition, rural demand revival led by normal monsoon and government initiatives.

The company plans 10 new launches in India across the categories in FY19.

Worst is over for Indonesian business. The company gained all its lost market share in Home Insecticide(HI)

. This quarter's growth was impacted by destocking by some of the modern retail partners.

Africa, US and Middle East business grew by 7% YoY on CC terms led by mainly volume growth. Africa, US and Middle East business growth was impacted by sluggishness in Kenya. Margin was impacted by due to scale de-leverage and upfront investments to scale up the business.

The company is planning to relaunch of Darling brand.

Cost saving programme and low-price palm oil cover helped in gross margin expansion in Q4FY18.

Management is confident of Sales growth with margin expansion in FY19.

Soap business: The company gained market share from unorganised as well as organised players.

The management expects a strong turnaround from Africa as well Indonesia business in FY19.

Significant improvement in Africa business margin going forward.

Impact of Project PI will be visible in FY19 for Indonesian business.

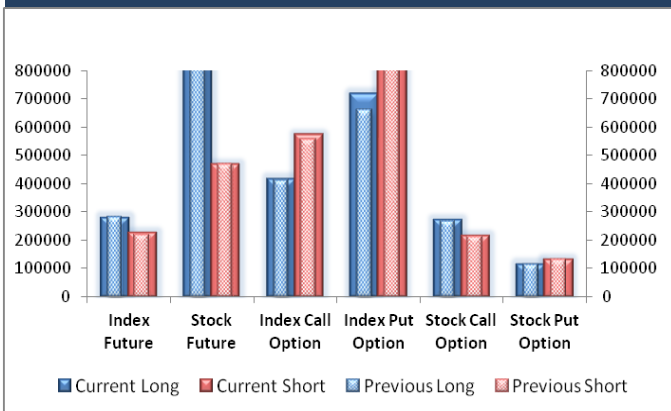
Better growth from Nigeria led by elevated crude oil prices going ahead.

### Block Deal

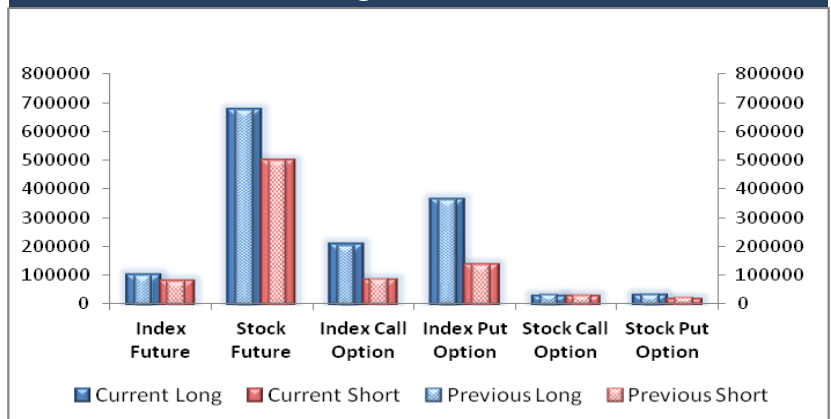
Exchange	Deal Date	Company	Client Name	Deal Type	Quantity	Price
NSE	09-May-18	AROGRANITE	NAVY STOCK CONSULTANT PRIVATE LIMITED	BUY	124916	68
NSE	09-May-18	GITANJALI	BP FINTRADE PRIVATE LIMITED	BUY	1320002	3
NSE	09-May-18	KSBPUMPS	OLD BRIDGE CAPITAL MANAGEMENT PRIVATE LIMITED	BUY	380000	830
NSE	09-May-18	KSBPUMPS	VANTAGE EQUITY FUND	BUY	400000	830
NSE	09-May-18	MAHASTEEL	COMFORT COMMOTRADE PRIVATE LIMITED	BUY	7944	96
NSE	09-May-18	MAHICKRA	RAJURI STEELS PRIVATE LIMITED	BUY	42000	52
NSE	09-May-18	MITTAL	CHOICE EQUITY BROKING PRIVATE LIMITED	BUY	60000	21
NSE	09-May-18	NATHBIOGEN	BIRLA SUN LIFE MUTUAL FUND	BUY	106000	560
NSE	09-May-18	PCJEWELLER	ALPHAGREP COMMODITIES PRIVATE LIMITED	BUY	2333314	205
NSE	09-May-18	PCJEWELLER	CROSSLAND TRADING CO	BUY	2337937	206
NSE	09-May-18	PCJEWELLER	PURITY TRADEMAX LLP	BUY	2102424	206
NSE	09-May-18	PCJEWELLER	SHAASTRA SECURITIES TRADING PRIVATE LIMITED	BUY	2993647	205
NSE	09-May-18	PCJEWELLER	VAIBHAV STOCK & DERIVATIVES BROKING PVT. LTD	BUY	3933292	206
NSE	09-May-18	RUCHISOYA	A S CONFIN PVT.LTD.	BUY	1983360	13
NSE	09-May-18	SELAN	DILIPKUMAR BABUBHAI SOLANKI	BUY	136777	265
NSE	09-May-18	SINTEX	ADROIT FINANCIAL SERVICES PRIVATE LIMITED	BUY	3616625	19
NSE	09-May-18	SMVD	BABA BHOOHNATH NIRMAN PVT LTD	BUY	26000	32
NSE	09-May-18	SMVD	GIRDHAR FISCAL SERVICES PVT LTD	BUY	26000	28
NSE	09-May-18	SUNDARAM	ARCADIA SHARE & STOCK BROKERS PRIVATE LIMITED	BUY	15000	2
NSE	09-May-18	URAVI	SAJANKUMAR RAMESHWARLAL BAJAJ	BUY	49200	102
NSE	09-May-18	WINDMACHIN	KHUSHBOO VANRAJ KAHOR	BUY	372904	154
NSE	09-May-18	AAKASH	MONARCH NETWORTH CAPITAL LIMITED	SELL	50000	57
NSE	09-May-18	AROGRANITE	NAVY STOCK CONSULTANT PRIVATE LIMITED	SELL	88916	68
NSE	09-May-18	GITANJALI	BP FINTRADE PRIVATE LIMITED	SELL	2	3
NSE	09-May-18	GITANJALI	MORGAN STANLEY FRANCE SAS	SELL	3780599	3
NSE	09-May-18	GITANJALI	SWAPNIL MEHTA	SELL	1000000	3
NSE	09-May-18	KSBPUMPS	DSP MUTUAL FUND DSP BLACKROCK SMALL CAP FUND	SELL	461120	830
NSE	09-May-18	MAHASTEEL	COMFORT COMMOTRADE PRIVATE LIMITED	SELL	74344	81
NSE	09-May-18	PCJEWELLER	ALPHAGREP COMMODITIES PRIVATE LIMITED	SELL	2333314	205
NSE	09-May-18	PCJEWELLER	CROSSLAND TRADING CO	SELL	2337937	206
NSE	09-May-18	PCJEWELLER	PURITY TRADEMAX LLP	SELL	2102424	206
NSE	09-May-18	PCJEWELLER	SHAASTRA SECURITIES TRADING PRIVATE LIMITED	SELL	2993647	205
NSE	09-May-18	PCJEWELLER	VAIBHAV STOCK & DERIVATIVES BROKING PVT. LTD	SELL	3933292	206
NSE	09-May-18	RENUKA	MURKUMBI INVESTMENTS PRIVATE LIMITED	SELL	26117405	16
NSE	09-May-18	RUCHISOYA	A S CONFIN PVT.LTD.	SELL	1983360	13
NSE	09-May-18	SELAN	DILIPKUMAR BABUBHAI SOLANKI	SELL	136777	263
NSE	09-May-18	SINTEX	ADROIT FINANCIAL SERVICES PRIVATE LIMITED	SELL	3566407	19
NSE	09-May-18	SMVD	BABA BHOOHNATH NIRMAN PVT LTD	SELL	26000	28
NSE	09-May-18	SUNDARAM	ARCADIA SHARE & STOCK BROKERS PRIVATE LIMITED	SELL	1809286	2
NSE	09-May-18	URAVI	AARAV FINANCIAL SERVICES PVT.LTD	SELL	73200	102
NSE	09-May-18	WINDMACHIN	KHUSHBOO VANRAJ KAHOR	SELL	324904	157

## F&O OPEN INTEREST ( Number of Contracts )

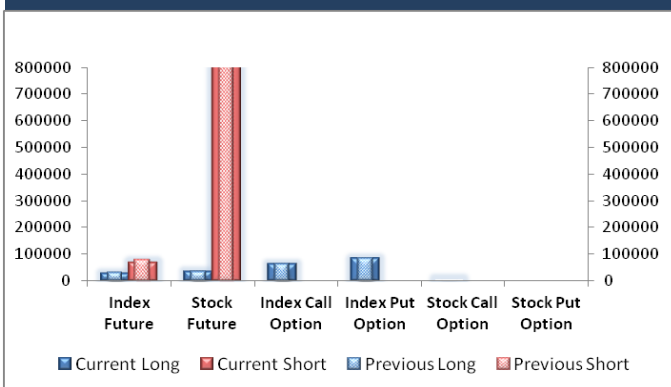
### Individual



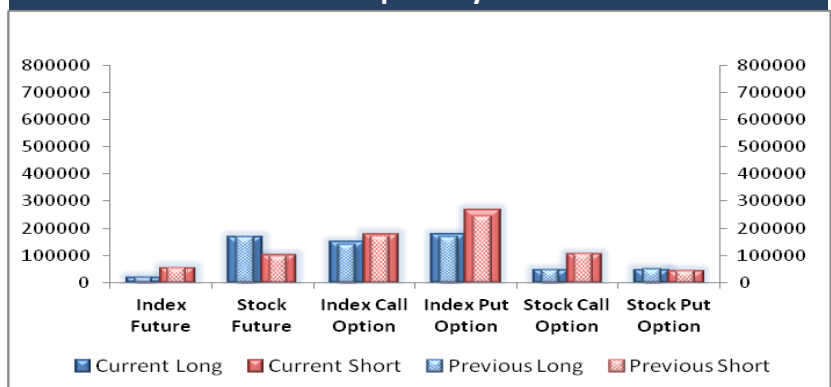
### Foreign Institutions



### Domestic Institutions

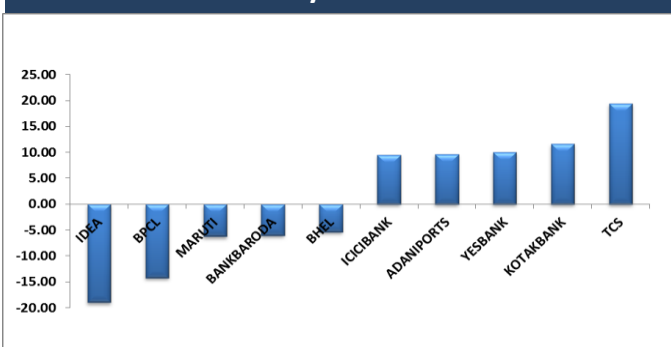


### Proprietary

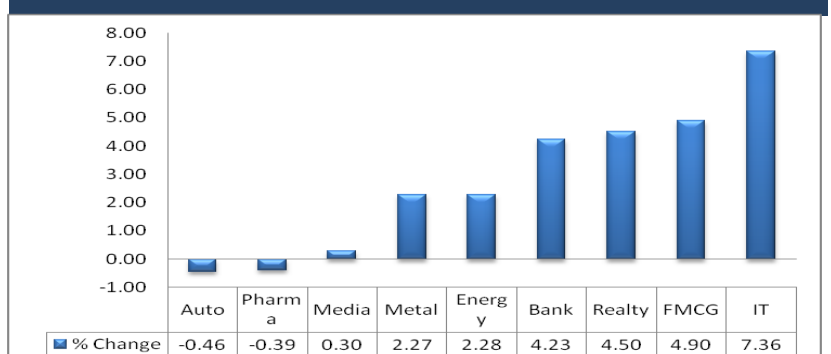


## MARKET MOVERS (1 MONTH CHANGE)

### Nifty Movers



### NSE Sectoral Indices Performance



### Result Calendar Q4FY18

BSE Code	Company Name	Date	BSE Code	Company Name	Date
512599	ADANIENT	10-May-18	532553	WELENT	10-May-18
539254	ADANITRANS	10-May-18	505537	ZEEL	10-May-18
500710	AKZOINDIA	10-May-18	524208	AARTIIND	11-May-18
500877	APOLLOTYRE	10-May-18	535755	ABFRL	11-May-18
526125	ARHNTTO	10-May-18	532480	ALBK	11-May-18
500820	ASIANPAINT	10-May-18	532335	AMBICAAGAR	11-May-18
503960	BBL	10-May-18	512195	BENTCOM	11-May-18
509438	BENARAS	10-May-18	500058	BIHSPONG	11-May-18
511501	BHARAT	10-May-18	514045	BSL	11-May-18
500085	CHAMBLFERT	10-May-18	532483	CANBK	11-May-18
541269	CHEMFABALKA	10-May-18	532121	DENABANK	11-May-18
500110	CHENNPETRO	10-May-18	505714	GABRIEL	11-May-18
531346	EASTRED	10-May-18	530343	GENUSPOWER	11-May-18
520081	ECSTSTL	10-May-18	507815	GILLETTE	11-May-18
500123	ELANTAS	10-May-18	509488	GRAPHITE	11-May-18
523768	GUJBOROS	10-May-18	500676	GSKCONS	11-May-18
532814	INDIANB	10-May-18	539336	GUJGAS	11-May-18
500210	INGERRAND	10-May-18	517354	HAVELLS	11-May-18
509496	ITDCEM	10-May-18	517571	INDLMETER	11-May-18
533320	JUBLINDS	10-May-18	530601	JAGSONFI	11-May-18
505890	KENNAMET	10-May-18	502937	KESORAMIND	11-May-18
530813	KRBL	10-May-18	507948	KEYCORP	11-May-18
540222	LAURUSLABS	10-May-18	540775	KHADIM	11-May-18
526299	MPHASIS	10-May-18	500241	KIRLOSBROS	11-May-18
508989	NAVNETEDUL	10-May-18	539521	NAVIGANT	11-May-18
500790	NESTLEIND	10-May-18	532529	NDTV	11-May-18
532698	NITINSPIN	10-May-18	524558	NEULANLAB	11-May-18
500672	NOVARTIND	10-May-18	540769	NIACL	11-May-18
511632	OLYMTFI	10-May-18	540204	NIDL	11-May-18
531768	POLYMED	10-May-18	523385	NILKAMAL	11-May-18
540544	PSPPROJECT	10-May-18	532466	OFSS	11-May-18
509220	PTL	10-May-18	517536	ONWARDTEC	11-May-18
539678	QUICKHEAL	10-May-18	500459	PGHH	11-May-18
517522	RAJGLOWIR	10-May-18	532647	PROVOGE	11-May-18
530815	REFNOL	10-May-18	532891	PURVA	11-May-18
500350	RSWM	10-May-18	500339	RAIN	11-May-18
500367	RUBFILA	10-May-18	530517	RELAXO	11-May-18
540425	SHANKARA	10-May-18	533284	RPPINFRA	11-May-18
514454	SOUTLAT	10-May-18	532163	SAREGAMA	11-May-18
500483	TATACOMM	10-May-18	523449	SHARP	11-May-18
504973	TIFHL	10-May-18	520086	SICAL	11-May-18
500114	TITAN	10-May-18	539494	SMARTFIN	11-May-18
530131	UDAICEMENT	10-May-18	532419	SMARTLINK	11-May-18
539874	UJJIVAN	10-May-18	532725	SOLARINDS	11-May-18
532477	UNIONBANK	10-May-18	524667	SOTL	11-May-18
524394	VIMTALABS	10-May-18	500285	SPICEJET	11-May-18
532757	VOLTAMP	10-May-18	539217	SRESTHA	11-May-18

532733	SUNTV	11-May-18	539032	FRASER	14-May-18
532782	SUTLEJTEX	11-May-18	540647	GANGESSEC	14-May-18
539353	SWARAJAUTO	11-May-18	540743	GODREJAGRO	14-May-18
500800	TATAGLOBAL	11-May-18	506858	GUJPETR	14-May-18
540955	TDSL	11-May-18	524669	HESTERBIO	14-May-18
511730	TRCFIN	11-May-18	500696	HINDUNILVR	14-May-18
532513	TVSELECT	11-May-18	526217	HITECHCORP	14-May-18
532505	UCOBANK	11-May-18	539337	HKT	14-May-18
531266	VSTTILLERS	11-May-18	517174	HONAUT	14-May-18
505533	WESTLIFE	11-May-18	538838	ICL	14-May-18
512367	ZSHERAPR	11-May-18	530747	INDOASIAF	14-May-18
512291	ZSPEEDCO	11-May-18	539005	JAYATMA	14-May-18
533029	ALKALI	12-May-18	501311	JAYBHCR	14-May-18
500032	BAJAJHIND	12-May-18	532162	JKPAPER	14-May-18
532726	GALLANTT	12-May-18	538092	JOONKTOLL	14-May-18
533265	GALLISPAT	12-May-18	507779	KANPRPLA	14-May-18
500186	HINDOILEXP	12-May-18	501151	KARTKIN	14-May-18
531505	INDERGR	12-May-18	532054	KDDL	14-May-18
532644	JKCEMENT	12-May-18	532714	KEC	14-May-18
513509	KALYANIFRG	12-May-18	535136	KFL	14-May-18
504392	KRISHNA	12-May-18	535387	LAKHOTIA	14-May-18
533007	LGBFORGE	12-May-18	539524	LALPATHLAB	14-May-18
540192	LKPSEC	12-May-18	509048	LANCORHOL	14-May-18
530219	NUTRICIRCLE	12-May-18	500267	MAJESAUT	14-May-18
520021	OMAXAUTO	12-May-18	532105	MEGFI	14-May-18
500315	ORIENTBANK	12-May-18	539594	MISHTANN	14-May-18
533344	PFS	12-May-18	539289	MJCO	14-May-18
507966	RASRESOR	12-May-18	507522	MOUNTSHIQ	14-May-18
532005	SAMINDUS	12-May-18	531039	MSECURI	14-May-18
532669	SBTL	12-May-18	502405	MYSPAPE	14-May-18
524546	SHABCHM	12-May-18	530129	NILE	14-May-18
539659	VIDLI	12-May-18	500307	NIRLON	14-May-18
524200	VINATIORGA	12-May-18	516082	NRAGRINDQ	14-May-18
502986	VTL	12-May-18	530173	OSCARGLO	14-May-18
512165	ABANSENT	14-May-18	540492	PGL	14-May-18
500488	ABBOTINDIA	14-May-18	532254	POLARIS	14-May-18
539493	ADHARSHILA	14-May-18	500354	RAJSREESUG	14-May-18
539177	AILL	14-May-18	540143	SAGARSOFT	14-May-18
538465	AMARSEC	14-May-18	539392	SANGFROID	14-May-18
540649	AVADHSUGAR	14-May-18	531323	SANTASPN	14-May-18
530999	BALAMINES	14-May-18	501423	SHAILY	14-May-18
500067	BLUESTARCO	14-May-18	533018	SIMPLXMIL	14-May-18
500020	BOMDYEING	14-May-18	533019	SIMPLXPAP	14-May-18
522231	CONART	14-May-18	503229	SIMPLXREA	14-May-18
540652	CTCL	14-May-18	532218	SOUTHBANK	14-May-18
530843	CUPID	14-May-18	526500	STRGRENWO	14-May-18
531306	DHPIND	14-May-18	500777	TNPETRO	14-May-18
526483	EDUEXEL	14-May-18	538597	TTIENT	14-May-18
511716	ESCORTSFIN	14-May-18	511147	WSFIN	14-May-18

512107	ZGOLKOND	14-May-18	503816	SWADPOL	15-May-18
539662	BFLAFL	15-May-18	532276	SYNDIBANK	15-May-18
500825	BRITANNIA	15-May-18	533170	TAMBOLI	15-May-18
506390	CLNINDIA	15-May-18	505400	TEXINFRA	15-May-18
539876	CROMPTON	15-May-18	533326	TEXRAIL	15-May-18
532180	DHANBANK	15-May-18	509003	TRANOCE	15-May-18
526971	DHOOTIN	15-May-18	530583	VOGUETEX	15-May-18
506414	DIL	15-May-18	524348	AARTIDRUGS	16-May-18
503681	ELCIDIN	15-May-18	532683	AIAENG	16-May-18
500128	ELECTCAST	15-May-18	533573	APLLTD	16-May-18
540153	ENDURANCE	15-May-18	539251	BALKRISHNA	16-May-18
532518	FLORENCE	15-May-18	500335	BIRLACORPN	16-May-18
523696	FORTISMLR	15-May-18	532929	BRIGADE	16-May-18
509563	GARWAMAR	15-May-18	533260	CAREERP	16-May-18
530855	GDLLEAS	15-May-18	532548	CENTURYPLY	16-May-18
524013	HINFLUR	15-May-18	531556	CORALFINAC	16-May-18
530979	INDIAHOME	15-May-18	532332	CURATECH	16-May-18
506222	INEOSSTYRO	15-May-18	540701	DCAL	16-May-18
536868	INTELSOFT	15-May-18	524768	EMMESSA	16-May-18
538564	JAMESWARREN	15-May-18	500136	ESTER	16-May-18
532605	JBMA	15-May-18	532622	GDL	16-May-18
532771	JHS	15-May-18	532285	GEOJITFSL	16-May-18
500227	JINDALPOLY	15-May-18	505255	GMM	16-May-18
531904	KARUNACAB	15-May-18	500690	GSFC	16-May-18
537750	KIRANVYPAR	15-May-18	506640	GUJCMDS	16-May-18
532652	KTKBANK	15-May-18	500440	HINDALCO	16-May-18
500257	LUPIN	15-May-18	509895	HINDMILL	16-May-18
540650	MAGADHSUGAR	15-May-18	515145	HINDNATGLS	16-May-18
502157	MANGLMCEM	15-May-18	531524	ICSA	16-May-18
531456	MINAXI	15-May-18	532717	INDOTECH	16-May-18
539045	MNKALCOLTD	15-May-18	524164	IOLCP	16-May-18
524084	MONSANTO	15-May-18	523638	IPRINGLTD	16-May-18
500109	MRPL	15-May-18	500875	ITC	16-May-18
531157	ORGCOAT	15-May-18	500380	JKLAKSHMI	16-May-18
523151	OTCO	15-May-18	500228	JSWSTEEL	16-May-18
523642	PIIND	15-May-18	532926	JYOTHYLAB	16-May-18
513403	PMTELELIN	15-May-18	538896	KANCHI	16-May-18
532461	PNB	15-May-18	526423	KRITIIND	16-May-18
507300	RAVALSUGAR	15-May-18	533210	KRITINUT	16-May-18
532712	RCOM	15-May-18	532740	LOKESHMACH	16-May-18
519191	RGRL	15-May-18	500284	LORDSCHLO	16-May-18
530075	SELAN	15-May-18	500266	MAHSCOOTER	16-May-18
531431	SHAKTIPUMP	15-May-18	532932	MANAKSIA	16-May-18
538685	SHEMAROO	15-May-18	539044	MANAKSTELTD	16-May-18
533014	SICAGEN	15-May-18	500268	MANALIPETC	16-May-18
523164	SIPIND	15-May-18	500288	MOREPENLAB	16-May-18
538635	SNOWMAN	15-May-18	533398	MUTHOOTFIN	16-May-18
531433	SUNGOLD	15-May-18	505355	NESCO	16-May-18
530239	SUVEN	15-May-18	500304	NIITLTD	16-May-18

### Narnolia Earning Estimate Q4FY18

Date	Company Name	Sale			EBITDA			PAT		
			YoY	QoQ		YoY	QoQ		YoY	QoQ
		Mar-18	Growth	Growth	Mar-18	Growth	Growth	Mar-18	Growth	Growth
7-May-18	EXIDEIND	2404	21.93	5.57	316	22.63	11.79	184	11.64	19.23
7-May-18	ICICIBANK	5833	(2.18)	2.19	8549	67.20	69.00	1377	(32.00)	(16.50)
8-May-18	GODREJCP	2544	6.91	(2.30)	616	13.78	7.63	437	14.18	1.10
9-May-18	EICHERMOT	2531	34.05	11.52	797	36.30	12.70	580	26.25	11.39
9-May-18	FEDERALBNK	980	16.33	3.12	640	16.58	14.03	273	6.39	4.95
9-May-18	JUBILANT	2126	29.50	2.80	446	46.40	7.10	221	48.40	4.00
10-May-18	ASIANPAINT	4560	15.37	7.07	804	12.91	(9.76)	531	10.67	(6.34)
10-May-18	NESTLEIND	2852	15.20	10.16	596	16.66	(5.82)	388	24.10	(8.38)
10-May-18	TITAN	3952	15.18	(7.52)	382	40.34	(9.52)	297	46.30	5.29
11-May-18	HAVELLS	2459	43.84	25.09	323	40.66	23.16	210	22.47	21.14
12-May-18	JKCEMENT	1207	18.70	14.54	252	3.70	10.72	139	3.30	26.00

### Street Consensus Earning Estimate Q4FY18

Date	Company Name	Sale			EBITDA			PAT		
			YoY	QoQ		YoY	QoQ		YoY	QoQ
		Mar-18	Growth	Growth	Mar-18	Growth	Growth	Mar-18	Growth	Growth
7-May-18	TATACHEM	2728	598	252.30	(6.50)	6	22.60	6.20	2	5.40
8-May-18	ABB	2558	248	138.00	17.98	(8)	44.60	(15.60)	56	(19.50)
8-May-18	JUBFOOD	748	116	55.00	22.08	(6)	91.70	(15.22)	269	(16.65)
8-May-18	KAJARIACER	778	136	73.80	8.00	18	4.10	23.90	4	35.80
8-May-18	MHRIL	298	55	32.10	(4.00)	11	(8.00)	(5.80)	1	1.20
8-May-18	SANOFI	640	138	86.30	15.70	(5)	36.40	3.00	44	13.50
8-May-18	SKFINDIA	722	116	80.90	10.40	3	45.90	(5.70)	40	(6.10)
8-May-18	VESUVIUS	255	46	27.70	12.00	12	15.00	11.00	18	13.90
8-May-18	WHIRLPOOL	1167	136	85.40	15.00	22	9.50	53.00	15	60.70
9-May-18	ARVIND	2817	257	82.00	14.29	4	11.48	3.49	(22)	(7.23)
9-May-18	JINDALSTEL	7893	1954	(213.10)	21.70	11	25.90	21.60		
9-May-18	MASFIN	81	58	29.40	67.00	10	77.60	13.50	97	16.10
9-May-18	PARAGMILK	501	54	24.70	17.00	(4)	3.90	(8.40)	(25)	(3.10)
9-May-18	SHARDACROP	702	163	85.40	18.10	116	0.00	327.30	(14)	761.60
9-May-18	SIS	1571	93	50.50		2	34.20	10.50	68	8.50
10-May-18	APOLLOTYRE	3952	521	244.20	18.80	(2)	40.80	4.90	7	(0.50)
10-May-18	LAURUSLABS	568	120	57.00	19.97	19	1.10	37.42	(23)	63.34
10-May-18	MPHASIS	1741	296	249.20	15.60	5	24.10	7.90	29	15.90
10-May-18	NAVNETEDUL	307	55	39.00	46.50	76	96.90	169.00	131	228.70
10-May-18	TATACOMM	4158	613	6.40	(3.12)	1	22.01	0.04	(90)	
10-May-18	UJJIVAN	237	85	27.70	73.00	9	104.00	13.00	43	(6.00)
10-May-18	UNIONBANK	2408	1475	(1309.30)	1.00	(5)	(31.00)	(11.00)	(1303)	5.00
10-May-18	ZEEL	1687	443	168.00	10.37	(8)	(5.55)	(25.47)	(58)	(47.90)
11-May-18	AARTIIND	1009	175	85.60	20.90	2	14.60	(1.60)	15	(5.10)
11-May-18	ABFRL	1732	130	26.90	7.30	(7)	14.00	(5.90)	23	(23.10)
11-May-18	CANBK	3290	2183	(653.10)	21.00	(11)	(27.00)	(23.00)	(405)	(619.00)
11-May-18	GSKCONS	1165	241	187.00	5.77	13	11.01	18.15	6	14.28
11-May-18	PGHH	643	183	115.60	12.00	(9)	18.70	(13.20)	16	(11.90)
11-May-18	RAIN	3624	774	367.30	46.80	15	75.40	12.70	191	8.90
11-May-18	SOLARINDS	569	121	65.20	28.80	22	31.30	15.70	19	20.30



## Result Q4FY18

BSE Code	Company Name	Sale	Sale Growth	PAT	PAT Growth
500101	ARVIND	2989	21.27	115.47	19.14
500125	EIDPARRY	3343	0.99	40.48	(83.66)
532181	GMDCLTD	635	16.76	100.06	11.17
500403	SUNDRMFAST	946	21.98	113.45	29.42
530019	JUBILANT	2224	42.02	152.40	2.26
505200	EICHERMOT	2517	34.13	461.63	0.48
524735	HIKAL	392	26.67	25.34	(7.62)
523457	LINDEINDIA	528	1.84	2.38	73.43
524000	MAGMA	581	3.62	71.47	(162.68)
538666	SHARDACROP	768	29.10	113.24	14.75
533227	AHLEAST	25	(4.55)	3.23	(25.23)
500119	DHAMPURSUG	922	22.24	(36.01)	(133.57)
530117	ADIFINCHM	315	40.84	26.73	901.12
532286	JINDALSTEL	8616	41.46	(426.23)	326.19
523207	KOKUYOCMLN	190	(1.11)	5.79	102.45
532504	NAVINFLUOR	208	3.73	39.28	33.70
500314	ORIENTHOT	98	5.73	6.28	(8.32)
530555	PARACABLES	164	69.70	10.28	(82.40)
530199	THEMISMED	52	(6.37)	4.67	191.88

## Economic Calendar

Country	Monday 7th May 18	Tuesday 8th May 18	Wednesday 9th May 18	Thursday 10th May 18	Friday 11th May 18
US	German Factory Orders m/m , Italian Retail Sales m/m , Sentix Investor Confidence , BRC Retail Sales Monitor y/y	NFIB Small Business Index , JOLTS Job Openings , IBD/TIPP Economic Optimism , Loan Officer Survey	PPI m/m , Core PPI m/m , Final Wholesale Inventories m/m , Crude Oil Inventories , 10-y Bond Auction	CPI m/m , Core CPI m/m , 30-y Bond Auction , Federal Budget Balance	Import Prices m/m , Prelim UoM Consumer Sentiment, Prelim UoM Inflation Expectations
UK/EURO ZONE	Consumer Credit m/m	German Industrial Production m/m , German Trade Balance , French Gov Budget Balance , French Trade Balance , Halifax HPI m/m , EU Economic Forecasts		French Industrial Production m/m , ECB Economic Bulletin , Italian Industrial Production m/m , Manufacturing Production m/m , BOE Inflation Report , MPC Official Bank Rate Votes, Monetary Policy Summary, Official Bank Rate	French Final CPI m/m , French Prelim Private Payrolls q/q
INDIA					



## Narnolia Securities Ltd

201 | 2nd Floor | Marble Arch Building | 236B-AJC Bose  
Road | Kolkata-700 020 , Ph : 033-40501500

email: [narnolia@narnolia.com](mailto:narnolia@narnolia.com),  
website : [www.narnolia.com](http://www.narnolia.com)

**Risk Disclosure & Disclaimer:** This report/message is for the personal information of the authorized recipient and does not construe to be any investment, legal or taxation advice to you. Narnolia Securities Ltd. (Hereinafter referred as NSL) is not soliciting any action based upon it. This report/message is not for public distribution and has been furnished to you solely for your information and should not be reproduced or redistributed to any other person in any form. The report/message is based upon publicly available information, findings of our research wing "East wind" & information that we consider reliable, but we do not represent that it is accurate or complete and we do not provide any express or implied warranty of any kind, and also these are subject to change without notice. The recipients of this report should rely on their own investigations, should use their own judgment for taking any investment decisions keeping in mind that past performance is not necessarily a guide to future performance & that the value of any investment or income are subject to market and other risks. Further it will be safe to assume that NSL and /or its Group or associate Companies, their Directors, affiliates and/or employees may have interests/ positions, financial or otherwise, individually or otherwise in the recommended/mentioned securities/mutual funds/ model funds and other investment products which may be added or disposed including & other mentioned in this report/message.