

KEY LEVELS

Support 1 :10820
Support 2 :10780

Resistance 1:10900
Resistance 2 :10930

Nifty Intraday Chart



Market Outlook

Yesterday, Nifty opened in positive at 10838 & slightly moved towards the downside & took support, from there it made a high & closed in positive at 10852 with addition of 80 points. Nifty hit the low of 10807 & high of 10860. On sectoral front PVT BANK, FIN SERVICE, PHARMA, Metals, FMCG, IT, AUTO, REALTY, PSU BANK, Media traded with positive bias. On volatility side India VIX fell down by -0.68% to 12.35. VIX is falling down from last 5 trading sessions and lower volatility indicates bullish stance for Nifty if it remains below 13.5 levels. Nifty Near aborted Top, 10930! Trading for the week initiated on a firm note as Indices saw a gap up opening on positive global cues. In tow with our view, Benchmark Index traded higher entire day and closed above 10830 near days high. We expect a range bound movement between 10810-10900 levels for the day with bullish bias. However, key resistances are around 10900-10930 and immediate supports are seen around 10780-10820.

Market

Market	Value	% Change
Morning Traded Market		
SGX NIFTY	10,904.00	0.32%
NIKKIE	22,273.00	1.00%
HANG SENG	28,877.00	0.66%
Yesterday Closing Market		
Sensex	35,934.00	0.78%
Nifty	10,852.00	0.74%
DOW	24,776.00	1.31%
NASDAQ	7,756.00	0.88%
CAC	5,398.00	0.42%
DAX	12,543.00	0.38%
FTSE	7,687.00	0.92%
EW ALL SHARE	19,097.00	0.91%

% Change in 1 day

Commodity Price (Yesterday Closing)

Commodity/Currencies	Value	% Change
GOLD	30617.00	0.19%
SILVER	39885.00	0.30%
CRUDEOIL	78.36	0.37%
NATURALGAS	194.50	-1.12%
RS./DOLLAR	68.72	-0.23%
RS./EURO	80.91	0.25%
RS./POUND	91.68	0.61%

% Change in 1 day

Institutional Turnover

FII			
Investor	Buy(Cr.)	Sale(Cr.)	Net(Cr.)
09-Jul-18	4491	5061	(570)
Jul-18	18351	22013	(3660)
2018	700142	737749	(37606)
DII			
Investor	Buy(Cr.)	Sale(Cr.)	Net(Cr.)
09-Jul-18	2848	2107	740
Jul-18	16713	14273	2441
2018	510849	444898	65951

Event Today

Dividend

ABBOTINDIA Rs. 5.5
CEATLTD Rs. 11.5
ORIENTELEC Rs. 0.5
SESHAPAPER Rs. 15
TATASPONGE Rs. 20
ULTRACEMCO Rs. 10.50

EX DATE: 10 JULY

Bonus

CUB 1:10

EX DATE: 10 JULY

Stock Split

OTCO Rs.10/- to Rs.2/-

EX DATE: 10 JULY

Results

INDUSINDBK

KORE

PRAKASH

TCS

THIRUSUGAR

EX DATE: 10 JULY

Quote of the Day : "Someone's sitting in the shade today because someone planted a tree a long time ago."

NBFC

"Result Pre View"

10th July 2018

We continue to prefer growth companies with minimal impact on NIM from our NBFC horizon list. Growth would remain favorable for vehicle finance companies. We like CHOLAFIN, MAGMA and BAJFINANCE. We also prefer EQUITAS under small finance bank as its growth is likely to recover given the consolidation of AUM is over. Under HFCs segment, due to NIM pressure we have NEUTRAL view on the sector. For SRTRANSFIN, we remain bullish given the strong recovery in earning growth; however also remain cautious on its guarantee of Rs 870 Cr given to SVL as disclosed in its annual report.

BANKS

"Result Pre View"

9th July 2018

Earnings for retail lenders are likely to remain stable with healthy growth but corporate lenders are likely to remain under pressure due to higher credit cost and absence of treasury gain during the quarter but we see core operating profitability to improve as credit growth has picked up and NIM is likely to see some stability or marginal improvement in corporate lenders. Incremental gross slippages is likely to moderation going forward but increase recovery & up-gradation backed by NCLT resolution holds key for the entire sector. We are bullish on private banks and our top picks are Axis Bank, ICICI Bank and RBL Bank from private space whereas SBIN and Bank Baroda from PSU space.

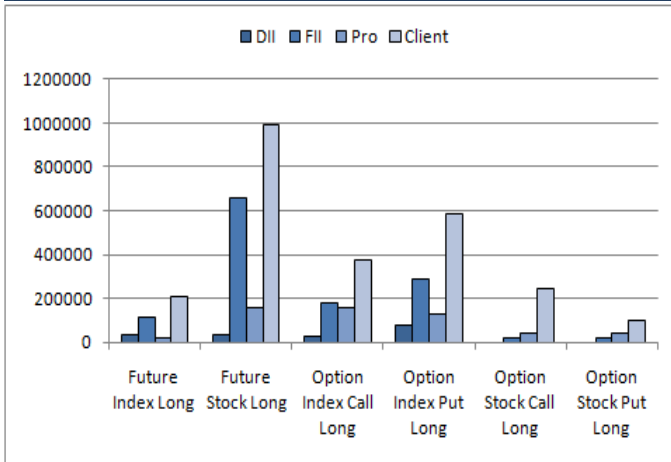
*For details, refer to our daily report- *India Equity Analytics***Top News**

- Dish TV: Q1 consolidated net profit at Rs 27.9 crore against loss of Rs 11.7 crore (YoY).
- L&T Infotech has approved allotment of 3.52 lakh shares under ESOP scheme.
- J&K Bank held its annual general meeting on July 9, 2018.
- Sukhen Kumar Bandyopadhyay appointed as Director (Finance) in Hindustan Copper.
- HDFC Bank's Q1 loan book grows 22 percent to Rs 7.08 lakh crore, deposits growth at 20 percent.
- Uttam Galva Steel June qtr net loss widens to Rs 366 cr
- SRF to set up new plant in Thailand at Rs 410 cr cost
- Network18 appoints Rahul Joshi as MD
- Lupin gets USFDA nod for generic malaria drug
- Capital First plans to raise up to Rs 100 cr via debt
- Lodha Developers gets Sebi's go-ahead for Rs 5,500-cr IPO
- Va Tech Wabag board gives nod to raise funds
- Ceat to make passenger car, 2-wheeler tyres at TN plant.
- HCL technologies to consider a proposal to buyback equity shares of company on July 12.
- Rupee advances 15 paise to 68.72 on weak dollar
- Telecom ministry clears Idea-Vodafone merger with conditions

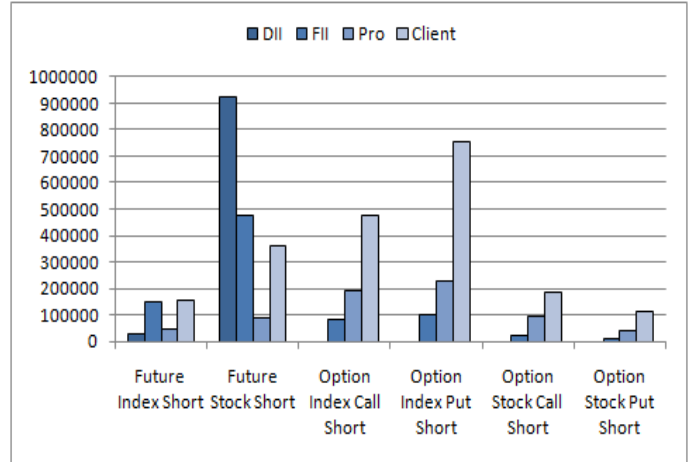
Bulk Deal							
Exchange	Deal Date	Company	Client Name	Deal Type	Quantity	Price	
BSE	09-Jul-18	AGIIL	HAVELI INDIA LTD	S	56938	91	
BSE	09-Jul-18	AGIIL	HAVELI INDIA LTD	B	46000	99	
BSE	09-Jul-18	BHARATAGRI	GIRDHAR TRANSPORT COMPANY	S	50434	172	
BSE	09-Jul-18	BHARATAGRI	GIRDHAR TRANSPORT COMPANY	B	50434	170	
BSE	09-Jul-18	CLLIMITED	ADSERVE ADVISORY AND CONSULTANCY SERVICES PRIVATE	S	5098	19	
BSE	09-Jul-18	CLLIMITED	ADSERVE ADVISORY AND CONSULTANCY SERVICES PRIVATE	B	24536	18	
BSE	09-Jul-18	GARNETINT	SURESH GAGGAR	B	500000	91	
BSE	09-Jul-18	GARNETINT	MANGAL SAVITRI BIZCON PRIVATE LIMITED	S	500000	91	
BSE	09-Jul-18	GBLIL	SAVITABEN GOVINDLAL MODY	B	45000	24	
BSE	09-Jul-18	RAJNISH	ALACRITY SECURITIES LIMITED	S	39600	100	
BSE	09-Jul-18	RAJNISH	NIKHILKUMAR SHAH	S	25200	100	
BSE	09-Jul-18	RAJNISH	HARDIK MANOJ SHAH	S	49200	100	
BSE	09-Jul-18	RAJNISH	SHAH BHUPENDRA MATHURADAS	S	85200	100	
BSE	09-Jul-18	RAJNISH	SHAH VAISHALI YATIN	S	66000	100	
BSE	09-Jul-18	RAJNISH	MULCHAND K MOTA HUF	B	63600	100	
BSE	09-Jul-18	RAJNISH	JASU NAVIN MOTA	B	36000	100	
BSE	09-Jul-18	RAJNISH	ANKIT MULCHAND MOTA	B	88800	100	
BSE	09-Jul-18	RAJNISH	AKSHAR INVESTMENT	B	48000	100	
BSE	09-Jul-18	RAJNISH	SHRI MAHALAXMI AGRICULTURAL DEVELOPMENTS LIMITED	B	49200	101	
BSE	09-Jul-18	SIPROJECTS	JASUMATI SHASHIKANT JOSHI	B	35000	239	
BSE	09-Jul-18	SIPROJECTS	RUCHIKA BHARADWAJ	S	39500	239	
BSE	09-Jul-18	UTTAMSTL	VRAJ ENTERPRISES	B	750000	8	

F&O OPEN INTEREST (Number of Contracts)

LONG POSITION

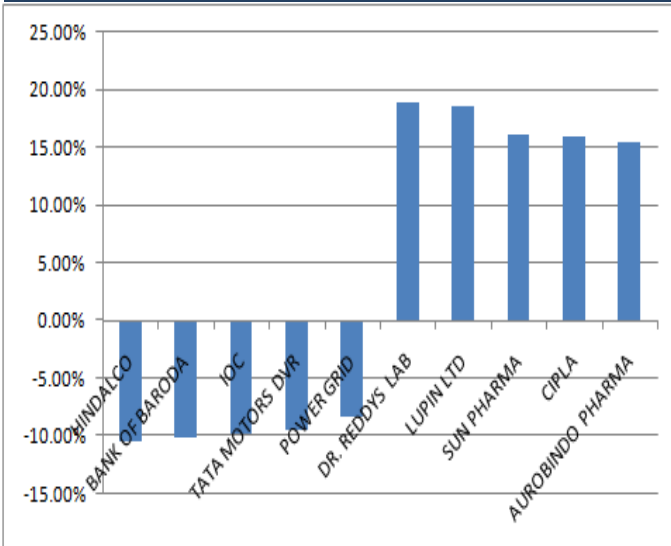


SHORT POSITION

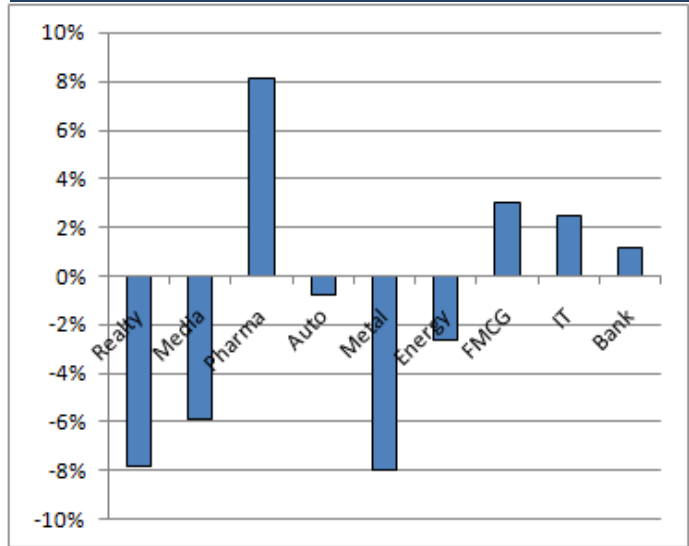


MARKET MOVERS (1 MONTH CHANGE)

Nifty Movers



NSE Sectoral Indices Performance



Result Calendar Q4FY18

BSE Code	Company Name	Date	BSE Code	Date	Date
532839	DISHTV	09-Jul-18	532652	KTKBANK	12-Jul-18
513216	UTTAMSTL	09-Jul-18	541545	TALWGYM	12-Jul-18
532187	INDUSINDBK	10-Jul-18	532628	3IINFOTECH	13-Jul-18
500458	KORE	10-Jul-18	532056	ADIEXRE	13-Jul-18
506022	PRAKASH	10-Jul-18	506597	AMAL	13-Jul-18
532540	TCS	10-Jul-18	533229	BAJAJCORP	13-Jul-18
507450	THIRUSUGAR	10-Jul-18	532330	BIOPAC	13-Jul-18
532850	MIC	11-Jul-18	532386	CALSOFT	13-Jul-18
533310	MIDVAL	11-Jul-18	507886	DHRUVES	13-Jul-18
523445	RIIL	11-Jul-18	500209	INFY	13-Jul-18
538521	CROWNTOURS	12-Jul-18	507753	TGVSL	13-Jul-18
532175	CYIENT	12-Jul-18	519600	CCL	14-Jul-18
517526	INDITALIA	12-Jul-18			

Economic Calendar

Country	Monday 9th July 18	Tuesday 10th July 18	Wednesday 11th July 18	Thursday 12th July 18	Friday 13th July 18
US	FOMC Member Kashkari Speaks, CFTC Crude Oil speculative net positions	JOLTs Job Openings (May)	OPEC Monthly Report, PPI (MoM) (Jun)	IEA Monthly Report, CPI (MoM) (Jun)	Export Price Index (MoM) (Jun), Import Price Index (MoM) (Jun), U.S. Baker Hughes Oil Rig Count
UK/EURO ZONE	ECB President Draghi Speaks	Manufacturing Production (MoM) (May), Trade Balance (May), API Weekly Crude Oil Stock	ECB President Draghi Speaks , BoE Gov Carney Speaks	Industrial Production (MoM) (May), ECB Publishes Account of Monetary Policy Meeting	EU Finance Ministers Meeting, BoE MPC Member Cunliffe Speaks
INDIA				CPI (YoY) (Jun), Industrial Production (YoY) (May), Manufacturing Output (MoM) (May)	

DISCLAIMER

The following Disclosures are being made in compliance with the SEBI Research Analyst Regulations 2014 (herein after referred to as the Regulations). Narnolia Financial Advisors Ltd. (Formerly Microsec Capital Ltd) (MCL) is a SEBI Registered Research Analyst having registration no. INH300002407. MCL, the Research Entity (RE) as defined in the Regulations, is engaged in the business of providing Stock broking services, Depository participant services, Merchant Banking, Portfolio Management & distribution of various financial products. MCL is a subsidiary company of G Raj & Company Consultants Ltd. (GRaj). MCL is registered with the Securities & Exchange Board of India (SEBI) and is a registered Trading Member with National Stock Exchange of India Ltd. (NSE), Bombay Stock Exchange Limited (BSE) and Metropolitan Stock Exchange Of India Ltd. (MSEI) for its stock broking activities & is Depository participant with Central Depository Services Limited (CDSL) & National Securities Depository Limited (NSDL) and is member of Association of Mutual Funds of India (AMFI) for distribution of financial products. MCL is also SEBI registered Category 1 Merchant Banker & Portfolio Manager. Details of associate entities of MCL is available on the website at www.narnolia.com

No penalties have been levied on MCL by any Regulatory/Statutory authority. MCL, its associates, Research Analyst or their relative may have any financial interest in the subject company. MCL and/or its associates and/or Research Analyst may have beneficial ownership of 1% or more securities in the subject company at the end of the month immediately preceding the date of publication of the Research Report. MCL and its associate company(ies), their directors and Research Analyst and their relatives may; (a) from time to time, have a long or short position in, act as principal in, and buy or sell the securities or derivatives thereof of companies mentioned herein. (b) be engaged in any other transaction involving such securities and earn brokerage or other compensation or act as a market maker in the financial instruments of the company(ies) discussed herein or act as an advisor or lender/borrower to such company(ies) or may have any other potential conflict of interests with respect to any recommendation and other related information and opinions.; however the same shall have no bearing whatsoever on the specific recommendations made by the analyst(s), as the recommendations made by the analyst(s) are completely independent of the views of the associates of MCL even though there might exist an inherent conflict of interest in some of the stocks mentioned in the research report. Research Analyst may have served as director/officer, etc. in the subject company in the last 12 month period. MCL and/or its associates may have received any compensation from the subject company in the past 12 months. In the last 12 months period ending on the last day of the month immediately preceding the date of publication of this research report, MCL or any of its associates may have: a) managed or co-managed public offering of securities from subject company of this research report, b) received compensation for investment banking or merchant banking or brokerage services from subject company of this research report, c) received compensation for products or services other than investment banking or merchant banking or brokerage services from the subject company of this research report. d) Subject Company may have been a client of MCL or its associates during twelve months preceding the date of distribution of the research report. MCL and its associates have not received any compensation or other benefits from the subject company or third party in connection with the research report. MCL and / or its affiliates do and seek to do business including investment banking with companies covered in its research reports. As a result, the recipients of this report should be aware that MCL may have a potential conflict of interest that may affect the objectivity of this report. Compensation of Research Analysts is not based on any specific merchant banking, investment banking or brokerage service transactions.

Terms & Conditions: This report has been prepared by MCL and is meant for sole use by the recipient and not for circulation. The report and information contained herein is strictly confidential and may not be altered in any way, transmitted to, copied or distributed, in part or in whole, to any other person or to the media or reproduced in any form, without prior written consent of MCL. The report is based on the facts, figures and information that are considered true, correct, reliable and accurate. The intent of this report is not recommendatory in nature. The information is obtained from publicly available media or other sources believed to be reliable. Such information has not been independently verified and no guaranty, representation of warranty, express or implied, is made as to its accuracy, completeness or correctness. All such information and opinions are subject to change without notice. The report is prepared solely for informational purpose and does not constitute an offer document or solicitation of offer to buy or sell or subscribe for securities or other financial instruments for the clients. Though disseminated to all the customers simultaneously, not all customers may receive this report at the same time. MCL will not treat recipients as customers by virtue of their receiving this report.

Analyst Certification The views expressed in this research report accurately reflect the personal views of the analyst(s) about the subject securities or issues, and no part of the compensation of the research analyst(s) was, is, or will be directly or indirectly related to the specific recommendations and views expressed by research analyst(s) in this report.

Disclosure of Interest Statement Companies where there is interest

Analyst's ownership of the stocks mentioned NIL

A graph of daily closing prices of securities is available at www.nseindia.com, www.bseindia.com.

Research Analyst's views on Subject Company may vary based on Fundamental research and Technical Research. Proprietary trading desk of MCL or its associates maintains arm's length distance with Research Team as all the activities are segregated from MCL research activity and therefore it can have an independent view with regards to subject company for which Research Team have expressed their views.

This report is not directed or intended for distribution to or use by any person or entity resident in a state, country or any jurisdiction, where such distribution, publication, availability or use would be contrary to law, regulation or which would subject MCL & its group companies to registration or licensing requirements within such jurisdictions.

Disclaimer: The report and information contained herein is strictly confidential and meant solely for the selected recipient and may not be altered in any way, transmitted to, copied or distributed, in part or in whole, to any other person or to the media or reproduced in any form, without prior written consent. This report and information herein is solely for informational purpose and may not be used or considered as an offer document or solicitation of offer to buy or sell or subscribe for securities or other financial instruments. Nothing in this report constitutes investment, legal, accounting and tax advice or a representation that any investment or strategy is suitable or appropriate to your specific circumstances. The securities discussed and opinions expressed in this report may not be suitable for all investors, who must make their own investment decisions, based on their own investment objectives, financial positions and needs of specific recipient. This may not be taken in substitution for the exercise of independent judgment by any recipient. Each recipient of this document should make such investigations as it deems necessary to arrive at an independent evaluation of an investment in the securities of companies referred to in this document (including the merits and risks involved), and should consult its own advisors to determine the merits and risks of such an investment. The investment discussed or views expressed may not be suitable for all investors. Certain transactions -including those involving futures, options, another derivative products as well as non-investment grade securities - involve substantial risk and are not suitable for all investors. No representation or warranty, express or implied, is made as to the accuracy, completeness or fairness of the information and opinions contained in this document. This information is subject to change without any prior notice. The Company reserves the right to make modifications and alternations to this statement as may be required from time to time without any prior approval. MCL, its associates, their directors and the employees may from time to time, effect or have effected an own account transaction in, or deal as principal or agent in or for the securities mentioned in this document. They may perform or seek to perform investment banking or other services for, or solicit investment banking or other business from, any company referred to in this report. Each of these entities functions as a separate, distinct and independent of each other. The recipient should take this into account before interpreting the document. The views expressed are those of the analyst, and the Company may or may not subscribe to all the views expressed therein. This document is being supplied to you solely for your information and may not be reproduced, redistributed or passed on, directly or indirectly, to any other person or published, copied, in whole or in part, for any purpose. This report is not directed or intended for distribution to, or use by, any person or entity who is a citizen or resident of or located in any locality, state, country or other jurisdiction, where such distribution, publication, availability or use would be contrary to law, regulation or which would subject MCL to any registration or licensing requirement within such jurisdiction. The securities described herein may or may not be eligible for sell in all jurisdictions or to certain category of investors. Persons in whose possession this document may come are required to inform themselves of and to observe such restriction. Neither the Firm, not its directors, employees, agents or representatives shall be liable for any damages whether direct or indirect, incidental, special or consequential including lost revenue or lost profits or lost opportunities that may arise from or in connection with the use of the information. The person accessing this information specifically agrees to exempt MCL or any of its affiliates or employees from, any and all responsibility/liability arising from such misuse and agrees not to hold MCL or any of its affiliates or employees responsible for any such misuse and further agrees to hold MCL or any of its affiliates or employees free and harmless from all losses, costs, damages, expenses that may be suffered by the person accessing this information due to any errors and delays.

Correspondence Office Address: Arch Waterfront, 5th Floor, Block GP, Saltlake, Sector 5, Kolkata 700 091; Tel No.: 033-40541700; www.narnolia.com. Registered Office Address: Shivam Chambers, 1st Floor, 53, Syed Amir Ali Avenue, Kolkata 700 091. Compliance Officer: Manish Kr Agarwal, Email Id: mkagarwal@narnolia.com, Contact No.:033-4054 1766.

Registration details Company & Group entities: MCL: SEBI Registration: INZ000166737 (BSE/NSE/MSE); CDSL: IN-DP-424-2007; NSDL: IN-DP-NSDL-245-2005; Research Analyst: INH300002407, Merchant Banking: (Registration No.: INM000010791), PMS: (Registration No.: INP000002304), AMFI: ARN 3087

SEBI Registration: BSE Broker INZ260010731; NSDL DP: IN-DP-NSDL-371-2014 G. Raj & Company Consultants Ltd (G RAJ), MCX/NCDEX Commodities Broker: INZ000051636 Microsec Commerce Limited, PMS: INP000005109Narnolia Velox Advisory Ltd., Investment Adviser: INA300005439 Eastwind Capital Advisors Pvt Ltd. (EASTWIND), IRDA License No.134 (Microsec Insurance Brokers Limited), AMFI: ARN 20558, PFRDA NPS POP: 35012016 Narnolia Securities Ltd. (NSL), RBI Registered NBFC:B.05.02568 Narnolia Capital Advisors Pvt. Ltd.