

KEY LEVELS

Support 1 : 10550
 Support 2 : 10500
 Resistance 1:10650
 Resistance 2 :10700

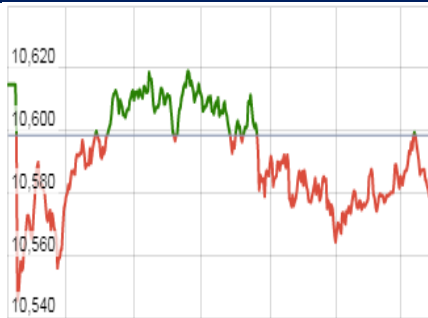
Events Today

RESULTS:

ALPHAGEO, ANDREWYU, APEX, ARTEMIS, ASHAPURMIN, ASTERDM, AUROPHARMA, BAGFILMS, BALMLAWRIE, BANKINDIA, BASML, BLS, BRIGADE, BRITANNIA, BSELINFRA, CENTEXT, CENTRUM, CIGNITI, COALINDIA, COSMOFILMS, CYBERMEDIA, DATAMATICS, DBSTOCKBRO, DICIND, DREDGECORP, EICHERMOT, FLEXITUFF, GINNIFILA, GODREJIND, GOKEX, GOLDTECH, GREENPLY, GULFOILLUB, HATHWAY, HBLPOWER, HERCULES, HINDMOTORS, HINFLUR, HITECHCORP, HOTELEELA, HSCL, INSECTICID, IZMO, JAMNAAUTO, JETAIRWAYS, JINDALPOLY, JINDALSAW, JISLDVREQS, JISLJALEQS, JKPAPER, KCP, KIRIINDUS, KNRCON, LAMBODHARA, LAOPALA, LEHIL, LOKESHMACH, LOYAL, LUMAXTECH, MADHUCON, MCLEODRUSS*, MMFL, MMTTC, MRO-TEK, MURUDCERA, NACLIND, NAHARPOLY, NAHARSPING, NATIONALUM, NCLIND, NIACL, NIRLON, NITESHESH, NMDC, OIL, OILCOUNTUB, PFS, PUNJCOMMU, QUICKHEAL, RCF, ROLTA, SAKHTISUG, SAKSOFT, SASTASUNDR, SATHAISPAT, SCFL, SEPOWER, SHARDA, SHREECEM, SHRIRAMEPC, SJVN, SKMEGGPROD, STARCEMENT, STERTOOLS, SUNFLAG, SURYALAXMI, SWELECTES, TASTYBIT, TIDEWATER, TNPL, TREEHOUSE, UCOBANK, UFO, UNIONBANK, UNIVCABLES, USHAMART, IITTA MSII G A R V A R D M N P O I V

Please refer to page no 5 for Bulk deals, Dividends, Bonus, Spilts, Buyback.

Nifty Intraday Chart



Market Outlook

On Friday, Nifty opened in positive at 10614 and made a high of 10619 and from there it started moving downwards and made a low of 10544 and closed in negative at 10585 after losing -13.2 points. On sectoral front AUTO, PVT BANK, FIN SERVICE, PHARMA and MEDIA traded with positive bias, whereas FMCG, IT, METALS, PSU BANK and REALTY were in negative zone. On volatility India VIX fell down by -0.67% to 17.75.

Despite of weak global cues Indian market is trading flat from last 2-3 trading days, after achieving our first target of 10558. Because it is giving closing above this level from last two days that's why Indian market has absorbed this global profit booking pressure. As we have discussed earlier that the trend is still up and our next target of 10768 and up to 10960 is still due with SL of 10354 real time basis. We do not see momentum breakdown until unless it managed to close below 10558.

Quote of the Day : "Someone is sitting in the shade today because someone planted a tree a long time ago." - Warren Buffett

Market

Market	Value	% Change
Morning Traded Market		
SGX NIFTY	10,605.00	-0.16%
NIKKIE	22,236.50	-0.07%
HANG SENG	25,547.50	-0.21%
Yesterday Closing Market		
Sensex	35,158.55	-0.22%
Nifty	10,585.20	-0.12%
DOW	25,989.30	-0.77%
NASDAQ	7,406.90	-1.65%
CAC	5,106.75	-0.48%
DAX	11,529.16	0.02%
FTSE	7,105.34	-0.49%
EW ALL SHARE	18,428.20	0.18%

% Change in 1 day

Commodity Price (Yesterday Closing)

Commodity/Currencies	Value	% Change
GOLD	31015.00	-1.24%
SILVER	36870.00	-1.98%
CRUDEOIL	71.02	1.21%
NATURALGAS	272.50	6.03%
RS./DOLLAR	72.49	-0.70%
RS./EURO	82.29	-1.09%
RS./POUND	94.38	-1.25%

% Change in 1 day

Bond Yield (Yesterday Closing)

Bond yield	Value	% Change
G-sec 10YR : IND	7.76	-0.46%

Institutional Turnover

FII			
Investor	Buy(Cr.)	Sale(Cr.)	Net(Cr.)
09-Nov-18	6395	5781	614
Nov-18	30056	29746	310
2018	1130857	1207590	(76733)
DII			
Investor	Buy(Cr.)	Sale(Cr.)	Net(Cr.)
09-Nov-18	3040	3377	(337)
Nov-18	16522	16992	(470)
2018	842308	736164	107507

MINDAIND BUY 12th November 2018

MINDAIND has reported stellar quarterly performance with 39%YoY revenue growth. Rising commodity cost pressure was offset by operating leverage and increasing premium products demand. The management expects group restructuring to complete by 4QFY19 and there will be organic growth only after then which may result some softness in margin expansion. The debt has increased due to green field capacity and recent group consolidation activity. However, it will be a key focus area for the company and the management will continue to keep D/E under check. Government's focus to improve safety features in vehicles (airbags, LEDs and rear parking sensors) and increasing premium products demand will drive the revenue growth and margins further going ahead. Considering the higher interest cost due to increased debt level and higher tax expenses we reduce our FY20 EPS estimate by 7%. However, we remain optimistic about the growth potential of the company and expect revenue and PAT to grow at 26% and 21% CAGR over FY18-20 respectively. We value MINDAIND at 22x FY20E EPS to arrive at a target price of Rs.405 and maintain BUY.

AEGISCHEM BUY 9th November 2018

Aegis logistics is well placed to reap benefits from rising LPG imports in India. LPG import in India has grown at CAGR of around 17% over 2001-17. This momentum is expected to be continued for next couple of years on back of in-sufficient domestic supply. In order to reap benefits out of it Aegis Logistics has expanded its capacities in both liquid and gas terminals and is in the process of ramping up their capacities at different phases in order to improve their volume off-take. As a result strong growth momentum was seen in LPG logistics volume. Going ahead we expect 10-15% p.a. volume growth in this segment. Company is in negotiation with OMC's to take additional LPG sourcing volumes and deal is expected to finalize soon. This ensures gradual volume growth visibility for upcoming years. Considering this we expect volume growth of 16-18% in FY19 and FY20 each with stable margins. Hence we are optimistic on this stock and maintains BUY rating with the target price of Rs. 260(26x FY20e EPS).

GABRIEL BUY 7th November 2018

GABRIEL has reported numbers in-line with our estimates. Net sales grew by 15%YoY to Rs.547 crores largely driven by 2/3 wheelers and commercial vehicles demand. EBITDA margin was maintained at 9.5% level despite various cost challenges (commodity prices and INR depreciation). The management expects double-digit growth to continue in FY19 based on the strong demand scenario across segments and new product launches by OEMs. The company is targeting double-digit EBITDA margin on the back of increasing localization, cost-saving initiatives and operating leverage benefit by FY19-20. The management's strategy to increase the contribution of exports (3% of sales) and aftermarket (11% of sales) verticals will further push the revenue and margins going ahead. Going ahead we expect revenue and PAT to grow at 20% and 18% CAGR over FY18-20. We largely maintain our FY20 estimates and have a positive view on the company, based on strong balance sheet and healthy return ratios. We value GABRIEL at 17x FY20E EPS to arrive at a target price of Rs.156 and maintain BUY.

CAPACITE INFRA BUY 6th November 2018

Capacite infra is in the sweet spot to capitalize on growing opportunities in building space. Healthy execution track record and strong relationship with its marquee client has paying off the dividend. During the quarter company has added another marquee client in its clientele. Now with diversifying order book within the building space will end up dependency on residential building projects. Management's continues efforts to bring working capital days down has resulted into reduction of working capital days from 84 days to 73 days including retention money. We largely maintain our estimates for FY20 and value stock at Rs.350 (17x FY20 EPS). Maintain Buy rating on the stock.

GSKCONS HOLD 6th November 2018

Gskcons's numbers for Q2FY19 remained better than expectations, sales up by 14% while PAT grew by strong 43% YoY. The company has witnessed broad based growth. Going forward, we expect average domestic HFD volume growth at the rate of 7% for rest of the two quarters of FY19e and 8% for FY20e led by company's distribution expansion initiatives, thrust on LUP and new launches in RTD segment while cost saving initiatives and judicious pricing action will ensure stable margin going ahead. Clarity regarding Horlicks sale will be key event to watch for. Considering strong Q2FY19's number, we have increased our sales estimates marginally and PAT estimates by 5%/2% for FY19e/FY20e respectively and revised our target price from 7532 to 7649(33x FY20e's eps) and recommend Hold.

Ashoka Buildcon BUY 6th November 2018

Ashoka Buildcon has posted strong growth numbers for Q2FY19 on back of robust execution of power T&D projects. Company has completed financial closure of 5 HAM projects and documents are submitted to the NHAI. 3 out of 5 HAM projects is expected take appointment date in Q3FY19 as the 80% land is in place. While 2 HAM projects do not cross the minimum threshold limit and are expected to take appointment date in Q4FY19. Government's push in early completion of power projects will reflect into strong numbers going ahead. EBITDA margin has also gone up to 13.6% after going down below 12% in Q1FY19 and is expected to remain at 13%. We have incorporated better than expected numbers in Q2FY19 and increased our Revenue/PAT estimates by 6/3% for FY20. We value stock at Rs.175 (Std. business at 10x FY20 EPS and Rs.46 per share for BoT/HAM business.). We maintain our BUY rating on the stock.

*For details, refer to our daily report- India Equity Analytics

Report on Mutual Fund - Key Highlights.

- ❑ Despite bearish nature of the market in October 2018, the equity mutual funds have garnered positive inflows courtesy of the ever increasing SIP folio accounts which stand at 7.90 crores in October.
- ❑ Mutual funds contribution through SIP route has more than doubled in the last 2 years from around 3000 crore per month to 7900 crore a month.
- ❑ In 2 years the number of folios has increased from 5.06 Crores to 7.9 Crores confirming the growing financialization of savings by Indian households.
- ❑ From Q2 2016 till Q2 2018 among household investments mutual funds have reported CAGR of 31% while the other household investments have seen a slower growth rate. Bank deposits (12%), Life Insurance (14%), Currency (2%) and provident funds (11%).
- ❑ October 2018 saw inflow of Rs 14,783 Crores to equity oriented MF schemes jumping at 31% QoQ and signalling a 8 month high inflow
- ❑ Foreign portfolio investors have sold Rs 28921 Crores worth of shares in October itself which is a 2 year high sellout. Also FPIs have sold Rs 9978 Crores worth of Indian debt papers in October. This huge outflow shows the bearish mood of the FPI towards India. This huge outflow could be due to over-valuation of the Indian Stock market or rising yield rates in the US market.
- ❑ The month of October saw redemption in income income funds to the tune of Rs.37642 crores.
- ❑ Out of the 11.5 lakh addition of SIP folios, 10.60 lakhs were through retail segment. This kind of strong inflow by the retail market is highly encouraging for the Indian equity market as it is helping the market gain stability against the outward migrating FPI's.
- ❑ As per the GDP/AUM ratio India fairs poorly among the global standards, countries such as USA and France have 102% and 76% while India accounts for only 10%.

- ❑ IOB: The lender has hiked benchmark lending rate by 0.05%.
- ❑ Natco Pharma share buyback of shares - maximum price Rs 1000 per shareps not exceeding Rs 2500 mn
- ❑ Usha Martin shareholders approve sale of steel biz to Tata.
- ❑ Titan Company Q2: Net profit growth at Rs 314.4 crore, up 2.9% YoY; operating margin falls to 10.6%.
- ❑ Biocon's Generic Formulations Facility in Bengaluru completes USFDA inspection with No 483 observations.
- ❑ Reliance Communications: Settles case of alleged failure to inform interest payment default on debentures.
- ❑ Amara Raja Batteries approved the capital expenditure of Rs 540 crore towards deployment of advanced stamped grid technology, 2nd punching line for two-wheeler battery plant in a phased manner and debottlenecking in MVRLA plant.
- ❑ NHPC: The Board will consider share buyback proposal next week.
- ❑ Jet Airways: Vikram Singh Mehta has resigned as an independent director
- ❑ Syndicate Bank: The lender raised MCLR by up to 0.15 percent.
- ❑ BGR Energy Systems: The company's net profit jumped over 5-folds to Rs 6.19 crore.
- ❑ Bharti Airtel International (Netherlands) B.V. has commenced a tender offer to purchase for cash any and all of its outstanding USD 1,500,000,000 5.125% Guaranteed Senior Notes due 2023.
- ❑ IEX: The company's net profit jumps 30% in September quarter.
- ❑ NMDC board meeting postponed to November 13, 2018.
- ❑ Orient Press received Maharashtra Pollution Control Board approval to restart manufacturing at Tarapur plant.
- ❑ Tata Motors: JLR October sales down 4.6% at 44,282 units in October.
- ❑ Sobha: Its Q2 profit jumped 22% at Rs 61.4 crore.
- ❑ Wipro: The company-owned Appirio expands operations in Portugal.
- ❑ IndiGo: DGCA directs IndiGo, GoAir to address issues with 15 P&W engines.

BULK DEAL

EXCHANGE	Date	SECURITY NAME	CLIENT NAME	DEAL TYPE	QUANTITY	PRICE
BSE	9/11/18	AKI	DINESH BANG	S	100000	10.01
BSE	9/11/18	DBSTOCKBRO	VISHAL INVESTFIN PRIVATE LIMITED	B	1350000	8.7
BSE	9/11/18	DBSTOCKBRO	SHARMA GANDHI HIRE PURCHASE LIMITED	S	1350000	8.7
BSE	9/11/18	PEARLPOLY	DHEERAJ KUMAR LOHIA HUF	B	89300	12.58
BSE	9/11/18	PEARLPOLY	DHEERAJ KUMAR LOHIA	B	257000	12.56
BSE	9/11/18	PEARLPOLY	RAJ KUMAR LOHIA	B	121199	12.58
BSE	9/11/18	PEARLPOLY	CHANDRAPRAKASH KHANDELWAL	S	98999	12.58
BSE	9/11/18	PEARLPOLY	NAMRATA CHANDRAPRAKASH KHANDELWAL	S	155000	12.56
BSE	9/11/18	PEARLPOLY	REENA PURSHOTTAM GHANDELWAL	S	140000	12.58
BSE	9/11/18	PRIMESECU	VISA CAPITAL PARTNERS	B	246320	40
BSE	9/11/18	SHREESHAY	SAJANKUMAR RAMESHWARLAL BAJAJ	S	88000	20
BSE	9/11/18	SHREESHAY	AMARKUMAR SHAH HIRAL	B	88000	20
BSE	9/11/18	VIKASPROP	EKTA MITTAL	S	3500000	2

Dividend

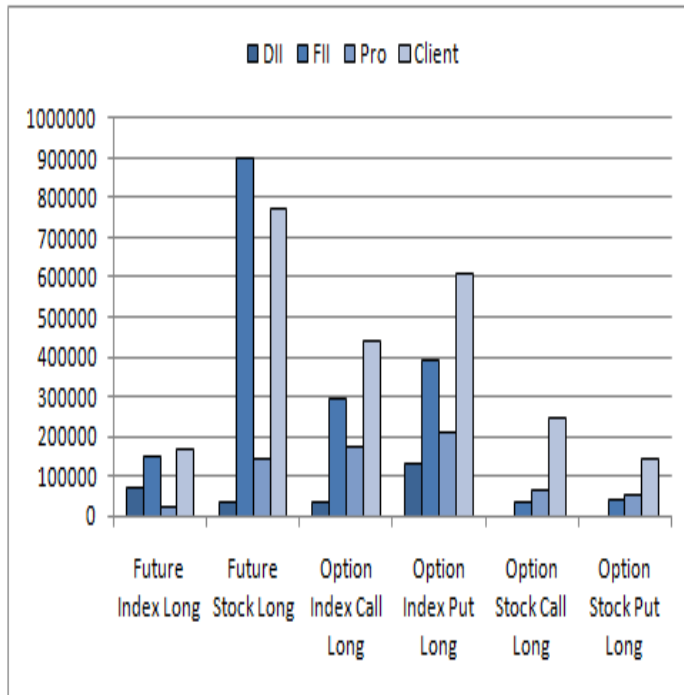
EXCHANGE	SECURITY CODE	SECURITY NAME	EX- DATE	PURPOSE	RECORD DATE
BSE	526433	ASMTEC	13-Nov-18	Interim Dividend - Rs. - 3.0000	14-Nov-18
BSE	532424	GODREJCP	13-Nov-18	Interim Dividend - Rs. - 4.0000	14-Nov-18
BSE	533248	GPPL	13-Nov-18	Interim Dividend - Rs. - 1.7000	14-Nov-18
BSE	541336	INDOSTAR	13-Nov-18	Interim Dividend - Rs. - 1.0000	14-Nov-18
BSE	532221	SONATSOFTW	13-Nov-18	Interim Dividend - Rs. - 4.7500	14-Nov-18
BSE	532349	TCI	13-Nov-18	Interim Dividend - Rs. - 0.8000	14-Nov-18
BSE	540212	TCIEXP	13-Nov-18	Interim Dividend - Rs. - 1.2000	14-Nov-18

BONUS

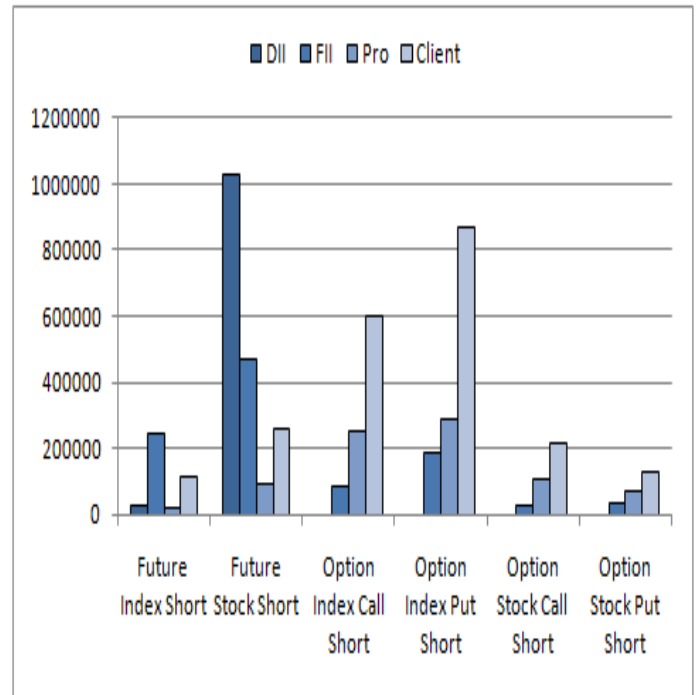
EXCHANGE	SECURITY CODE	SECURITY NAME	EX- DATE	PURPOSE	RECORD DATE
BSE	539151	ARFIN	13-Nov-18	Bonus issue 1:5	14-Nov-18

F&O OPEN INTEREST (Number of Contracts)

Long Position

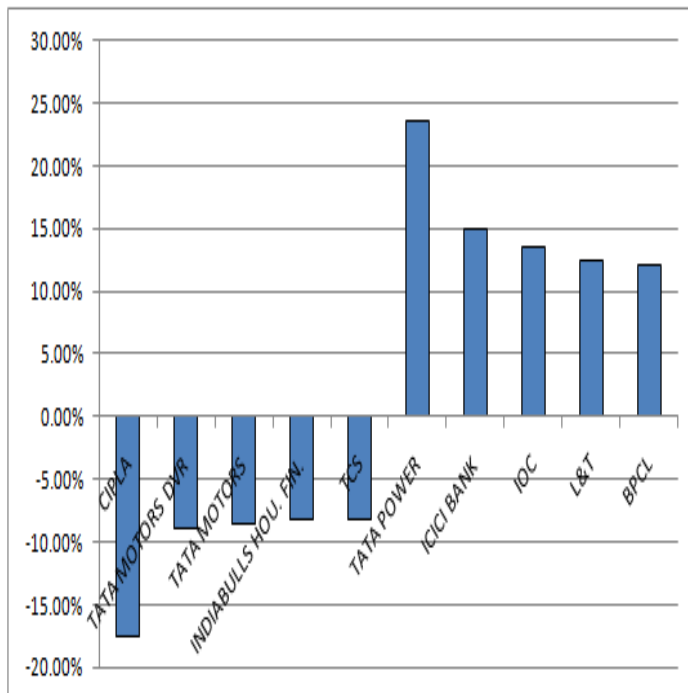


Short Position

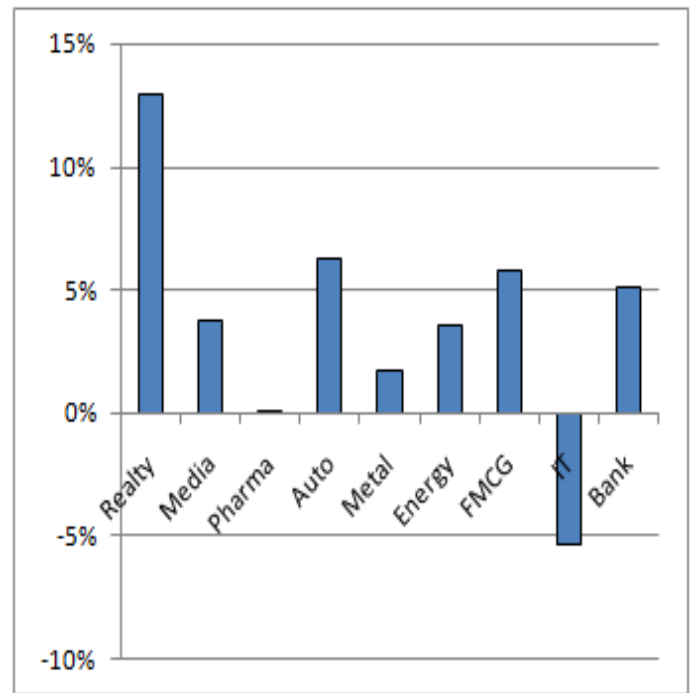


MARKET MOVERS (1 MONTH CHANGE)

Nifty Movers



NSE Sectoral Indices Performance



Result Calendar Q2FY19

BSE Code	Company Name	Date		BSE Code	Company Name	Date
526397	ALPHAGEO	12-Nov-18		532851	INSECTICID	12-Nov-18
526173	ANDREWYU	12-Nov-18		532341	IZMO	12-Nov-18
540692	APEX	12-Nov-18		520051	JAMNAAUTO	12-Nov-18
540616	ARTEMIS	12-Nov-18		532617	JETAIRWAYS	12-Nov-18
527001	ASHAPURMIN	12-Nov-18		500227	JINDALPOLY	12-Nov-18
540975	ASTERDM	12-Nov-18		500378	JINDALSAW	12-Nov-18
524804	AUROPHARMA	12-Nov-18		570004	JISLDVREQS	12-Nov-18
532507	BAGFILMS	12-Nov-18		500219	JISLJALEQS	12-Nov-18
523319	BALMLAWRIE	12-Nov-18		532162	JKPAPER	12-Nov-18
532149	BANKINDIA	12-Nov-18		590066	KCP	12-Nov-18
532674	BASML	12-Nov-18		532967	KIRIINDUS	12-Nov-18
540073	BLS	12-Nov-18		532942	KNRCON	12-Nov-18
532929	BRIGADE	12-Nov-18		590075	LAMBODHARA	12-Nov-18
500825	BRITANNIA	12-Nov-18		526947	LAOPALA	12-Nov-18
532123	BSELINFRA	12-Nov-18		532998	LEHIL	12-Nov-18
500083	CENTEXT	12-Nov-18		532740	LOKESHMACH	12-Nov-18
501150	CENTRUM	12-Nov-18		539227	LOYAL	12-Nov-18
534758	CIGNITI	12-Nov-18		532796	LUMAXTECH	12-Nov-18
533278	COALINDIA	12-Nov-18		531497	MADHUCON	12-Nov-18
508814	COSMOFILMS	12-Nov-18		532654	MCLEODRUSS*	12-Nov-18
532640	CYBERMEDIA	12-Nov-18		522241	MMFL	12-Nov-18
532528	DATAMATICS	12-Nov-18		513377	MMTC	12-Nov-18
530393	DBSTOCKBRO	12-Nov-18		532376	MRO-TEK	12-Nov-18
500089	DICIND	12-Nov-18		515037	MURUDCERA	12-Nov-18
523618	DREDGECORP	12-Nov-18		524709	NACLIND	12-Nov-18
505200	EICHERMOT	12-Nov-18		523391	NAHARPOLY	12-Nov-18
532820	ELAND	12-Nov-18		500296	NAHARSPING	12-Nov-18
533638	FLEXITUFF	12-Nov-18		532234	NATIONALUM	12-Nov-18
590025	GINNIFILA	12-Nov-18		502168	NCLIND	12-Nov-18
500164	GODREJIND	12-Nov-18		540769	NIACL	12-Nov-18
532630	GOKEX	12-Nov-18		500307	NIRLON	12-Nov-18
531439	GOLDTECH	12-Nov-18		533202	NITESHEST	12-Nov-18
526797	GREENPLY	12-Nov-18		526371	NMDC	12-Nov-18
538567	GULFOILLUB	12-Nov-18		533106	OIL	12-Nov-18
533162	HATHWAY	12-Nov-18		500313	OILCOUNTUB	12-Nov-18
517271	HBLPOWER	12-Nov-18		533344	PFS	12-Nov-18
505720	HERCULES	12-Nov-18		500346	PUNJCOMMU	12-Nov-18
500500	HINDMOTORS	12-Nov-18		539678	QUICKHEAL	12-Nov-18
524013	HINFLUR	12-Nov-18		524230	RCF	12-Nov-18
526217	HITECHCORP	12-Nov-18		500366	ROLTA	12-Nov-18
500193	HOTELEELA	12-Nov-18		507315	SAKHTISUG	12-Nov-18
500184	HSCL	12-Nov-18		590051	SAKSOFT	12-Nov-18

Result Calendar Q2FY19

BSE Code	Company Name	Date		BSE Code	Company Name	Date
533259	SASTASUNDR	12-Nov-18		532797	AUTOIND	13-Nov-18
526093	SATHAISPAT	12-Nov-18		503960	BBL	13-Nov-18
539252	SCFL	12-Nov-18		501425	BBTC	13-Nov-18
534598	SEPOWER	12-Nov-18		539399	BELLACASA	13-Nov-18
535602	SHARDA	12-Nov-18		539799	BHARATWIRE	13-Nov-18
500387	SHREECEM	12-Nov-18		539290	BINDALAGRO	13-Nov-18
532945	SHRIRAMEPC	12-Nov-18		500060	BIRLACABLE	13-Nov-18
533206	SJVN	12-Nov-18		539043	BKMINDST	13-Nov-18
532143	SKMEGGPROD	12-Nov-18		532290	BLBLIMITED	13-Nov-18
540575	STARCEMENT	12-Nov-18		514045	BSL	13-Nov-18
530759	STERTOOLS	12-Nov-18		532813	CANDC	13-Nov-18
500404	SUNFLAG	12-Nov-18		526550	CCHHL	13-Nov-18
521200	SURYALAXMI	12-Nov-18		532695	CELEBRITY	13-Nov-18
532051	SWELECTES	12-Nov-18		500093	CGPOWER	13-Nov-18
519091	TASTYBIT	12-Nov-18		532339	COMPUSOFT	13-Nov-18
590005	TIDEWATER	12-Nov-18		532179	CORPBANK	13-Nov-18
531426	TNPL	12-Nov-18		531624	COUNCODOS	13-Nov-18
533540	TREEHOUSE	12-Nov-18		526027	CUBEXTUB	13-Nov-18
532505	UCOBANK	12-Nov-18		500097	DALMIASUG	13-Nov-18
539141	UFO	12-Nov-18		521220	DAMOINDUS	13-Nov-18
532477	UNIONBANK	12-Nov-18		540047	DBL	13-Nov-18
504212	UNIVCABLES	12-Nov-18		502820	DCM	13-Nov-18
517146	USHAMART	12-Nov-18		502137	DECCANCE	13-Nov-18
532729	UTTAMSUGAR	12-Nov-18		500645	DEEPAKFERT	13-Nov-18
514175	VARDMNPOLY	12-Nov-18		519588	DFM	13-Nov-18
517015	VINDHYATEL	12-Nov-18		533336	DHUNINV	13-Nov-18
502986	VTL	12-Nov-18		522261	DOLPHINOFF	13-Nov-18
533269	WABAG	12-Nov-18		533161	EMMBI	13-Nov-18
523660	WATERBASE	12-Nov-18		532219	ENERGYDEV	13-Nov-18
519224	WILLAMAGOR	12-Nov-18		532178	ENGINERSIN	13-Nov-18
533292	AZZINFRA	13-Nov-18		540935	GALAXYSURF	13-Nov-18
500488	ABBOTINDIA	13-Nov-18		532345	GATI	13-Nov-18
538365	ADHUNIKIND	13-Nov-18		522275	GET&D	13-Nov-18
533227	AHLEAST	13-Nov-18		540755	GICRE	13-Nov-18
532480	ALBK	13-Nov-18		532716	GILLANDERS	13-Nov-18
532633	ALLSEC	13-Nov-18		532296	GLENMARK	13-Nov-18
532828	AMDIND	13-Nov-18		501848	GLOBOFFS	13-Nov-18
500877	APOLLOTYRE	13-Nov-18		506480	GOCLCORP	13-Nov-18
526662	ARENTERP	13-Nov-18		539725	GOKULAGRO	13-Nov-18
531179	ARMANFIN	13-Nov-18		500300	GRASIM	13-Nov-18
500477	ASHOKLEY	13-Nov-18		531737	GREENCREST	13-Nov-18
506820	ASTRAZEN	13-Nov-18		532951	GSS	13-Nov-18

Result Calendar Q2FY19

BSE Code	Company Name	Date		BSE Code	Company Name	Date
509079	GUFICBIO	13-Nov-18		534615	NECLTD	13-Nov-18
532457	GULPOLY	13-Nov-18		505355	NESCO	13-Nov-18
500467	HARRMALAYA	13-Nov-18		504058	NIPPOBATRY	13-Nov-18
508486	HAWKINCOOK	13-Nov-18		500672	NOVARTIND	13-Nov-18
513599	HINDCOPPER	13-Nov-18		530365	ORIENTBELL	13-Nov-18
503881	HINDSYNTEX	13-Nov-18		526325	ORIENTLTD	13-Nov-18
532761	HOVS	13-Nov-18		539287	ORTINLAABS	13-Nov-18
517571	INDLMETER	13-Nov-18		500317	OSWALAGRO	13-Nov-18
532612	INDOCO	13-Nov-18		517230	PAEL	13-Nov-18
533329	INDTERRAIN	13-Nov-18		513228	PENIND	13-Nov-18
506222	INEOSSTYRO	13-Nov-18		532748	PFOCUS	13-Nov-18
533033	ISGEC	13-Nov-18		533581	PGEL	13-Nov-18
507580	IVP	13-Nov-18		532808	PGIL	13-Nov-18
532976	JAIBALAJI	13-Nov-18		514354	PREMIERPOL	13-Nov-18
532605	JBMA	13-Nov-18		500337	PRIMESECU	13-Nov-18
532286	JINDALSTEL	13-Nov-18		533295	PSB	13-Nov-18
532940	JKIL	13-Nov-18		526801	PSL	13-Nov-18
532468	KAMAHOLD	13-Nov-18		532524	PTC	13-Nov-18
532741	KAMDHENU	13-Nov-18		509220	PTL	13-Nov-18
541161	KARDA	13-Nov-18		533262	RAMKY	13-Nov-18
533193	KECL	13-Nov-18		532884	REFEX	13-Nov-18
502937	KESORAMIND	13-Nov-18		541556	RITES	13-Nov-18
540680	KIOCL	13-Nov-18		533168	ROSSELLIND	13-Nov-18
533289	KTIL	13-Nov-18		500350	RSWM	13-Nov-18
541233	LEMONTREE	13-Nov-18		533411	SANGHVIFOR	13-Nov-18
533343	LOVABLE	13-Nov-18		570005	SCAPDVR	13-Nov-18
502157	MANGLMCEM	13-Nov-18		526807	SEAMECLTD	13-Nov-18
524404	MARKSANS	13-Nov-18		540961	SHIVAMILLS	13-Nov-18
539940	MAXVIL	13-Nov-18		511108	SHIVTEX	13-Nov-18
522249	MAYURUNIQ	13-Nov-18		516016	SHREYANIND	13-Nov-18
532852	MCDHOLDING	13-Nov-18		503811	SIYSIL	13-Nov-18
532408	MEGASOFT	13-Nov-18		539861	SKIL	13-Nov-18
526235	MERCATOR	13-Nov-18		538562	SKIPPER	13-Nov-18
539957	MGL	13-Nov-18		540679	SMSLIFE	13-Nov-18
541195	MIDHANI	13-Nov-18		532651	SPLIL	13-Nov-18
500279	MIRCELECTR	13-Nov-18		512531	STCINDIA	13-Nov-18
526642	MIRZAINI	13-Nov-18		524715	SUNPHARMA	13-Nov-18
538836	MONTECARLO	13-Nov-18		512179	SUNTECK	13-Nov-18
501343	MOTOFENFIN	13-Nov-18		532782	SUTLEJTEX	13-Nov-18
532895	NAGREEKCAP	13-Nov-18		505160	TALBROAUTO	13-Nov-18
521109	NAGREEKEXP	13-Nov-18		541545	TALWGYM	13-Nov-18
500294	NCC	13-Nov-18		500470	TATASTEEL	13-Nov-18

Result Calendar Q2FY19

BSE Code	Company Name	Date	BSE Code	Company Name	Date
533216	TECHNOFAB	13-Nov-18	526666	BIL	14-Nov-18
533982	TERASOFT	13-Nov-18	502761	BLUBLND-B	14-Nov-18
533164	TEXMOPIPES	13-Nov-18	531495	BLUECOAST	14-Nov-18
531373	THEBYKE	13-Nov-18	540700	BRNL	14-Nov-18
500418	TOKYOPLAST	13-Nov-18	533543	BROOKS	14-Nov-18
509243	TVSSRICHAK	13-Nov-18	511505	CAPITALT	14-Nov-18
533644	UJAAS	13-Nov-18	533260	CAREERP	14-Nov-18
533171	UNITEDBNK	13-Nov-18	532902	CCCL	14-Nov-18
541578	VARROC	13-Nov-18	532871	CELESTIAL	14-Nov-18
500439	VHL	13-Nov-18	532885	CENTRALBK	14-Nov-18
507410	WALCHANNAG	13-Nov-18	517544	CENTUM	14-Nov-18
533452	WEIZFOREX	13-Nov-18	500084	CESC	14-Nov-18
523011	WEIZMANIND	13-Nov-18	517330	CMI	14-Nov-18
532616	XCHANGING	13-Nov-18	539436	COFFEEDAY	14-Nov-18
526921	21STCENMGM	14-Nov-18	531556	CORALFINAC	14-Nov-18
538812	AANCHALISP	14-Nov-18	533144	COX&KINGS	14-Nov-18
500463	AGCNET	14-Nov-18	532392	CREATIVEYE	14-Nov-18
532811	AHLUCONT	14-Nov-18	532173	CYBERTECH	14-Nov-18
533221	AHLWEST	14-Nov-18	532783	DAAWAT	14-Nov-18
535467	AIFL	14-Nov-18	511611	DCMFINSERV	14-Nov-18
531082	ALANKIT	14-Nov-18	532760	DEEPIND	14-Nov-18
524075	ALBERTDA	14-Nov-18	533137	DEN	14-Nov-18
507828	ANSALHSG	14-Nov-18	507717	DHANUKA	14-Nov-18
518091	APCL	14-Nov-18	538902	DHUNTEAIND	14-Nov-18
508869	APOLLOHOSP	14-Nov-18	512519	DONEAR	14-Nov-18
532935	ARIES	14-Nov-18	532365	DSSL	14-Nov-18
531381	ARIHANT	14-Nov-18	534674	DUCON	14-Nov-18
539017	ASHFL	14-Nov-18	505242	DYNAMATECH	14-Nov-18
523716	ASHIANA	14-Nov-18	590022	EASTSILK	14-Nov-18
532888	ASIANILES	14-Nov-18	532684	EKC	14-Nov-18
531847	ASTAR	14-Nov-18	526608	ELECTHERM	14-Nov-18
532830	ASTRAL	14-Nov-18	521014	EUROTEXIND	14-Nov-18
532759	ATLANTA	14-Nov-18	533333	FCL	14-Nov-18
500029	AUTOLITIND	14-Nov-18	532666	FCSSOFT	14-Nov-18
532382	BALAJITELE	14-Nov-18	531599	FDC	14-Nov-18
524824	BALPHARMA	14-Nov-18	532768	FIEMIND	14-Nov-18
500041	BANARISUG	14-Nov-18	500144	FINCABLES	14-Nov-18
532946	BANG	14-Nov-18	540064	FRETAIL	14-Nov-18
503722	BANSWRAS	14-Nov-18	532726	GALLANTT	14-Nov-18
537766	BCP	14-Nov-18	533265	GALLISPAT	14-Nov-18
512608	BHANDHOS	14-Nov-18	526367	GANESHHOUC	14-Nov-18
590021	BHARATRAS	14-Nov-18	532767	GAYAPROJ	14-Nov-18

Result Calendar Q2FY19

BSE Code	Company Name	Date	BSE Code	Company Name	Date
506109	GENESYS	14-Nov-18	524109	KABRAEXTRU	14-Nov-18
532309	GEPIL	14-Nov-18	506525	KANORICHEM	14-Nov-18
539228	GGPL	14-Nov-18	532925	KAUSHALYA	14-Nov-18
533048	GISOLUTION	14-Nov-18	590041	KAVVERITEL	14-Nov-18
532754	GMRINFRA	14-Nov-18	533192	KCPSUGIND	14-Nov-18
532980	GOKUL	14-Nov-18	519602	KELLTONTEC	14-Nov-18
526729	GOLDIAM	14-Nov-18	507180	KESARENT	14-Nov-18
540081	GOVNOW	14-Nov-18	590068	KHAITANLTD	14-Nov-18
533761	GPTINFRA	14-Nov-18	532673	KMSUGAR	14-Nov-18
500300	GRASIM	14-Nov-18	512559	KOHINOOR	14-Nov-18
505710	GRAUWEIL	14-Nov-18	533482	KRIINFRA	14-Nov-18
533282	GRAVITA	14-Nov-18	532899	KSCL	14-Nov-18
500170	GTNINDS	14-Nov-18	539841	LANCER	14-Nov-18
540602	GTPL	14-Nov-18	540702	LASA	14-Nov-18
522217	GUJAPOLLO	14-Nov-18	517518	LEEL	14-Nov-18
500173	GUJFLUORO	14-Nov-18	531633	LINCOPH	14-Nov-18
532708	GVKPIL	14-Nov-18	523457	LINDEINDIA	14-Nov-18
532873	HDIL	14-Nov-18	534532	LYPSAGEMS	14-Nov-18
517080	HIGHGROUND	14-Nov-18	500520	M&M	14-Nov-18
515145	HINDNATGLS	14-Nov-18	532906	MAANALU	14-Nov-18
590018	HISARMET	14-Nov-18	513554	MAHASTEEL	14-Nov-18
500449	HOCL	14-Nov-18	532728	MALUPAPER	14-Nov-18
532799	HUBTOWN	14-Nov-18	532637	MANGALAM	14-Nov-18
500116	IDBI	14-Nov-18	533169	MANINFRA	14-Nov-18
500199	IGPL	14-Nov-18	533152	MBLINFRA	14-Nov-18
500850	INDHOTEL	14-Nov-18	500271	MFSL	14-Nov-18
533676	INDOTHAI	14-Nov-18	517344	MINDTECK	14-Nov-18
532305	INDSWFTLAB	14-Nov-18	530047	MOHOTAIND	14-Nov-18
524652	INDSWFTLTD	14-Nov-18	517334	MOTHERSUMI	14-Nov-18
539807	INFIBEAM	14-Nov-18	500109	MRPL	14-Nov-18
533154	INFINITE	14-Nov-18	532650	MSPL	14-Nov-18
533506	INVENTURE	14-Nov-18	500108	MTNL	14-Nov-18
524164	IOLCP	14-Nov-18	532097	MUKANDENGG	14-Nov-18
524494	IPCALAB	14-Nov-18	500460	MUKANDLTD	14-Nov-18
533181	ISFT	14-Nov-18	519136	NAHARINDUS	14-Nov-18
507789	JAGSNPHARM	14-Nov-18	513179	NATNLSTEEL	14-Nov-18
509715	JAYSHREETEA	14-Nov-18	534309	NBCC	14-Nov-18
532605	JBMA	14-Nov-18	532649	NECLIFE	14-Nov-18
532624	JINDALPHOT	14-Nov-18	533098	NHPC	14-Nov-18
531543	JINDWORLD	14-Nov-18	530377	NILA	14-Nov-18
500380	JKLAKSHMI	14-Nov-18	513683	NLCINDIA	14-Nov-18
536773	JPOLYINVST	14-Nov-18	532256	NSIL	14-Nov-18

Result Calendar Q2FY19

BSE Code	Company Name	Date	BSE Code	Company Name	Date
532880	OMAXE	14-Nov-18	500368	RUCHISOYA	14-Nov-18
533317	OMKARCHEM	14-Nov-18	533552	RUPA	14-Nov-18
531092	OMMETALS	14-Nov-18	532710	SADBHAV	14-Nov-18
533632	ONELIFECAP	14-Nov-18	539346	SADBHIN	14-Nov-18
532817	ORIENTALT	14-Nov-18	532713	SAKUMA	14-Nov-18
590086	ORISSAMINE	14-Nov-18	532604	SALSTEEL	14-Nov-18
532827	PAGEIND	14-Nov-18	511630	SAMBHAAV	14-Nov-18
532521	PALRED	14-Nov-18	504918	SANDUMA	14-Nov-18
531349	PANACEABIO	14-Nov-18	514234	SANGAMIND	14-Nov-18
532780	PARSVNATH	14-Nov-18	533411	SANGHVIFOR	14-Nov-18
531120	PATELENG	14-Nov-18	539404	SATIN	14-Nov-18
526381	PATINTLOG	14-Nov-18	524324	SEYAIND	14-Nov-18
534809	PCJEWELLER	14-Nov-18	532730	SGL	14-Nov-18
538730	PDSMFL	14-Nov-18	513436	SHAHALLOYS	14-Nov-18
503031	PENINLAND	14-Nov-18	530549	SHILPAMED	14-Nov-18
500680	PFIZER	14-Nov-18	512289	SHIRPUR-G	14-Nov-18
514300	PIONEEREMB	14-Nov-18	539742	SIMBHALS	14-Nov-18
532387	PNC	14-Nov-18	523838	SIMPLEXINF	14-Nov-18
539150	PNCINFRA	14-Nov-18	539363	SKC	14-Nov-18
523628	PODDAR	14-Nov-18	505192	SMLISUZU	14-Nov-18
524051	POLYPLEX	14-Nov-18	533001	SOMICONV	14-Nov-18
539302	POWERMECH	14-Nov-18	500285	SPICEJET	14-Nov-18
539351	PRABHAT	14-Nov-18	500402	SPMLINFRA	14-Nov-18
531746	PRAENG	14-Nov-18	535601	SREEL	14-Nov-18
533605	PRAKASHCON	14-Nov-18	532842	SRHHYPOLTD	14-Nov-18
539636	PRECAM	14-Nov-18	513262	SSWL	14-Nov-18
500540	PREMIER	14-Nov-18	516022	STARPAPER	14-Nov-18
532647	PROVOGE	14-Nov-18	533166	SUNDARAM	14-Nov-18
534675	PROZONINTU	14-Nov-18	523283	SUPERHOUSE	14-Nov-18
517556	PVP	14-Nov-18	532509	SUPRAJIT	14-Nov-18
531500	RAJESHEXPO	14-Nov-18	500336	SURYAROSNI	14-Nov-18
507490	RANASUG	14-Nov-18	530239	SUVEN	14-Nov-18
537254	RCIIND	14-Nov-18	532667	SUZLON	14-Nov-18
500390	RELINFRA	14-Nov-18	503310	SWANENERGY	14-Nov-18
530919	REMONSIND	14-Nov-18	533157	SYNCOM	14-Nov-18
535322	REPCOHOME	14-Nov-18	532869	TARMAT	14-Nov-18
533294	RKDL	14-Nov-18	532845	TGBHOTELS	14-Nov-18
532692	RMCL	14-Nov-18	530199	THEMISMED	14-Nov-18
502448	ROLLT	14-Nov-18	500411	THERMAX	14-Nov-18
533284	RPPINFRA	14-Nov-18	532804	TIIL	14-Nov-18
534597	RTNINFRA	14-Nov-18	532856	TIMETECHNO	14-Nov-18
533122	RTNPOWER	14-Nov-18	532928	TRIL	14-Nov-18

Result Calendar Q2FY19

BSE Code	Company Name	Date		BSE Code	Company Name	Date
514142	TTL	14-Nov-18		511726	VIPUL	14-Nov-18
532478	UBL	14-Nov-18		538598	VISHAL	14-Nov-18
539874	UJJIVAN	14-Nov-18		506146	VIVIDHA	14-Nov-18
532398	UMESLTD	14-Nov-18		532660	VIVIMEDLAB	14-Nov-18
526987	URJAGLOBA	14-Nov-18		526586	WIMPLAST	14-Nov-18
533576	VASWANI	14-Nov-18		500444	WSTCSTPAPR	14-Nov-18
526953	VENUSREM	14-Nov-18		531404	ZICOM	14-Nov-18
539331	VETO	14-Nov-18		521163	ZODIACLOTH	14-Nov-18
537820	VFL	14-Nov-18		531595	CGCL	15-Nov-18
538732	VGCL	14-Nov-18		500117	DCW	15-Nov-18
523796	VICEROY	14-Nov-18		523756	SREINFRA	15-Nov-18
523724	VIJSHAN	14-Nov-18		532904	SUPREMEINF	16-Nov-18
530961	VIKASECO	14-Nov-18		526650	TFCILTD	16-Nov-18
507880	VIPIND	14-Nov-18		532366	PNBGILTS	17-Nov-18

Economic Calendar					
Country	Monday 12th November 18	Tuesday 13th November 18	Wednesday 14th November 18	Thursday 15th November 18	Friday 16th November 18
US		OPEC Monthly Report , Federal Budget Balance (Oct)	Core CPI (MoM) (Oct), Crude Oil Inventories,Fed Chair Powell Speaks , Cushing Crude Oil Inventories	Core Retail Sales (MoM) (Oct),Philadelphia Fed Manufacturing Index (Nov), Retail Sales (MoM) (Oct), Crude Oil Inventories	Industrial Production (YoY), U.S. Baker Hughes Oil Rig Count, TIC Net Long-Term Transactions (Sep)
UK/EURO ZONE		Average Earnings Index +Bonus (Sep), Claimant Count Change (Oct), Eurogroup Meetings, Unemployment Rate (Sep)	CPI (YoY) (Oct),GDP (YoY) (Q3), Industrial Production (MoM) (Sep), EU Finance Ministers Meeting, PPI Input (MoM) (Oct)	Retail Sales (MoM) (Oct), Trade Balance (Sep)	Inflation Report Hearings, CPI (YoY) (Oct) , Core CPI (YoY) (Oct)
INDIA	CPI YOY (OCT)		WPI Inflation (YoY) (Oct)		

Disclosures: Narnolia Financial Advisors Ltd.* (NFAL) (Formerly Microsec Capital Ltd.) is a SEBI Registered Research Analyst having registration no. INH300002407 valid till 01.12.2020. NFAL is engaged in the business of providing Stock Broking, Depository Participant, Merchant Banking, Portfolio Management & distribution of various financial products. Details of associate entities of NFAL is available on the website at www.narnolia.com

No penalties have been levied on NFAL by any Regulatory/Statutory authority. NFAL, its associates, Research Analyst or their relative may have financial interest in the subject company. NFAL and/or its associates and/or Research Analyst may have beneficial ownership of 1% or more securities in the subject company at the end of the month immediately preceding the date of publication of the Research Report. NFAL and its associate company(ies), their directors and Research Analyst and their relatives may; (a) from time to time, have a long or short position in, act as principal in, and buy or sell the securities or derivatives thereof of companies mentioned herein. (b) be engaged in any other transaction involving such securities and earn brokerage or other compensation or act as a market maker in the financial instruments of the company(ies) discussed herein or act as an advisor or lender/borrower to such company(ies) or may have any other potential conflict of interests with respect to any recommendation and other related information and opinions.; however the same shall have no bearing whatsoever on the specific recommendations made by the analyst(s), as the recommendations made by the analyst(s) are completely independent of the views of the associates of NFAL even though there might exist an inherent conflict of interest in some of the stocks mentioned in the research report. Research Analyst may have served as director/officer, etc. in the subject company in the last 12 month period. NFAL and/or its associates may have received compensation from the subject company in the past 12 months. In the last 12 months period ending on the last day of the month immediately preceding the date of publication of this research report, NFAL or any of its associates may have: a) managed or co-managed public offering of securities from subject company of this research report, b) received compensation for investment banking or merchant banking or brokerage services from subject company of this research report, c) received compensation for products or services other than investment banking or merchant banking or brokerage services from the subject company of this research report. d) Subject Company may have been a client of NFAL or its associates during 12 months preceding the date of distribution of the research report. NFAL and its associates have not received any compensation or other benefits from the Subject Company or third party in connection with the research report. NFAL and / or its affiliates may do and seek to do business including Investment Banking with companies covered in the research reports. As a result, the recipients of this report should be aware that NFAL may have a potential conflict of interest that may affect the objectivity of this report. Compensation of Research Analysts is not based on any specific Merchant Banking, Investment Banking or Brokerage service transactions. Research Analyst's views on Subject Company may vary based on Fundamental research and Technical Research. Proprietary trading desk of NFAL or its associates maintains arm's length distance with Research Team as all the activities are segregated from NFAL research activity and therefore it can have an independent view with regards to subject company for which Research Team have expressed their views.

Terms & Conditions: This report has been prepared by NFAL and is meant for sole use by the recipient and not for public circulation. The report and information contained herein is strictly confidential and may not be altered in any way, transmitted to, copied or distributed, in part or in whole, to any other person or to the media or reproduced in any form, without prior written consent of NFAL. The report is based on the facts, figures and information that are considered true, correct, reliable and accurate. The intent of this report is not recommendatory in nature. The information is obtained from publicly available media or other sources believed to be reliable. Such information has not been independently verified and no guaranty, representation of warranty, express or implied, is made as to its accuracy, completeness or correctness. All such information and opinions are subject to change without notice. The report is prepared solely for informational purpose and does not constitute an offer document or solicitation of offer to buy or sell or subscribe for securities or other financial instruments for the clients. Nothing in this report constitutes investment, legal, accounting and tax advice or a representation that any investment or strategy is suitable or appropriate to your specific circumstances. The securities discussed and opinions expressed in this report may not be suitable for all investors, who must make their own investment decisions, based on their own investment objectives, financial positions and needs of specific recipient. Certain transactions -including those involving futures, options, another derivative products as well as non-investment grade securities - involve substantial risk and are not suitable for all investors. Each recipient of this document should make such investigations as it deems necessary to arrive at an independent evaluation of an investment in the securities of companies referred to in this document (including the merits and risks involved), and should consult his/her/its own advisors to determine the merits and risks of such an investment. Though disseminated to all the customers simultaneously, not all customers may receive this report at the same time. NFAL will not treat recipients as customers by virtue of their receiving this report. Neither the Company, not its directors, employees, agents or representatives shall be liable for any damages whether direct or indirect, incidental, special or consequential including lost revenue or lost profits or lost opportunities that may arise from or in connection with the use of the information/report. The person accessing this information specifically agrees to exempt NFAL or any of its affiliates or employees from, any and all responsibility/liability arising from such misuse and agrees not to hold NFAL or any of its affiliates or employees responsible for any such misuse and further agrees to hold NFAL or any of its affiliates or employees free and harmless from all losses, costs, damages, expenses that may be suffered by the person accessing this information due to any errors and delays.

This report is not directed or intended for distribution to or use by any person or entity resident in a state, country or any jurisdiction, where such distribution, publication, availability or use would be contrary to law, regulation or which would subject NFAL & its group companies to registration or licensing requirements within such jurisdictions.

Analyst Certification The views expressed in this research report accurately reflect the personal views of the analyst(s) about the subject securities or issues, and no part of the compensation of the research analyst(s) was, is, or will be directly or indirectly related to the specific recommendations and views expressed by research analyst(s) in this report.

Disclosure of Interest Statement-

Analyst's ownership of the stocks mentioned in the Report	NIL
---	-----

A graph of daily closing prices of securities is available at www.nseindia.com, www.bseindia.com.

*The name of the Company has been changed from "Microsec Capital Limited" to "Narnolia Financial Advisors Limited" pursuant to change of control. The change in name has been duly effected in the records of the Registrar of Companies (ROC). The application for fresh registration in the new name of "Narnolia Financial Advisors Limited" pursuant to change of control is under process with SEBI.

Correspondence Office Address: Arch Waterfront, 5th Floor, Block GP, Saltlake, Sector 5, Kolkata 700 091; Tel No.: 033-40541700; www.narnolia.com.
Registered Office Address: Marble Arch, Office 201, 2nd Floor, 236B, AJC Bose Road, Kolkata 700 020; Tel No.: 033-4050 1500; www.narnolia.com

Compliance Officer: Manish Kr Agarwal, Email Id: mkagarwal@narnolia.com, Contact No.:033-40541700.

Registration details of Company: Narnolia Financial Advisors Ltd. (NFAL): SEBI Stock Broker Registration: INZ000166737 (NSE/BSE/MSEI); NSDL/CDSL: IN-DP-380-2018; Research Analyst: INH300002407, Merchant Banking: (Registration No.: INM000010791), PMS: (Registration No.: INP000002304), AMFI Registered Mutual Fund distributor: ARN 3087

Registration Details of Group entities: G. Raj & Company Consultants Ltd (G RAJ)-BSE Broker INZ260010731; NSDL DP: IN-DP-NSDL-371-2014 || Narnolia Commerze Limited-MCX/NCDEX Commodities Broker: INZ000051636 || Narnolia Velox Advisory Ltd.- SEBI Registered PMS: INP000005109 || Eastwind Capital Advisors Pvt Ltd. (EASTWIND)-SEBI Registered Investment Adviser: INA300005439 || Narnolia Insurance Brokers Limited-IRDA Licensed Direct Insurance Broker (Life & Non-Life) License No.134 || Narnolia Securities Ltd. (NSL)-AMFI Registered Mutual Fund distributor: ARN 20558, PFRDA NPS POP: 27092018 || Narnolia Capital Advisors Pvt. Ltd. - RBI Registered NBFC:B.05.02568.

Disclaimer:

This report has been prepared by Narnolia Financial Advisors Ltd. (NFAL) and is meant for sole use by the recipient and not for public circulation. The report and information contained herein is strictly confidential and may not be altered in any way, transmitted to, copied or distributed, in part or in whole, to any other person or to the media or reproduced in any form, without prior written consent of NFAL. The report is based on the facts, figures and information that are considered true, correct, reliable and accurate. The intent of this report is not recommendatory in nature. The information is obtained from publicly available media or other sources believed to be reliable. Such information has not been independently verified and no guaranty, representation of warranty, express or implied, is made as to its accuracy, completeness or correctness. All such information and opinions are subject to change without notice. The report is prepared solely for informational purpose and does not constitute an offer document or solicitation of offer to buy or sell or subscribe for securities or other financial instruments for the clients. Nothing in this report constitutes investment, legal, accounting and tax advice or a representation that any investment or strategy is suitable or appropriate to your specific circumstances. The securities discussed and opinions expressed in this report may not be suitable for all investors, who must make their own investment decisions, based on their own investment objectives, financial positions and needs of specific recipient. Certain transactions -including those involving futures, options, another derivative products as well as non-investment grade securities - involve substantial risk and are not suitable for all investors. Each recipient of this document should make such investigations as it deems necessary to arrive at an independent evaluation of an investment in the securities of companies referred to in this document (including the merits and risks involved), and should consult his/her/its own advisors to determine the merits and risks of such an investment. Though disseminated to all the customers simultaneously, not all customers may receive this report at the same time. NFAL will not treat recipients as customers by virtue of their receiving this report. Neither the Company, not its directors, employees, agents or representatives shall be liable for any damages whether direct or indirect, incidental, special or consequential including lost revenue or lost profits or lost opportunities that may arise from or in connection with the use of the information/report. The person accessing this information specifically agrees to exempt NFAL or any of its affiliates or employees from, any and all responsibility/liability arising from such misuse and agrees not to hold NFAL or any of its affiliates or employees responsible for any such misuse and further agrees to hold NFAL or any of its affiliates or employees free and harmless from all losses, costs, damages, expenses that may be suffered by the person accessing this information due to any errors and delays.

This report is not directed or intended for distribution to or use by any person or entity resident in a state, country or any jurisdiction, where such distribution, publication, availability or use would be contrary to law, regulation or which would subject NFAL & its group companies to registration or licensing requirements within such jurisdictions.