

KEY LEVELS

Support 1 : 10770
Support 2 : 10700

Resistance 1 : 10850
Resistance 2 : 10930

Event Today

Result

GAMMNINFRA, JAIBALAJI, KESARENT, KRRAIL, KTIL, MADHAVIPL, MOBILTEL, SUPERHOUSE.

Corporate Actions

CANFINHOME Final Dividend - Rs. 2.
KANSAINER Dividend - Rs. 2.6
MASFIN Final Dividend - Rs. 2.16
Ex- Date 13/06/2018

Nifty Intraday Chart



Market Outlook

Yesterday Nifty opened at 10816 and immediately made a low of 10789. However, market failed to survive at lower levels and bounced back to day's high of 10856. Nifty closed at 10842.85 which was higher by 55.90 pts from previous close.

The major of the sector were in positive yesterday with Pharma and PSU Banks were major gainers with 2.58% and 2.33% respectively. Metal sector was only loser yesterday with NSE Metal index closing (0.43%) down. Nifty negated the negative implication of Gravestone Doji as it failed to breach the key support of 10770 mark. Index can see an upsurge towards 10930 mark where its next crucial resistance is located after crossing above it's immediate resistance of 10850 mark. However, a fall below 10770 level will be seen as a sign of fragility from where it can decline towards 10700-10720 levels.

Market

Market	Value	% Change
Morning Traded Market		
SGX NIFTY	10,825.00	-0.19%
NIKKIE	22,939.00	0.27%
HANG SENG	30,933.00	-0.55%
Yesterday Closing Market		
Sensex	35,692.00	0.59%
Nifty	10,842.00	0.52%
DOW	25,302.00	-0.01%
NASDAQ	7,704.00	0.57%
CAC	5,454.00	-0.38%
DAX	12,842.00	-0.02%
FTSE	7,704.00	-0.43%
EW ALL SHARE	19,444.00	0.59%

% Change in 1 day

Commodity Price (Yesterday Closing)

Commodity/Currencies	Value	% Change
GOLD	31156.00	-0.19%
SILVER	40691.00	-0.25%
CRUDEOIL	75.70	-0.24%
NATURALGAS	198.50	-0.01%
DOLLAR/RS.	67.49	0.09%
EURO/RS.	79.51	0.06%
POUND/RS.	90.32	0.33%

% Change in 1 day

Institutional Turnover

FII			
Investor	Buy(Cr.)	Sale(Cr.)	Net(Cr.)
12-Jun-18	4243	5412	(1169)
Jun-18	38919	40080	(1161)
2018	598616	620579	(21963)
DII			
Investor	Buy(Cr.)	Sale(Cr.)	Net(Cr.)
12-Jun-18	4286	2959	1327
Jun-18	29433	24573	4860
2018	437598	385177	52421

Quote of the Day : "Mathematics is ordinarily considered as producing precise and dependable results; but in the stock market the more elaborate and abstruse the mathematics, the more uncertain and speculative are the conclusions we draw there from." **Benjamin Graham**

APL APOLLO

"BUY"

13th June 2018

APL Apollo posted good set of numbers in 4QFY18 with 15% revenue growth YoY and volume growth of 28% YoY. Company achieved its FY18 volume growth guidance of 20% with production and sales volume coming in at 1.13mt and 1.18mt respectively.

Commissioning of 8 DFT lines (6 already running) by at most 4QFY19 would help company to increase its EBITDA/tonne from current level of around Rs.3300/tonne to Rs.3500-3600/tonne. Leadership position in Hollow section and GP pipe business and being the first one to launch DFT among its peers in India certainly gives an edge over other players. We expect company to post revenue and PAT CAGR of 25% and 35% respectively over FY18-20. We value the stock at Rs.2103(17x FY20e EPS) and initiate BUY.

TATAELXSI

"ACCUMULATE"

12th June 2018

Tataelxsi faced a multiple challenges in FY18 where its major segments like broadcast and System Integration (which contributes 30% / 5% of revenue) declined due to technological changes in broadcast and softness in reselling operations in system integration. Despite such challenges Tataelxsi ended FY18 with strong revenue growth of 15% YoY primarily led by software development services business (94.8% of revenue) which grew 17.5% YoY. Margin dropped by 173 bps to 25.3% mainly impacted by investments. Going forward, we expect tataelxsi to continue to show strong performance backed by continued spending by OEMs in Automotive segment and smaller segments like Medical (wherein the company has started performing). We expect Tataelxsi to post 16% revenue CAGR over (FY18-20E) and value the stock at Rs.1351 (25x FY20e EPS) and recommend ACCUMULATE.

*For details, refer to our daily report- India Equity Analytics

Top News

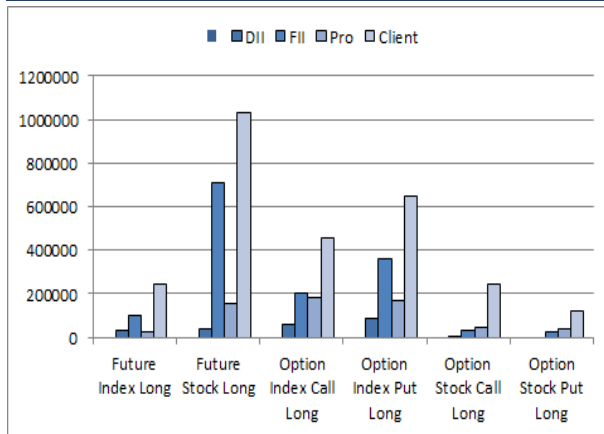
- **TCS** board will consider a proposal for buyback of equity shares on June 15
- **Sun Pharma** has received an establishment inspection report (EIR) for its Halol unit from US FDA
- **Edelweiss** is set to raise \$1.6 billion to invest in stressed assets, with \$600 million of it coming from Canadian pension money manager Caisse de Dépôt et Placement du Québec (CDPQ)
- **Alok Industries** - NCLT asks resolution professional to present resolution plan to creditors
- **Bharat Forge** acquired 34% and Bharat forge international acquired 0.7% in TEVVA
- **Reliance Jio** offers 1.5 GB additional data per day to customers
- **RIL** completes acquisition of 73% stake in AI firm Embibe
- **Essel Propack** issues commercial papers worth Rs 30 crore
- **PNB** board to consider ESOP scheme of up to 10cr shares
- **Videocon** to file defamation suit against Bloomberg
- **Yes Bank** intends to acquire 10% stake in India International Clearing Corporation.
- **Page Industries'** license agreement with Jockey International Inc. has been extended till 31st December 2040
- **Federal Bank** will be buying 19.89% Stake in Equirus Capital
- **Adani** group emerges as highest bidder with Rs 6,000 cr offer for Ruchi Soya
- Liberty House, a late entrant in the race for **Bhushan Power & Steel**, has sought a week to firm up commitments from its bankers to back its financial bid for the bankrupt company.

Block Deal

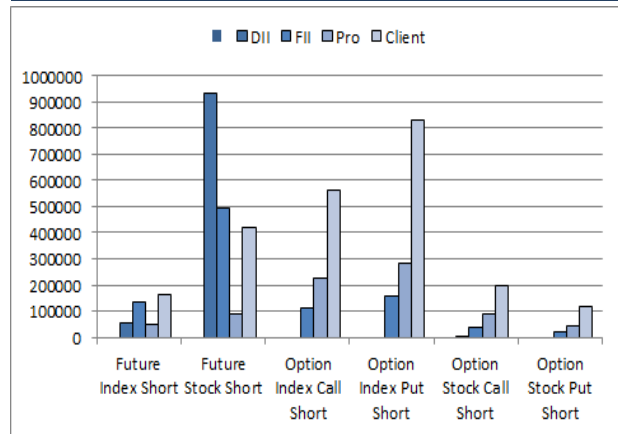
Exchange	Deal Date	Company	Deal Type	Quantity	Price
NSE	12-Jun-18	KSK SOCIETE GENERALE	SELL	5235409	2
NSE	12-Jun-18	KSK J M GLOBAL EQUITIES PRIVATE LIMITED	BUY	4729003	2
NSE	12-Jun-18	KSK J M GLOBAL EQUITIES PRIVATE LIMITED	SELL	4652954	2
NSE	12-Jun-18	KSK VIBRANT SECURITIES PVT. LTD.	BUY	3195187	3
NSE	12-Jun-18	KSK M/S MENTOR CAPITAL LIMITED	BUY	3000000	2
NSE	12-Jun-18	KSK VIBRANT SECURITIES PVT. LTD.	SELL	2995187	3
NSE	12-Jun-18	KSK ASHWIN STOCKS AND INVESTMENT PRIVATE LIMITED	BUY	2820000	3
NSE	12-Jun-18	KSK BP FINTRADE PRIVATE LIMITED	SELL	2625210	2
NSE	12-Jun-18	KSK ASHWIN STOCKS AND INVESTMENT PRIVATE LIMITED	SELL	2520000	3
NSE	12-Jun-18	KSK ORIENTAL BANK OF COMMERCE	SELL	2323742	2
NSE	12-Jun-18	KSK BP FINTRADE PRIVATE LIMITED	BUY	1320356	3
NSE	12-Jun-18	UTTAMSTL ASIA INVESTMENT CORPORATION MAURITIUS LTD	SELL	1000000	11
NSE	12-Jun-18	UTTAMSTL TOUCHSTONE CAPITAL MARKET SERVICES PVT. LTD	BUY	1000000	11
NSE	12-Jun-18	UTTAMSTL TOUCHSTONE CAPITAL MARKET SERVICES PVT. LTD	SELL	1000000	12
NSE	12-Jun-18	UTTAMSTL RAMAKANT B PARASRAMPURIA	BUY	950000	12
NSE	12-Jun-18	JUSTDIAL SHAASTRA SECURITIES TRADING PRIVATE LIMITED	BUY	512847	577
NSE	12-Jun-18	JUSTDIAL SHAASTRA SECURITIES TRADING PRIVATE LIMITED	SELL	512847	578
NSE	12-Jun-18	JUSTDIAL CROSSLAND TRADING CO	BUY	453005	577
NSE	12-Jun-18	JUSTDIAL CROSSLAND TRADING CO	SELL	453005	578
NSE	12-Jun-18	SUULD ANAND KUMAR NATHMAL GADODIA	BUY	280000	18
NSE	12-Jun-18	SUULD JIGNESH AMRUTLAL THOBHANI	SELL	280000	18
NSE	12-Jun-18	PITTIENG ARKAYA INVESTMENTS	BUY	218675	96
NSE	12-Jun-18	PITTIENG ARKAYA INVESTMENTS	SELL	197407	96
NSE	12-Jun-18	ARROWGREEN BP FINTRADE PRIVATE LIMITED	BUY	122195	148
NSE	12-Jun-18	ARROWGREEN BP FINTRADE PRIVATE LIMITED	SELL	122195	159
NSE	12-Jun-18	ARROWGREEN VIMAL JAIN	SELL	71706	148
NSE	12-Jun-18	MITTAL CHOICE EQUITY BROKING PRIVATE LIMITED	BUY	66000	22
NSE	12-Jun-18	MITTAL VIVEKANAND GURMUKHDAS JUMRANI	SELL	66000	22

F&O OPEN INTEREST (Number of Contracts)

LONG POSITION

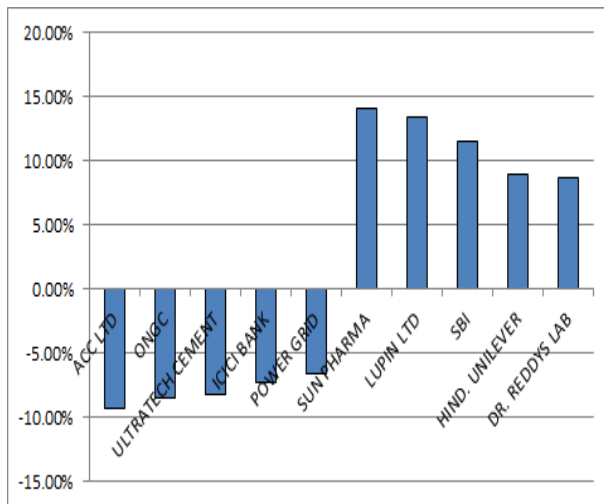


SHORT POSITION

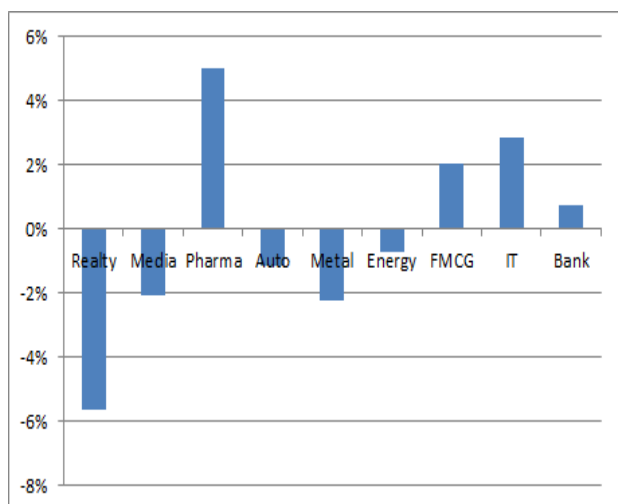


MARKET MOVERS (1 MONTH CHANGE)

Nifty Movers



NSE Sectoral Indices Performance



Result Calendar Q4FY18

BSE Code	Company Name	Date	BSE Code	Company Name	Date
506027	BHRKALM	11-Jun-18	507180	KESARENT	13-Jun-18
502761	BLUBLND-B	11-Jun-18	514360	KRRAIL	13-Jun-18
532843	FORTIS	11-Jun-18	533289	KTIL	13-Jun-18
532479	ISMTLTD	11-Jun-18	539894	MADHAVIPL	13-Jun-18
514128	KONARKSY	11-Jun-18	532127	MOBILTEL	13-Jun-18
530971	NIMBUSI	11-Jun-18	523283	SUPERHOUSE	13-Jun-18
504341	RELTD	11-Jun-18	540795	DYNAMIC	14-Jun-18
507878	UNITECH	11-Jun-18	532042	FRONTCORP	14-Jun-18
517498	WEBELSOLAR	11-Jun-18	532850	MIC	14-Jun-18
532883	ZYLOG	11-Jun-18	532948	TULSI	14-Jun-18
532806	AICHAMP	12-Jun-18	533303	BFINVEST	15-Jun-18
523384	MAHAPEXLTD	12-Jun-18	531953	GCCL	15-Jun-18
502448	ROLLT	12-Jun-18	531375	GCCLINP	15-Jun-18
507450	THIRUSUGAR	12-Jun-18	511441	GUJCREC	15-Jun-18
507205	TI	12-Jun-18	531979	HINDALUMI	15-Jun-18
512229	VERITAS	12-Jun-18	512425	NIRAVCOM	15-Jun-18
532959	GAMMNINFRA	13-Jun-18	531819	NUWAY	15-Jun-18
532976	JAIBALAJI	13-Jun-18	531610	UFMINDL	15-Jun-18

Economic Calendar

Country	Monday 11th June 18	Tuesday 12th June 18	Wednesday 13th June 18	Thursday 14th June 18	Friday 15th June 18
US	10-Year Note Auction	OPEC Monthly Report, CPI, Federal Budget Balance, API Weekly Crude Oil Stock	IEA Monthly Report, CPI , PPI, FOMC Economic Projections, Crude Oil, Inventories Fed, Interest Rate Decision, FOMC Press	Retail Sales, ECB Press Conference,	U.S. Baker Hughes Oil Rig Count, Industrial Production
UK/EURO ZONE	NIESR GDP Estimate, Trade Balance, Manufacturing Production, Industrial Production	Average Earnings Index + Bonus, Claimant Count Change, Unemployment Rate, ZEW Economic Sentiment,	Industrial Production	ECB Interest Rate Decision, Retail Sales	Trade Balance, Wages in euro zone, CPI , Core CPI.
INDIA		CPI		WPI	

DISCLAIMER

Disclosures: The following Disclosures are being made in compliance with the SEBI Research Analyst Regulations 2014 (herein after referred to as the Regulations). Microsec Capital Ltd. (MCL) is a SEBI Registered Research Analyst having registration no. INH300002407. MCL, the Research Entity (RE) as defined in the Regulations, is engaged in the business of providing Stock broking services, Depository participant services, Merchant Banking, Portfolio Management & distribution of various financial products. MCL is a subsidiary company of G Raj & Company Consultants Ltd. (GRaj). MCL is registered with the Securities & Exchange Board of India (SEBI) and is a registered Trading Member with National Stock Exchange of India Ltd. (NSE), Bombay Stock Exchange Limited (BSE) and Metropolitan Stock Exchange Of India Ltd. (MSEI) for its stock broking activities & is Depository participant with Central Depository Services Limited (CDSL) & National Securities Depository Limited (NSDL) and is member of Association of Mutual Funds of India (AMFI) for distribution of financial products. MCL is also SEBI registered Category 1 Merchant Banker & Portfolio Manager. Details of associate entities of MCL is available on the website at www.narnolia.com

No penalties have been levied on MCL by any Regulatory/Statutory authority. MCL, its associates, Research Analyst or their relative may have any financial interest in the subject company. MCL and/or its associates and/or Research Analyst may have beneficial ownership of 1% or more securities in the subject company at the end of the month immediately preceding the date of publication of the Research Report. MCL and its associate company(ies), their directors and Research Analyst and their relatives may; (a) from time to time, have a long or short position in, act as principal in, and buy or sell the securities or derivatives thereof of companies mentioned herein. (b) be engaged in any other transaction involving such securities and earn brokerage or other compensation or act as a market maker in the financial instruments of the company(ies) discussed herein or act as an advisor or lender/borrower to such company(ies) or may have any other potential conflict of interests with respect to any recommendation and other related information and opinions.; however the same shall have no bearing whatsoever on the specific recommendations made by the analyst(s), as the recommendations made by the analyst(s) are completely independent of the views of the associates of MCL even though there might exist an inherent conflict of interest in some of the stocks mentioned in the research report. Research Analyst may have served as director/officer, etc. in the subject company in the last 12 month period. MCL and/or its associates may have received any compensation from the subject company in the past 12 months. In the last 12 months period ending on the last day of the month immediately preceding the date of publication of this research report, MCL or any of its associates may have: a) managed or co-managed public offering of securities from subject company of this research report, b) received compensation for investment banking or merchant banking or brokerage services from subject company of this research report, c) received compensation for products or services other than investment banking or merchant banking or brokerage services from the subject company of this research report. d) Subject Company may have been a client of MCL or its associates during twelve months preceding the date of distribution of the research report. MCL and its associates have not received any compensation or other benefits from the subject company or third party in connection with the research report. MCL and / or its affiliates do and seek to do business including investment banking with companies covered in its research reports. As a result, the recipients of this report should be aware that MCL may have a potential conflict of interest that may affect the objectivity of this report. Compensation of Research Analysts is not based on any specific merchant banking, investment banking or brokerage service transactions.

Terms & Conditions: This report has been prepared by MCL and is meant for sole use by the recipient and not for circulation. The report and information contained herein is strictly confidential and may not be altered in any way, transmitted to, copied or distributed, in part or in whole, to any other person or to the media or reproduced in any form, without prior written consent of MCL. The report is based on the facts, figures and information that are considered true, correct, reliable and accurate. The intent of this report is not recommendatory in nature. The information is obtained from publicly available media or other sources believed to be reliable. Such information has not been independently verified and no guaranty, representation of warranty, express or implied, is made as to its accuracy, completeness or correctness. All such information and opinions are subject to change without notice. The report is prepared solely for informational purpose and does not constitute an offer document or solicitation of offer to buy or sell or subscribe for securities or other financial instruments for the clients. Though disseminated to all the customers simultaneously, not all customers may receive this report at the same time. MCL will not treat recipients as customers by virtue of their receiving this report.

Analyst Certification The views expressed in this research report accurately reflect the personal views of the analyst(s) about the subject securities or issues, and no part of the compensation of the research analyst(s) was, is, or will be directly or indirectly related to the specific recommendations and views expressed by research analyst(s) in this report.

Disclosure of Interest Statement Companies where there is interest

Analyst's ownership of the stocks mentioned NIL

A graph of daily closing prices of securities is available at www.nseindia.com, www.bseindia.com.

Research Analyst's views on Subject Company may vary based on Fundamental research and Technical Research. Proprietary trading desk of MCL or its associates maintains arm's length distance with Research Team as all the activities are segregated from MCL research activity and therefore it can have an independent view with regards to subject company for which Research Team have expressed their views.

This report is not directed or intended for distribution to or use by any person or entity resident in a state, country or any jurisdiction, where such distribution, publication, availability or use would be contrary to law, regulation or which would subject MCL & its group companies to registration or licensing requirements within such jurisdictions.

Disclaimer: The report and information contained herein is strictly confidential and meant solely for the selected recipient and may not be altered in any way, transmitted to, copied or distributed, in part or in whole, to any other person or to the media or reproduced in any form, without prior written consent. This report and information herein is solely for informational purpose and may not be used or considered as an offer document or solicitation of offer to buy or sell or subscribe for securities or other financial instruments. Nothing in this report constitutes investment, legal, accounting and tax advice or a representation that any investment or strategy is suitable or appropriate to your specific circumstances. The securities discussed and opinions expressed in this report may not be suitable for all investors, who must make their own investment decisions, based on their own investment objectives, financial positions and needs of specific recipient. This may not be taken in substitution for the exercise of independent judgment by any recipient. Each recipient of this document should make such investigations as it deems necessary to arrive at an independent evaluation of an investment in the securities of companies referred to in this document (including the merits and risks involved), and should consult its own advisors to determine the merits and risks of such an investment. The investment discussed or views expressed may not be suitable for all investors. Certain transactions -including those involving futures, options, another derivative products as well as non-investment grade securities - involve substantial risk and are not suitable for all investors. No representation or warranty, express or implied, is made as to the accuracy, completeness or fairness of the information and opinions contained in this document. This information is subject to change without any prior notice. The Company reserves the right to make modifications and alternations to this statement as may be required from time to time without any prior approval. MCL, its associates, their directors and the employees may from time to time, effect or have effected an own account transaction in, or deal as principal or agent in or for the securities mentioned in this document. They may perform or seek to perform investment banking or other services for, or solicit investment banking or other business from, any company referred to in this report. Each of these entities functions as a separate, distinct and independent of each other. The recipient should take this into account before interpreting the document. The views expressed are those of the analyst, and the Company may or may not subscribe to all the views expressed therein. This document is being supplied to you solely for your information and may not be reproduced, redistributed or passed on, directly or indirectly, to any other person or published, copied, in whole or in part, for any purpose. This report is not directed or intended for distribution to, or use by, any person or entity who is a citizen or resident of or located in any locality, state, country or other jurisdiction, where such distribution, publication, availability or use would be contrary to law, regulation or which would subject MCL to any registration or licensing requirement within such jurisdiction. The securities described herein may or may not be eligible for sell in all jurisdictions or to certain category of investors. Persons in whose possession this document may come are required to inform themselves of and to observe such restriction. Neither the Firm, not its directors, employees, agents or representatives shall be liable for any damages whether direct or indirect, incidental, special or consequential including lost revenue or lost profits or lost opportunities that may arise from or in connection with the use of the information. The person accessing this information specifically agrees to exempt MCL or any of its affiliates or employees from, any and all responsibility/liability arising from such misuse and agrees not to hold MCL or any of its affiliates or employees responsible for any such misuse and further agrees to hold MCL or any of its affiliates or employees free and harmless from all losses, costs, damages, expenses that may be suffered by the person accessing this information due to any errors and delays.

Correspondence Office Address: Arch Waterfront, 5th Floor, Block GP, Saltlake, Sector 5, Kolkata 700 091; Tel No.: 033-40541700; www.narnolia.com. Registered Office Address: Shivam Chambers, 1st Floor, 53, Syed Amir Ali Avenue, Kolkata 700 091. Compliance Officer: Manish Kr Agarwal, Email Id: mkgarwal@narnolia.com, Contact No.:033-4054 1766.

Registration details Company & Group entities: MCL: SEBI Registration: INZ000166737 (BSE/NSE/MSE); CDSL: IN-DP-424-2007; NSDL: IN-DP-NSDL-245-2005; Research Analyst: INH300002407, Merchant Banking: (Registration No.: INM000010791), PMS: (Registration No.: INP000002304), AMFI: ARN 3087

SEBI Registration: BSE Broker INZ260010731; NSDL DP: IN-DP-NSDL-371-2014 G. Raj & Company Consultants Ltd (G RAJ), MCX/NCDEX Commodities Broker: INZ000051636 Microsec Commerce Limited, PMS: INP000005109Narnolia Velox Advisory Ltd., Investment Adviser: INA300005439 Eastwind Capital Advisors Pvt Ltd. (EASTWIND),IRDA License No.134 (Microsec Insurance Brokers Limited), AMFI: ARN 20558, PFRDA NPS POP: 35012016 Narnolia Securities Ltd. (NSL), RBI Registered NBFC:B.05.02568 Narnolia Capital Advisors Pvt. Ltd.