

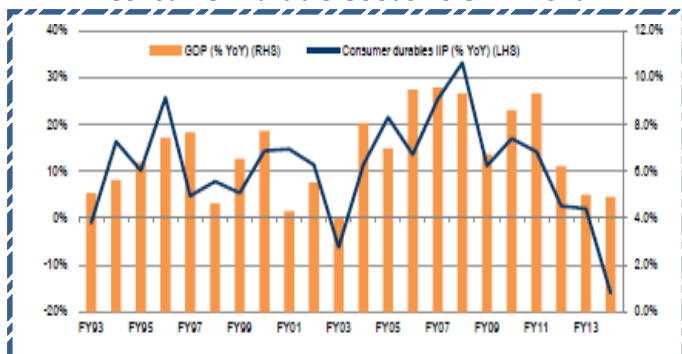
Day of the Quote

"You get recessions, you have stock market declines. If you don't understand that's going to happen, then you're not ready, you won't do well in the markets."

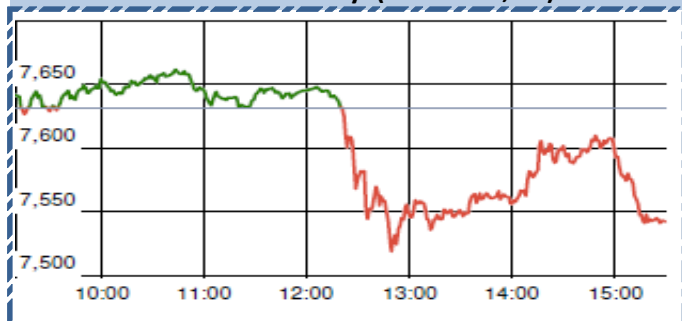
Peter Lynch

Chart of the Day

Consumer Durable Goods Vs GDP Trend



Index Action-Nifty (18th June, 14)



Index

Contents	Page	Coverage
News	3	UPDATE
Derivative snapshot	2	UPDATE
Economic calendar	4	UPDATE

SGX NIFTY : 7593
(34.5 pts Up)

MARKET

Name	Value	Change
Sensex	25246.25	(274.94)
Nifty	7558.2	(73.20)
DOW	16906.62	98.13
NASDAQ	4362.13	25.61
CAC	4530.37	(5.70)
DAX	9930.33	10.01
FTSE	6778.56	11.79
NIKKIE	15336.35	214.56
HANG SENG	23205.14	23.42
EW ALL SHARE	12763.26	(114.65)

INSTITUTIONAL TURNOVER

FII			
Investor	Buy(Cr.)	Sale(Cr.)	Net(Cr.)
18th June,14	4438.70	4,072.52	366.18
June,14	60338.81	55,175.72	5163.09
2014	462809.51	4,11,642.18	51167.33
DII			
Investor	Buy(Cr.)	Sale(Cr.)	Net(Cr.)
18th June,14	1649.51	1,331.36	318.15
June,14	17766.93	21,186.45	(3419.52)
2014	152585.12	1,82,129.49	(29544.37)

COMMODITY PRICE

COMMODITY/CURRENCIES	Value	
GOLD	26795.00	↓
SILVER	42315.00	↓
CRUDEOIL	114.31	↓
COPPER	407.10	↓
NATURALGAS	280.20	↓
DOLLAR/RS.	60.39	↑
EURO/RS.	81.77	↓
POUND/RS.	102.28	↓

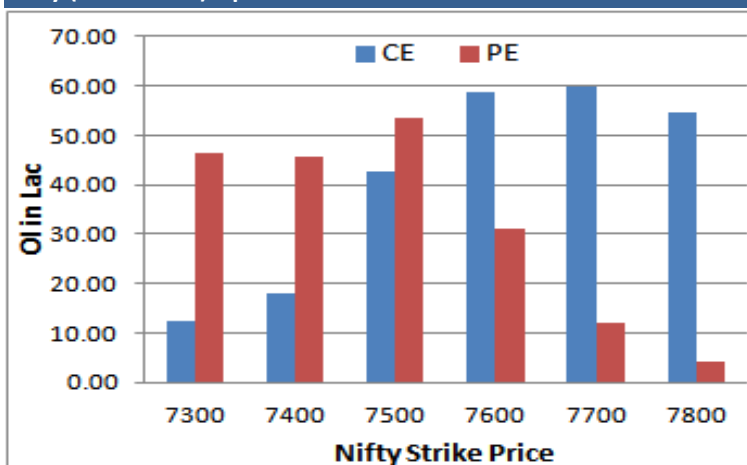
Narnolia Securities Ltd.

124, 1st floor 7/1, Lords Sinha Road Kolkata -700071. Ph 033-22821251 Toll Free no : 1-800-345-4000
email: research@narnolia.com, website : www.narnolia.com

NIFTY SNAPSHOT

Nifty Spot	7558.20(-73.50)
Nifty June 2014 Future	7556
Nifty July 2014 Future	7593
Nifty June 2014 Open Interest	14126150
Nifty July 2014 Open Interest	1874000
7 DMA of Spot Nifty	7599
21 DMA of Spot Nifty	7450
50 DMA of Spot Nifty	7098
VOLATILITY INDEX (VIX)	18.58(+0.89)
PUT CALL RATIO	1.16

Nifty (June Series) Option OI Distribution:



Activity of Nifty (June Series) Strike

Strike	CALL		PUT	
	OI	% Chng	OI	% Chng
7300	1253900	-0.1	4646350	20.3
7400	1790400	-1.9	4566200	4.7
7500	4255000	5.9	5346450	-3.3
7600	5868700	21.1	3121050	-34.9
7700	5981250	16.0	1211000	-30.5
7800	5471900	6.4	406450	-39.5

Fresh Long Seen In (Rising OI -Rising Price)

Scrip	OI	OI ch%	CMP	Ch%
KOTAKBANK	42,60,500	13.0	960.0	2.2
CIPLA	93,55,000	6.2	425.2	3.0
BIOCON	37,36,500	6.1	492.7	0.9
FEDERALBNK	212,52,000	5.0	126.4	1.0
BHARATFORG	26,03,000	4.9	591.4	2.0

PCR (OI)

STOCK	T1	T2
JUBLFOOD	0.45	0.33
GAIL	0.98	0.73
IGL	0.24	0.18
HINDALCO	0.64	0.49
MCDOWELL-N	0.33	0.26



FIIs Activity (Fig in Cr)

Segment	Buy	Sell	Net
INDEX FUTURE	2,584	2,367	216
INDEX OPTION	21,071	21,222	(151)
STOCK FUTURE	3,883	3,575	308
STOCK OPTION	3,698	3,718	(20)
TOTAL	31,235	30,882	353

Fresh Shorts Seen In: (Rising OI -Falling Price)

Scrip	OI	OI ch%	CMP	Ch%
SUNTV	14,10,000	19.7	421.3	-3.0
APOLLOTYRE	94,24,000	13.7	196.3	-1.6
HDIL	327,20,000	12.5	94.1	-0.4
HEROMOTOCO	14,46,375	9.1	2543.2	-1.8
BPCL	32,57,000	7.3	591.3	-3.3

PCR (OI)

STOCK	T1	T2
TCS	0.71	1.06
HDIL	0.35	0.49
ARVIND	0.37	0.47
TATACOMM	0.45	0.56
ICICIBANK	0.45	0.55

Markets Snapshot

Top Price Performers

Top Performers 1D	% Change	Top Performers 1W	% Change	Top Performers 1M	% Change
SEINV	20.00	KAMATHOTEL	54.27	ROLATAN	157.22
IFBAGRO	19.40	SMLISUZU	32.11	WEBELSOLAR	146.71
PUNJLLOYD	16.22	IFBAGRO	30.14	XLENERGY	145.74
MMFSL	15.84	ELPROINTL	27.58	INDOSOLAR	143.93
HUBTOWN	13.90	BHEEMACEM	27.47	MVL	135.64

Worst Price Performers

Worst Performers 1D	% Change	Worst Performers 1W	% Change	Worst Performers 1M	% Change
RICOHQ	(19.99)	RICOHQ	(35.94)	GLOBALCA	(45.66)
AMTEKINDIA	(7.42)	SHRGLTR	(27.90)	SHRGLTR	(45.17)
PRESTIGE	(6.12)	WESTE	(22.19)	DCHL	(36.04)
SAINTGOBAIN	(6.00)	SUZLON	(21.85)	SHREETULSI	(35.88)
LAKSHMIMIL	(5.86)	DHANUS	(21.74)	INDINFO	(32.06)

Top News :

- **Gravita India Mgt Guideline** : Company is confident of their exports making a 10 percent jump in revenues within this fiscal. Looking at an acquisition in Central-South America or a CIS country this year, the organisation is gearing up their M&A team along with organic and non-organic growth opportunities . The metal manufacturer and exporter claims to enhance its capacity to 91,000 metric tonne from 58,000 metric tonne resulting in their total expanded unit capacity to stand at 1,49,000 metric tonne.
- **Shalimar Paints Mgt guideline** : Company may take a price increase of around 2-2.5 percent by month-end . The company will continue to monitor its cost increases and will adjust the prices according to changes in its input costs. The company had taken two price hikes in H1FY14 to pass on the adverse impact of rupee depreciation on the raw materials to consumers. The commissioning of company’s new plant in Chennai is expected in Q3FY15. The new plant is likely to increase company’s installed capacity by 30 percent.
- **Cipla Clarification** : " Promoters of Company to sale stake to MNC", Cipla Ltd has clarified to This news item is purely baseless and speculative in nature. We have consistently denied such rumours in the past and continue to do so. From the enclosure forwarded by you, we observe that the news item has appeared on a website’s message board over which Company has no control. In the present age of prolific social media activity, we would welcome any proactive steps that stock exchanges in its capacity as regulator can take to ensure that such unsubstantiated stories do not get published in future .
- **IL&FS Transportation Networks Ltd** has informed that the Independent Consultant has on June 17, 2014 issued a Provisional Completion Certificate effective April 30, 2014 for the improvement works on Patratu Dam Ramgarh Road implemented by Jharkhand Road Project Implementation Company Limited, a subsidiary of the Company under the Jharkhand Accelerated Road Development Programme of the Government of Jharkhand . The Government of Jharkhand will pay a semi-annual annuity of Rs. 31.05 Crores for a period of 15 years.
- **Raymond** has informed that the Scheme of Amalgamation and Arrangement of Trinity India Limited and Ring Plus Aqua Limited has been approved by Hon ble High Court.
- **Tata Power Solar**, has commissioned the 50 MW solar photovoltaic project for NTPC, as part of its mandate to expand renewable energy portfolio to 1,000 MW by 2017.
- **The Ministry of Finance said that the country’s trade balance** rose to a seasonally adjusted -0.86T, from -0.88T in the preceding month whose figure was revised down from -0.84T. Analysts had expected the trade balance to fall to -1.01T last month.
- **Statistics South Africa Head Office said that South African Retail Sales** rose to 1.8%, from 0.8% in the preceding month whose figure was revised down from 1.0%. Analysts had expected South African Retail Sales to rise to 1.6% last month.
- **The Centre for European Economic Research (ZEW)** said its indicator of economic sentiment declined by 2.6 points to a reading of 4.8 this month from a reading of 7.4 in May. Analysts had expected the index to increase to 10.0 in June.

Economic Calendar					
	Monday 16-Jun-14	Tuesday 17-Jun-14	Wednesday 18-Jun-14	Thursday 19-Jun-14	Friday 20-Jun-14
US	PPI m/m , Core PPI m/m ,Mortgage Delinquencies ,Crude Oil Inventories .	Core CPI m/m ,Unemployment Claims ,CPI m/m ,Empire State Manufacturing Index ,TIC Long-Term Purchases ,Capacity Utilization Rate ,Philly Fed Manufacturing Index ,NAHB Housing Market Index .	Building Permits ,Housing Starts ,Prelim UoM Consumer Sentiment ,Prelim UoM Inflation Expectations .		
UK/EURO ZONE	Claimant Count Change ,Unemployment Rate ,Average Earnings Index 3m/y ,Industrial Production m/m ,BOE Gov Carney Speaks ,BOE Inflation Report .	French Prelim GDP q/q ,German Prelim GDP q/q ,ECB Monthly Bulletin ,Italian Prelim GDP q/q ,CPI y/y ,Core CPI y/y ,Flash GDP q/q .	French Prelim Non-Farm Payrolls q/q ,Italian Trade Balance ,Trade Balance ,10-y Bond Auction ,30-y Bond Auction .	German Buba Monthly Report .	German PPI m/m ,CPI y/y ,PPI Input m/m ,Public Sector Net Borrowing ,RPI y/y .
INDIA	WPI Data .				



Narnolia Securities Ltd

124, 1st floor 7/ 1, Lords Sinha Road Kolkata 700071, Ph 033-
22821251 Toll Free no : 1-800-345-4000

email: research@narnolia.com,
website : www.narnolia.com

Risk Disclosure & Disclaimer: This report/message is for the personal information of the authorized recipient and does not construe to be any investment, legal or taxation advice to you. Narnolia Securities Ltd. (Hereinafter referred as NSL) is not soliciting any action based upon it. This report/message is not for public distribution and has been furnished to you solely for your information and should not be reproduced or redistributed to any other person in any form. The report/message is based upon publicly available information, findings of our research wing "East wind" & information that we consider reliable, but we do not represent that it is accurate or complete and we do not provide any express or implied warranty of any kind, and also these are subject to change without notice. The recipients of this report should rely on their own investigations, should use their own judgment for taking any investment decisions keeping in mind that past performance is not necessarily a guide to future performance & that the the value of any investment or income are subject to market and other risks. Further it will be safe to assume that NSL and /or its Group or associate Companies, their Directors, affiliates and/or employees may have interests/ positions, financial or otherwise, individually or otherwise in the recommended/mentioned securities/mutual funds/ model funds and other investment products which may be added or disposed including & other mentioned in this report/message.