

**KEY LEVELS**

Support 1 : 9830  
Support 2 : 9777

Resistance 1: 9850  
Resistance 2: 10030

**Event Today**

**Today Result**

ABB , APLLD , BAJAJ-AUTO , DBCORP  
FORCEMOT , HINDZINC , KOTAKBANK  
KANSAINER , NIITTECH , RELIANCE  
RBLBANK , RSSOFTWARE , WIPRO  
ZENSARTECH

**Concall**

ABB : 2:00 PM, MPS : 4:00 PM  
KPIT , HindZinc: 4:00 PM  
RBL BANK : 4:30 PM  
AlembicPharma , NIIT Tech : 5:00 PM  
Kotak Mah Bk : 5:30 PM

**Dividend**

AHLEAST : Rs 2/-  
BALAMINES : Rs 2.2/-, BBTC : Rs 1/-  
BIOCON : Rs 1/-, CARBORUNIV : Rs 0.75/-  
CROMPTON : Rs 1.5/-, DFM : Rs 5/-  
EDELWEISS : Rs 0.30/-, ELGIEQUIP : Rs 1/-  
ENDURANCE : Rs 2.50/-, HATSUN : Rs 1/-  
HESTERPH : Rs 2.30/-, HSIL : Rs 4/-  
IDFC ; Rs 0.25/-, IDFCBANK: Rs 0.75/-  
INFRATEL : Rs 0.4/-, ISGEC : Rs 15/-  
JAYSHREETEA : Rs 0.50/-, KRONE : Rs 3/-  
MAKERSL : Rs 1/-, MODERN : Rs 0.30/-  
MODERN : Rs 3/-, ORIENTC : Rs 7/  
REDINGTON : Rs 2.30/-, RELIANCEINF : Rs 3.5/  
SAREGAMA : Rs 1.5/-, SHOPERSTOP : 0.75/-  
SOBHA : Rs 2.5/-, SOLIMAC : Rs 1.25/-  
SQSBFSI : Rs 20/-, SUKHJITS : Rs 5/-  
SYNGENE : Rs 1/-, Tatasteel : Rs 10/-  
TWL : Rs 0.80/-, UFLX : Rs 3.5/-

**Nifty Intraday Chart**



**Market Outlook**

Indian equities gave a smart upward rally yesterday and after opening on a subdued note, Nifty continuously rose to make an intraday high of 9904.65. At the end of the day the index closed at 9899.60. It had a net gain of 74% over the previous day's close. The broader market was also in favor of bulls as the midcap and small cap indices moved in line with the benchmark index and closed the day after gaining 0.6%-1.3%.

The buying interest was witnessed across the board. Metal, Media, FMCG and Pharmaceuticals stocks were on the buyers' radar. The breadth of the market was positive and about two shares advanced for every share declined at NSE.

Last week saw Nifty inching closer to golden mark of 10000. Globally too things changed for better post Janet Yellen confirming that Federal Reserve will remain "highly accommodative" to the markets by saying that interest rate would not have to rise much further- 'the federal fund would not have to rise all that much further to get a neutral policy stance'. S&P500 (US) made a new high on Friday.

Last week Nifty also made a gap between 9830 & 9845 and that would be key support area to be watched this week. Only worrying sign is valuation. Though valuation debate appears to have taken a backseat lately and buy on dip has become consensus view among market participants. And here we must remember that a strong bull market needs skepticism to keep flourishing. Once consensus becomes optimistic, we should surely change the side

**Market**

Market	Value	% Change
<b>Morning Traded Market</b>		
SGX NIFTY	9,933.00	0.05%
NIKKIE	20046	0.13%
HANG SENG	26,471.00	0.00%
<b>Yesterday Closing Market</b>		
Sensex	31,955.35	0.77%
Nifty	9,899.60	0.74%
DOW	21,640.00	0.31%
NASDAQ	6,385.00	0.64%
CAC	5,217.00	0.82%
DAX	12,452.00	0.17%
FTSE	7,430.17	0.55%
EW ALL SHARE	17,807.57	0.62%

% Change in 1 day

**Commodity Price ( Yesterday Closing )**

Commodity/Currencies	Value	% Change
GOLD	28250.00	-0.01%
SILVER	37757.00	0.16%
CRUDEOIL	49.66	0.00%
NATURALGAS	197.50	-0.30%
DOLLAR/RS.	64.28	-0.08%
EURO/RS.	74.09	-0.25%
POUND/RS.	83.75	0.04%

% Change in 1 day

**Institutional Turnover**

FII			
Investor	Buy(Cr.)	Sale(Cr.)	Net(Cr.)
19-Jul-17	6570	5523	1047
Jul-17	58722	57719	1004
2017	707977	684620	23357

DII			
Investor	Buy(Cr.)	Sale(Cr.)	Net(Cr.)
19-Jul-17	3503	3515	(12)
Jul-17	37534	35564	1969
2017	406981	384621	22360

**Quote of the Day** : " While enthusiasm may be necessary for great accomplishments elsewhere, on Wall Street it almost invariably leads to disaster. " **Benjamin Graham**

**HMVL****"NEUTRAL"****20th July 2017**

HMVL's ad revenue growth remained flat led by impact of GST while circulation revenue declined by 2% YoY due to decrease in cover price in UP market. Recent increase in competitive intensity in UP market makes us slightly apprehensive about HMVL growth going forward. The company had approximately Rs 846 crore of cash in its books in the end of FY17 but its dividend payout is very low, approx. 5%. Next trigger for HMVL could be any big acquisition and better capital allocation going forward. Presently stock is trading at 9 times of FY19's expected EPS. Considering increase in competitive intensity in UP market and GST led confusion regarding ad growth, we maintain Neutral view on this stock

**MGL****"BUY"****19th July 2017**

MGL is a sole distributor of CNG and PNG in Mumbai and its adjoining areas with the exclusive gas distribution rights till 2020 in Mumbai. The company has recently started its operations in Raigad district in Maharashtra with two CNG stations. Initially the company has set the target to add 1000 new PNG connections in urban area in Raigad. Further, the Management is focusing to expand its CNG distribution network on Mumbai-Pune expressway. We expect company to clock 6 to 8% volume growth in FY18E and expect 1 Lakh new PNG connections till March 2019 which will make total count to around 10,37,000 PNG connections. In addition the company plans to add 20-25 new CNG filling stations every year which will help it in improving volume every year. Going forward we expect ROE to become 22%, 100 bps improvement with stable margin and consistent future cash flow, we are positive on this stock and recommend BUY with a target price of Rs. 1120

*\*For details, refer to our daily report- India Equity Analytics*

**Top News****Hindustanilvr result Q1FY18 concall update:**

Footfalls and off-takes normal, Trade pipeline is thin.  
 Sections of trade, particularly wholesale and small retailers still unclear on rules, delaying return to normalcy.  
 Benefit of input credit will be passed to the consumer.  
 Home Care & Refreshment continued their strong growth momentum.  
 Launched 12 SKUs under Citra in the Face Care segment.  
 After a successful South launch, Lever Ayush now being rolled out nationally.  
 Water business witnessed muted quarter in Q1FY18.  
 Goal: focus on volume driven growth with the improvement in operating margin.  
 GST implementation remained smooth as company was preparing 2years before that.  
 Last few quarters were tough.  
 First 2weeks of GST witness disruption, now situation is becoming normal.  
 Aim of saving 6% of turnover.  
 2% of the sale impacted due to lull of orders from CSD in Q1FY18 (45 days of destocking). Started buying now. CSD slow to recovery.  
 At distribution level no shortage of stock.  
 The company is working with trade partners where their cost is high company has compensated.  
 See fundamental shift on whole sale channel after GST.  
 Oral care is not performing as per expectation.  
 In this quarter urban performed slightly better than rural.  
 Doesn't intend to take price hike in foreseeable future.

**HMVL Q1FY18 result concall update:**

Having good start in April, company witnessed sharp decline in advertisement in remaining months due to GST.  
 Advertisement from FMCG and Real Estate is impacted the most.  
 Advertisement from education remained flattish whereas Auto and BFSI remained better.  
 Expect strong growth in 2nd half FY18.  
 Yield growth for this quarter remained 6% whereas volume growth declined by 6%.  
 Rising competition in UP market and lowering cover prices by competitors forced HMVL to lower its cover prices in UP.  
 Advertisement from government is stable.  
 In Bihar, company's realization and cover prices is stable.  
 12 days of July remained stressful as per advertisement revenue.

**Lupin's US arm, Lupin Pharmaceuticals Inc,** is recalling 12,480 bottles of Paroxetine extended-release tablets on account of failed dissolution specifications from the US market. Lupin Pharmaceuticals Inc is recalling 12,480 bottles of Paroxetine extended-release tablets in the strength of 12.5 mg manufactured by Lupin Ltd at its Pithampur plant in Madhya Pradesh

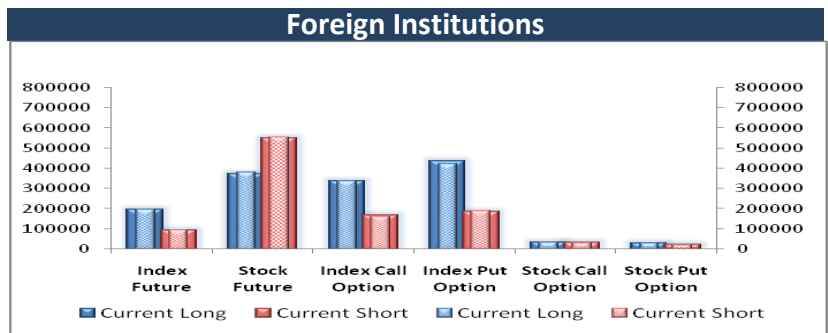
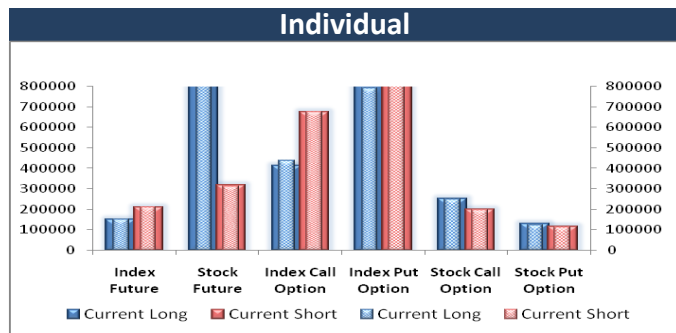
**The Union Cabinet** gave an in-principle approval to the proposed acquisition of government's 51.1% stake in Hindustan Petroleum Corporation (HPCL) by Oil and Natural Gas Corporation (ONGC), paving the way for an Indian oil and gas giant with interests in exploration, production

**IESPL** becomes subsidiary of HT Media . The company has acquired 5,80,16,000 equity shares of Rs.10/- each of India Education Services (IESPL) (constituting 49 percent of equity share capital of IESPL) held by Apollo Global Singapore Holdings Pte. Ltd. for a consideration of USD 6,50,000

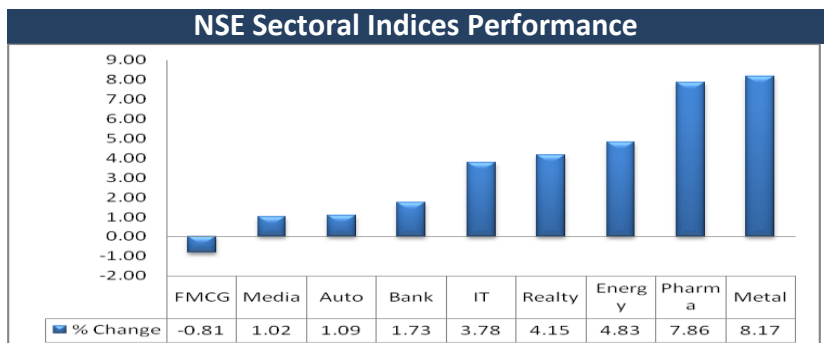
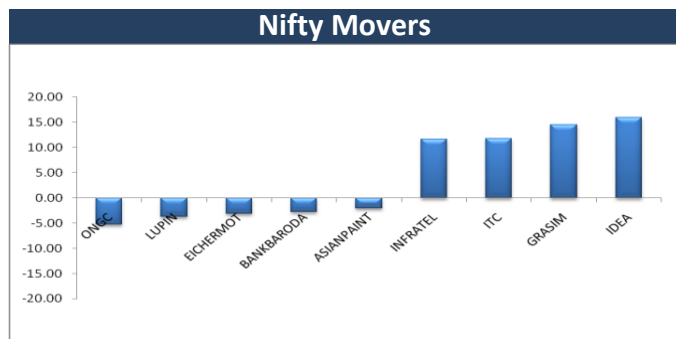
**Block Deal**

Exchange	Deal Date	Company	Client Name	Deal Type	Quantity	Price
NSE	19-Jul-17	INFIBEAM	PARIKH BHARATBHAI SURESH HUF	BUY	271441	1202.89
NSE	19-Jul-17	INFIBEAM	SKA SECURITIES AND FINANCIAL SERVICES PVT LTD	BUY	291354	1207.96
NSE	19-Jul-17	JPASSOCIAT	ADROIT SHARE & STOCK BROKER PVT. LTD.	BUY	20221577	23.35
NSE	19-Jul-17	JPASSOCIAT	SHAASTRA SECURITIES TRADING PRIVATE LIMITED	BUY	16057650	23.31
NSE	19-Jul-17	MASTEK	ABHINANDAN LEASING AND FINANCE PRIVATE LIM	BUY	125000	330.03
NSE	19-Jul-17	MASTEK	N.K. SECURITIES	BUY	128378	336.37
NSE	19-Jul-17	SINTEX	ADROIT FINANCIAL SERVICES PRIVATE LIMITED	BUY	3252074	34.79
NSE	19-Jul-17	SUMEETINDS	CHIRAG NARENDRA MODH	BUY	393831	36.07
NSE	19-Jul-17	TRIVENI	ANIL KUMAR GOEL	BUY	1415070	71.13
NSE	19-Jul-17	USHAMART	AQUARIUS INDIA OPPORTUNITIES FUND	BUY	2550000	21.57
NSE	19-Jul-17	VSSL	SACHIT JAIN	BUY	765000	137.8
NSE	19-Jul-17	WEBELSOLAR	GARNET INTERNATIONAL LIMITED	BUY	736180	111.23
NSE	19-Jul-17	BHARATFIN	CAPITAL RESEARCH AND MANAGEMENT CO A/C NE	SELL	884478	775.03
NSE	19-Jul-17	EROSMEDIA	EROS WORLDWIDE FZ LLC	SELL	500000	220.92
NSE	19-Jul-17	INFIBEAM	PARIKH BHARATBHAI SURESH HUF	SELL	271092	1198.03
NSE	19-Jul-17	INFIBEAM	SKA SECURITIES AND FINANCIAL SERVICES PVT LTD	SELL	291354	1200.24
NSE	19-Jul-17	JPASSOCIAT	ADROIT SHARE & STOCK BROKER PVT. LTD.	SELL	19949577	23.41
NSE	19-Jul-17	JPASSOCIAT	SHAASTRA SECURITIES TRADING PRIVATE LIMITED	SELL	16057650	23.34
NSE	19-Jul-17	MASTEK	N.K. SECURITIES	SELL	128528	336.69
NSE	19-Jul-17	SINTEX	ADROIT FINANCIAL SERVICES PRIVATE LIMITED	SELL	2896545	34.77
NSE	19-Jul-17	SUMEETINDS	CHIRAG NARENDRA MODH	SELL	375870	35.71
NSE	19-Jul-17	VSSL	ADISHWAR ENTERPRISES LLP	SELL	765000	137.8
NSE	19-Jul-17	WEBELSOLAR	INDIA MAX INVESTMENT FUND	SELL	533258	111.31
NSE	19-Jul-17	WEBELSOLAR	MANGAL SAVITRI BIZCON PRIVATE LIMITED	SELL	344283	110.13
NSE	19-Jul-17	WEBELSOLAR	MANGAL SAVITRI BIZCON PVT LTD	SELL	140000	111.24

**F&O OPEN INTEREST ( Number of Contracts )**



**MARKET MOVERS (1 MONTH CHANGE)**



### Result Calendar Q1FY18

Bse Code	Company Name	Date	Bse Code	Company Name	Date
500002	ABB	20-Jul-17	532488	DIVISLAB	22-Jul-17
512091	ANSHNCO	20-Jul-17	540376	DMART	22-Jul-17
533573	APLLTD	20-Jul-17	506945	IGLFXPL-B	22-Jul-17
512437	APOLLOFI	20-Jul-17	532636	IIFL	22-Jul-17
532977	BAJAJ-AUTO	20-Jul-17	532209	J&K;KBANK	22-Jul-17
500490	BAJAJHLDNG	20-Jul-17	517206	LUMAXIND	22-Jul-17
530843	CUPID	20-Jul-17	531727	MENNPIS	22-Jul-17
533151	DBCORP	20-Jul-17	526891	MKTCREAT	22-Jul-17
500033	FORCEMOT	20-Jul-17	514414	OXFORDIN	22-Jul-17
500188	HINDZINC	20-Jul-17	532900	SEINV	22-Jul-17
500165	KANSAINER	20-Jul-17	524546	SHABCHM	22-Jul-17
500247	KOTAKBANK	20-Jul-17	513709	SHILGRAVQ	22-Jul-17
532756	MAHINDCIE	20-Jul-17	523756	SREINFRA	22-Jul-17
523828	MENONBE	20-Jul-17	500412	TIRUMALCHM	22-Jul-17
532541	NIITTECH	20-Jul-17	512175	VAMA	22-Jul-17
531209	NUCLEUS	20-Jul-17	532401	VIJAYABANK	22-Jul-17
500355	RALLIS	20-Jul-17	532432	UNITDSPR	23-Jul-17
540065	RBLBANK	20-Jul-17	500425	AMBUJACEM	24-Jul-17
500325	RELIANCE	20-Jul-17	509438	BENARAS	24-Jul-17
517447	RSSOFTWARE	20-Jul-17	532511	EXCELCROP	24-Jul-17
511403	SAIJEEV	20-Jul-17	511676	GICHSGFIN	24-Jul-17
507685	WIPRO	20-Jul-17	531111	GOTHIPL	24-Jul-17
504067	ZENSARTECH	20-Jul-17	538567	GULFOILLUB	24-Jul-17
500477	ASHOKLEY	21-Jul-17	500180	HDFCBANK	24-Jul-17
500027	ATUL	21-Jul-17	540530	HUDCO	24-Jul-17
530885	AURUMSOFT	21-Jul-17	532832	IBREALEST	24-Jul-17
511196	CANFINHOME	21-Jul-17	535789	IBULHSGFIN	24-Jul-17
501833	CHOWGULSTM	21-Jul-17	500199	IGPL	24-Jul-17
511072	DHFL	21-Jul-17	534816	INFRATEL	24-Jul-17
500089	DICIND	21-Jul-17	532947	IRB	24-Jul-17
531471	DUKEOFS	21-Jul-17	523405	JMFINANCIL	24-Jul-17
509627	HINDDORROL	21-Jul-17	535648	JUSTDIAL	24-Jul-17
532814	INDIANB	21-Jul-17	532925	KAUSHALYA	24-Jul-17
506528	KELENRG	21-Jul-17	540005	LTI	24-Jul-17
517415	LEENEE	21-Jul-17	532720	M&M;FIN	24-Jul-17
500262	MAFATLAFIN	21-Jul-17	532777	NAUKRI	24-Jul-17
500109	MRPL	21-Jul-17	539332	NAVKARCORP	24-Jul-17
517536	ONWARDTEC	21-Jul-17	504112	NELCO	24-Jul-17
533179	PERSISTENT	21-Jul-17	531120	PATELENG	24-Jul-17
539978	QUESS	21-Jul-17	530381	PETRONENGG	24-Jul-17
505827	SNL	21-Jul-17	539354	POLYSPIN	24-Jul-17
513010	TATASPONGE	21-Jul-17	519230	RICHIRICH	24-Jul-17
504966	TINPLATE	21-Jul-17	523351	STDSHOE	24-Jul-17
500254	UTTAMVALUE	21-Jul-17	500407	SWARAJENG	24-Jul-17
532628	3IINFOTECH	22-Jul-17	500483	TATACOMM	24-Jul-17
513729	AROGRANITE	22-Jul-17	505400	TEXINFRA	24-Jul-17

533326	TEXRAIL	24-Jul-17	500295	VEDL	25-Jul-17
524129	VINYLINDIA	24-Jul-17	531234	VICTORYPP	25-Jul-17
524661	WELCURE	24-Jul-17	517498	WEBELSOLAR	25-Jul-17
505412	WENDT	24-Jul-17	504356	ZMULTIPU	25-Jul-17
505537	ZEEL	24-Jul-17	539056	ADLABS	26-Jul-17
533287	ZEELEARN	24-Jul-17	500215	ATFL	26-Jul-17
500820	ASIANPAINT	25-Jul-17	533228	BHARATFIN	26-Jul-17
532215	AXISBANK	25-Jul-17	532974	BIRLAMONEY	26-Jul-17
532454	BHARTIARTL	25-Jul-17	507886	DHRUVES	26-Jul-17
524663	BIBCL	25-Jul-17	508906	EVERESTIND	26-Jul-17
512313	BIJLTEX	25-Jul-17	500469	FEDERALBNK	26-Jul-17
539304	CANOPYFIN	25-Jul-17	531399	GGAUTO	26-Jul-17
531556	CORALFINAC	25-Jul-17	531199	GLANCE	26-Jul-17
533167	COROENGG	25-Jul-17	506076	GRINDWELL	26-Jul-17
520081	ECSTSTL	25-Jul-17	500179	HCL-INSYS	26-Jul-17
500123	ELANTAS	25-Jul-17	500010	HDFC	26-Jul-17
511716	ESCORTSFIN	25-Jul-17	507438	IFBAGRO	26-Jul-17
505790	FAGBEARING	25-Jul-17	500214	IONEXCHANG	26-Jul-17
523696	FORTISMLR	25-Jul-17	533519	L&TFH	26-Jul-17
538961	GENUSPAPER	25-Jul-17	505320	LYNMC	26-Jul-17
532285	GEOJITFSL	25-Jul-17	531319	MARUTISE	26-Jul-17
522275	GET&D	25-Jul-17	526299	MPHASIS	26-Jul-17
500660	GLAXO	25-Jul-17	511766	MUTHTFN	26-Jul-17
513507	GUJCONT	25-Jul-17	500790	NESTLEIND	26-Jul-17
500182	HEROMOTOCO	25-Jul-17	535754	ORIENTCEM	26-Jul-17
500500	HINDMOTORS	25-Jul-17	532366	PNBGILTS	26-Jul-17
530055	HRMNYCP	25-Jul-17	532689	PVR	26-Jul-17
540133	ICICIPRULI	25-Jul-17	522034	SHANTIGEAR	26-Jul-17
540565	INDIGRID	25-Jul-17	503811	SIYSIL	26-Jul-17
502330	IPAPPM	25-Jul-17	500405	SUPPETRO	26-Jul-17
532468	KAMAHOLD	25-Jul-17	533158	THANGAMAYL	26-Jul-17
500243	KIRLOSIND	25-Jul-17	532320	VAARAD	26-Jul-17
532889	KPRMILL	25-Jul-17	532648	YESBANK	26-Jul-17
500249	KSBPUMPS	25-Jul-17	535755	ABFRL	27-Jul-17
511728	KZLFIN	25-Jul-17	505036	ACGL	27-Jul-17
540115	LTTS	25-Jul-17	590122	ASHIKACR	27-Jul-17
532313	MAHLIFE	25-Jul-17	530999	BALAMINES	27-Jul-17
523144	MEDICAPQ	25-Jul-17	526849	BANARBEADS	27-Jul-17
506734	MYSORPETRO	25-Jul-17	531340	BERVINL	27-Jul-17
532504	NAVINFLUOR	25-Jul-17	532523	BIOCON	27-Jul-17
531819	NUWAY	25-Jul-17	532485	BLIL	27-Jul-17
500314	ORIENTHOT	25-Jul-17	511243	CHOLAFIN	27-Jul-17
500331	PIDILITIND	25-Jul-17	500147	CMIFPE	27-Jul-17
523315	PURITY	25-Jul-17	539876	CROMPTON	27-Jul-17
500330	RAYMOND	25-Jul-17	500124	DRREDDY	27-Jul-17
512309	ROSETEX	25-Jul-17	509525	EMPIND	27-Jul-17
531219	SHYAMAINFO	25-Jul-17	500086	EXIDEIND	27-Jul-17
513517	STEELCAS	25-Jul-17	500150	FOSECOIND	27-Jul-17
513434	TATAMETALI	25-Jul-17	532296	GLENMARK	27-Jul-17

532281	HCLTECH	27-Jul-17	531310	AVAILFC	28-Jul-17
532174	ICICIBANK	27-Jul-17	530803	BHAGIL	28-Jul-17
532659	IDFC	27-Jul-17	500280	CENTENKA	28-Jul-17
539437	IDFCBANK	27-Jul-17	506395	COROMANDEL	28-Jul-17
505726	IFBIND	27-Jul-17	522074	ELGIEQUIP	28-Jul-17
511473	INDBANK	27-Jul-17	526574	ENTRINT	28-Jul-17
523638	IPRINGLTD	27-Jul-17	523754	EPCIN	28-Jul-17
500875	ITC	27-Jul-17	500495	ESCORTS	28-Jul-17
500241	KIRLOSIBROS	27-Jul-17	531600	GOGIACAP	28-Jul-17
505283	KIRLPNU	27-Jul-17	517372	GUJINTRX	28-Jul-17
532500	MARUTI	27-Jul-17	511355	INDCEMCAP	28-Jul-17
500730	NOCIL	27-Jul-17	530005	INDIACEM	28-Jul-17
532944	ONMOBILE	27-Jul-17	532150	INDRAMEDCO	28-Jul-17
501144	PEOPLIN	27-Jul-17	532732	KKCL	28-Jul-17
526490	PRATIK	27-Jul-17	500253	LICHSGFIN	28-Jul-17
532805	REDINGTON	27-Jul-17	500510	LT	28-Jul-17
502090	SAGCEM	27-Jul-17	530243	MANGASOF	28-Jul-17
524542	SUKHIJITS	27-Jul-17	532529	NDTV	28-Jul-17
537259	SUYOG	27-Jul-17	523558	NETWORK	28-Jul-17
531003	SWRNASE	27-Jul-17	516082	NRAGRINDQ	28-Jul-17
539268	SYNGENE	27-Jul-17	511702	PARSHINV	28-Jul-17
532301	TATACOFFEE	27-Jul-17	500329	PENTAGRAPH	28-Jul-17
500408	TATAELXSI	27-Jul-17	512099	PUNITCO	28-Jul-17
540595	TEJASNET	27-Jul-17	500367	RUBFILA	28-Jul-17
505854	TRF	27-Jul-17	507984	SERIND	28-Jul-17
530401	VINYOFL	27-Jul-17	532638	SHOPERSTOP	28-Jul-17
533023	WABCOINDIA	27-Jul-17	500472	SKFINDIA	28-Jul-17
533227	AHLEAST	28-Jul-17	521178	SRMCL	28-Jul-17
505216	ALFREDHE	28-Jul-17	532348	SUBEX	28-Jul-17
531581	ALKADIA	28-Jul-17	530953	SUNILAGR	28-Jul-17
521097	AMARJOTHI	28-Jul-17	501110	SUNRINV	28-Jul-17
532493	ASTRAMICRO	28-Jul-17	532790	TANLA	28-Jul-17

## Result Q1FY18

Bse Code	NSE code	Sales	sales Growth	PAT	PAT Growth
523457	LINDEINDIA	493.35	(2.18)	14.60	11.22
502180	SHREDIGCEM	94.70	1.51	(9.62)	(72.89)
500052	BEPL	224.03	16.88	52.35	110.74
511288	GRUH	398.12	72.24	14.95	20.04
521194	SILINV	9.82	6.07	22.14	31.96
534741	VIRTUALG	15.26	1.75	75.40	98.86
500034	BAJFINANCE	3164.00	602.34	46.08	42.06
517354	HAVELLS	1982.00	120.36	36.18	(17.32)
523704	MASTEK	185.55	7.11	43.17	98.60
532440	MPSLTD	74.89	19.85	21.01	18.44
532374	STRTECH	744.00	61.00	25.07	61.59
532483	CANBK	2713.00	17.64	251.00	10.08
532782	SUTLEJTEX	658.75	22.06	23.66	(47.53)
533320	JUBLINDS	122.00	(2.22)	(1.75)	(273.27)

**Earning Estimate Q1FY18**

DATE	NSE code	Sales	sales Growth	PAT	PAT Growth
19-Jul-17	HAVELLS	1852.80	26.30	169.50	16.90
19-Jul-17	SANOFI	671.80	10.50	88.00	3.20
19-Jul-17	KPIT	845.60	5.30	52.90	(3.90)
19-Jul-17	MINDTREE	1313.30	(1.10)	124.40	0.70
19-Jul-17	CANBK	2575.90	11.60	585.90	155.90
19-Jul-17	BAJAJFINSV	1908.40	36.00	580.10	36.80
20-Jul-17	BAJAJ-AUTO	5233.50	(8.90)	883.20	(9.70)
20-Jul-17	ABB	2383.30	13.40	105.60	36.40
20-Jul-17	APLLTD	763.60	5.00	92.50	(9.30)
20-Jul-17	DBCORP	594.20	4.20	112.00	7.70
20-Jul-17	HINDZINC	4419.50	74.60	1707.90	64.60
20-Jul-17	RELIANCE	57494.40	7.50	8292.40	9.90
20-Jul-17	NIITTECH	686.20	2.50	58.70	87.60
20-Jul-17	WIPRO	13406.20	(1.40)	1856.60	(9.50)
20-Jul-17	ZENSARTECH	761.00	(0.20)	55.80	(26.80)
20-Jul-17	KOTAKBANK	2224.10	15.90	919.00	23.90
20-Jul-17	RBLBANK	374.80	53.20	142.00	45.90
21-Jul-17	ASHOKLEY	4275.50	0.40	206.60	(29.00)
21-Jul-17	MRPL	10612.60	25.90	332.50	(53.70)
21-Jul-17	PERSISTENT	726.90	3.60	75.80	3.50
21-Jul-17	INDIANB	1342.10	8.60	379.20	23.40
21-Jul-17	DHFL	552.10	20.90	249.80	24.00
22-Jul-17	DIVISLAB	974.80	(3.10)	234.30	(22.40)

**Economic Calendar**

Country	Monday 17th July 17	Tuesday 18th July 17	Wednesday 19th July 17	Thursday 20th July 17	Friday 21th July 17
<b>US</b>	Empire State Manufacturing Index.	Building Permits, Housing Starts , Crude Oil Inventories	Building Permits, Housing Starts , Crude Oil Inventories	Unemployment Claims , Philly Fed Manufacturing Index, CB Leading Index m/m, Natural Gas Storage.	Flash Manufacturing PMI , Flash Services PMI.
<b>UK/EURO ZONE</b>	German WPI m/m , German Buba Monthly Report	CPI y/y, PPI Input m/m, RPI y/y, Final CPI y/y, German ZEW Economic Sentiment, Final Core CPI y/y, ZEW Economic Sentiment.	Manufacturing Sales m/m	German PPI m/m, Current Account, Retail Sales m/m, CBI Industrial Order Expectations, Minimum Bid Rate, ECB Press Conference, Consumer Confidence.	French Flash Manufacturing PMI, French Flash Services PMI, German Flash Manufacturing PMI, German Flash Services PMI, Flash Manufacturing PMI, Flash Services PMI, Public Sector Net Borrowing, Italian Retail Sales m/m.
<b>INDIA</b>					

# Narnolia

Advance Strategy - Simple Solutions

## Narnolia Securities Ltd

201 | 2nd Floor | Marble Arch Building | 236B-AJC Bose  
Road | Kolkata-700 020 , Ph : 033-40501500

email: [narnolia@narnolia.com](mailto:narnolia@narnolia.com),

website : [www.narnolia.com](http://www.narnolia.com)

**Risk Disclosure & Disclaimer:** This report/message is for the personal information of the authorized recipient and does not construe to be any investment, legal or taxation advice to you. Narnolia Securities Ltd. (Hereinafter referred as NSL) is not soliciting any action based upon it. This report/message is not for public distribution and has been furnished to you solely for your information and should not be reproduced or redistributed to any other person in any form. The report/message is based upon publicly available information, findings of our research wing "East wind" & information that we consider reliable, but we do not represent that it is accurate or complete and we do not provide any express or implied warranty of any kind, and also these are subject to change without notice. The recipients of this report should rely on their own investigations, should use their own judgment for taking any investment decisions keeping in mind that past performance is not necessarily a guide to future performance & that the value of any investment or income are subject to market and other risks. Further it will be safe to assume that NSL and /or its Group or associate Companies, their Directors, affiliates and/or employees may have interests/ positions, financial or otherwise, individually or otherwise in the recommended/mentioned securities/mutual funds/ model funds and other investment products which may be added or disposed including & other mentioned in this report/message.