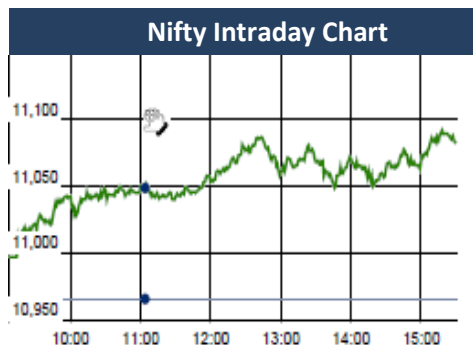


### KEY LEVELS

Support 1 : 11039  
Support 1 : 10782

Resistance 1 : 11200



### Event Today

#### Interim Dividend

MINDTREE : Rs 2/-  
( Ex Date : 24. 1.2018)

#### Result

BIOCON, BIRLAMONEY, CANBK, CAPF, CONCOR, EVERESTIND HIL, IDEA, INDIGO, JINDALSAW, KPIT, KRBL, M&MFIN, MASFIN, MOTILALOF, MPHASIS, PFIZER PIDILITIND, QUESS, RADICO, RAYMOND, SAGCEM, TTKPRESTIG, TTL, VIJAYABANK, VLSFINANCE WENDT

#### Concall

DHFL, V-Guard : 3:00 PM  
DCM Shriram Ltd : 12:00 PM  
NIIT, Care Rating : 3:30 PM

Indiabulls housing, Symphony : 4:00 PM

HOEC, MPS, Can Fin Homes : 4:00 PM  
RBL BANK : 5:00 PM  
Just Dial : 6:00 PM

### Market Outlook

Indian equities continued its up move yesterday and after opening on a positive session, Nifty rose to make a high of 11089.90. At the end of the day the index closed at 11083.70. It had a net gain of 1.07% over the previous trading day's close. The broader market was in favor of bulls and the small cap and midcap indices slightly out-performed the benchmark index and closed the day after gaining 1.14%-0.3%.

On the sectoral front, Realty and Information Technology stocks were on the buyers' radar while media indices closed in red. The breadth of the market was slightly positive with more advances than declines.

Investor sentiment continues to be highly positive. Nifty put writers are writing options of higher strike price almost as quickly as Nifty makes newer high. On-going Q3 quarter results are unfolding almost in-line with the street expectations. And double-digit growth for Nifty EPS in FY18 is almost secured.

Though there does not yet appear any threat to this on-going rally in terms of market technicals, it's worth to remember that stock market can never be a one-way street. So it would be prudent to continue trading long but with trailing stop loss. Post fresh gap made again this Monday, Nifty trend reversal level gets shifted upward to 10,782

### Market

Market	Value	% Change
<b>Morning Traded Market</b>		
SGX NIFTY	11,065.00	-0.21%
NIKKIE	24,014.33	-0.46%
HANG SENG	32,850.28	-0.24%
<b>Yesterday Closing Market</b>		
Sensex	36,139.98	0.96%
Nifty	11,083.70	1.07%
DOW	26,210.81	-0.01%
NASDAQ	7,460.29	0.70%
CAC	5,535.26	-0.12%
DAX	13,559.60	0.71%
FTSE	7,731.83	0.21%
EW ALL SHARE	20,660.31	0.78%

% Change in 1 day

### Commodity Price ( Yesterday Closing )

Commodity/Currencies	Value	% Change
GOLD	29911.00	0.26%
SILVER	38712.00	-0.68%
CRUDEOIL	69.75	-0.23%
NATURALGAS	219.70	6.55%
DOLLAR/RS.	63.78	-0.14%
EURO/RS.	78.12	-0.22%
POUND/RS.	88.97	0.15%

% Change in 1 day

### Institutional Turnover

FII			
Investor	Buy(Cr.)	Sale(Cr.)	Net(Cr.)
23-Jan-18	8312	7083	1229
Jan-18	95706	87901	7805
2018	95706	87901	7805
DII			
Investor	Buy(Cr.)	Sale(Cr.)	Net(Cr.)
23-Jan-18	6324	6155	169
Jan-18	65758	65303	455
2018	65758	65303	455

**Quote of the Day** : "Bargains are the holy grail of the true stockpicker. The fact that 10 to 30 percent of our net worth is lost in a market sell-off is of little consequence. We see the latest correction not as a disaster but as an opportunity to acquire more shares at low prices. This is how great fortunes are made over time."  
**Peter Lynch**

**CANFINHOME**

"NEUTRAL"

24th Jan 2018

CANFINHOME loan book has got impacted due to uncertainty over RERA in Karnataka and Kerala which constitute 50% of the business. The slowdown in demand was mainly on account of purchase deferment by customer on the hope of price correction in real estate. There has been supply side issue as well on affordable segment. Factoring lower than expected recovery in loan book and margin pressure, we are reducing our FY19e earnings estimate by 15% and our RoE estimate for FY19 will reduce from 27% to 23%, hence considering decline in RoE we reduce our valuation multiple to 4x from 5x and value CANFINHOME at Rs 483 on FY19 BVPS. We downgrade CANFINHOME to NEUTRAL.

**DHFL**

"BUY"

24th Jan 2018

DHFL has accelerated its AUM growth in last few quarters on the back of increased focus on non-core segment. Share of non-core segment (LAP/project loan/SME) has increased to 37% against 28% as on FY16. We think being significant presence in Tier 1 and Tier 2 cities with focus on Lower income and middle income group of customer; DHFL is a key beneficiary from the Government policy of affordable housing. We expect DHFL to post AUM CAGR of 24% over FY17-20. We largely maintain our FY18 earnings estimates but reduce it for FY19 by 3% factoring increase in provisions. We expect the RoA and RoE of 1.3% and 17% respectively in FY20. We roll over our target price on FY20 estimates and value DHFL at Rs 731 (2x BVPS FY20e) and recommend BUY

\*For details, refer to our daily report- India Equity Analytics

**Top News****>> TATAELXI CONCALL FOR 3QFY18:**

Tataelxi overall revenue grew 12.8% YOY to Rs 346 crore in 3QFY18 vs Rs 309 crore in 3QFY17. Revenue growth was led by software development services business (94.8% of revenue) 14% YoY. Automotive segment led the growth for software development services.

\* EBITDA came in at Rs 93 crore up 11.3% QOQ and 31.1% YOY.

\* VERTICALS: In EPD segment total revenue composition was 55% to 60% from automotive, 30% from broadcast and rest came from communication segment. Good opportunities to continue from OEMs and tier 1 in automotive, from communication segment lot of traction with telecom operator space will come in next few quarters.

\* the company aspire to achieve 20% growth in top line.

\* revenue contribution of client base: top 2 client contributes 20 to 35%, top 5 contributes 45% and top 10 contributes 60% of overall revenue. Management working to improve top 5 & top 10 accounts.

\* Headcount for 3qfy18 was 5400, a net increase of 300 employees. continues to hire more employees.

\* utilisation for 3qfy18 is currently at 82% and management does not expect to grow higher.

\* 150 active customer in 3qfy18.

\* employee cost decline sequentially due to replacement cost lower than attrition cost.

\* industrial design saw a soft quarter in 3qfy18 to improve in next two quarters on the back of good pipeline.

#attrition rate for 3QFY18 is 12%.

>> **GODREJAGRO** would like to clarify that Maxximilk Private Limited had also allotted 2.16% of the Equity Share Capital to Anamudi Real Estates LLP on Preferential basis. Consequently, the shareholding of Godrej Agrovet Limited in Maxximilk Private Limited was less than 50% instead of 51%. Hence, Maxximilk Private Limited is not a subsidiary of Godrej Agrovet Limited

**>> RBLBANK Q3FY18 CONCALL UPDATE:**

>> Macro slowdown in Indian economy seems to have bottomed out in the last quarter.

>> Some early signs of pickup in Business expansion, Credit demand and industry production are visible now.

>> GDP is expected to return at above 7% growth in the next fiscal.

>> Demand for credit is expected to go up further as the economy picks up.

>> Wholesale & Non-wholesale segment continues to see strong traction of 35% on average YoY basis. Under wholesale corporate & Institution business NPA has increased slightly due to addition of 1 A/c.

>> Mgt is seeing growth in the Commercial Banking business with strong customer acquisition driving both NII and fee income growth.

>> Contribution of credit cards grew 23% of Retail asset portfolio. The Card business continues to see strong growth. Addition of 1.7 lakh incremental cards in the Q2FY18. Taking card portfolio to over 6.2 lakh cards.

>> DBNFI business which include micro, SME and financial business the GNPA will remain within 5.5% for the next 2 quarters. And till next fiscal it will be around 1%. Disbursement of 2960 crore in this segment.

>> Agri portfolio is under 2000 cr. NPA in this sector for Q3FY18 is around 2.89%. In order to control NPA Mgt is cautious to grow this segment.

>> One account in the CIB segment which was under SDR has classified as NPA this quarter. This represents 0.14% of total advances. Mgt is confident that this account will move out of NPA in Q4FY18.

>> Restructured assets are at 0.18% as compared to 4.1%.

>> No S4A and 5/25 in this quarter. There was also no sale to ARC.

>> Deposits continue to see healthy growth.

>> Mgt continues to keep investment plan for rest of the year.

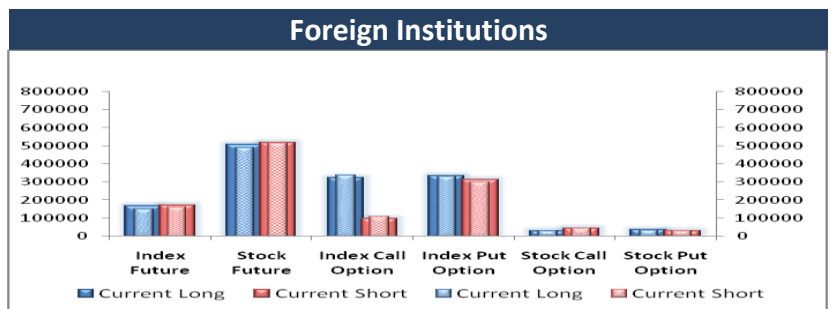
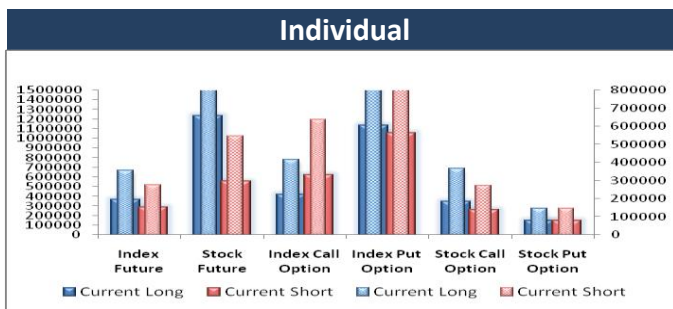
>> Cost of saving has reduced to 6.4%. CASA is expected to continue improvement.

>> NIM to be maintained at 3.9% in Q4FY18.

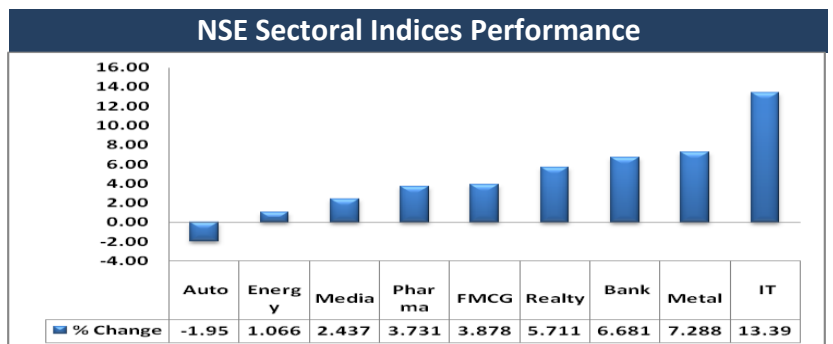
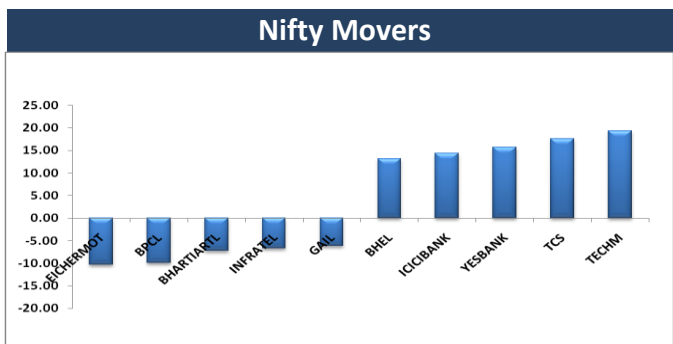
### Block Deal

Exchange	Deal Date	Company	Client Name	Deal Type	Quantity	Price
NSE	23-Jan-18	AGROPHOS	MADHAV STOCK VISION (P) LTD.	BUY	300000	37
NSE	23-Jan-18	GSS	SYKES & RAY EQUITIES (I) LTD.	BUY	108274	39
NSE	23-Jan-18	INDBANK	RONAK BANSAL	BUY	540235	32
NSE	23-Jan-18	INNOVATIVE	PURITY TRADEMAX LLP	BUY	96000	65
NSE	23-Jan-18	JUSTDIAL	CROSSLAND TRADING CO	BUY	412239	600
NSE	23-Jan-18	JUSTDIAL	WAY2WEALTH SECURITIES P LTD	BUY	598691	600
NSE	23-Jan-18	LYKALABS	ARKAYA INVESTMENTS	BUY	364191	73
NSE	23-Jan-18	RCOM	SHAASTRA SECURITIES TRADING PRIVATE LIMITED	BUY	16565901	30
NSE	23-Jan-18	RELIGARE	MERLIN MARKETING PRIVATE LIMITED	BUY	1000000	52
NSE	23-Jan-18	VBL	RELIANCE MUTUAL FUND- GROWTH FUND	BUY	1150149	700
NSE	23-Jan-18	VBL	RELIANCE MUTUAL FUND- TOP 200 FUND	BUY	1000000	700
NSE	23-Jan-18	VIMTALABS	ARKAYA INVESTMENTS	BUY	239298	193
NSE	23-Jan-18	AGROPHOS	ARVIND SHANTILAL SHAH	SELL	120000	38
NSE	23-Jan-18	AROGRANITE	RAJ KUMAR DAMANI HUF	SELL	100000	74
NSE	23-Jan-18	GSS	SYKES & RAY EQUITIES (I) LTD.	SELL	108274	38
NSE	23-Jan-18	INDBANK	RONAK BANSAL	SELL	540235	33
NSE	23-Jan-18	INNOVATIVE	PURITY TRADEMAX LLP	SELL	96000	65
NSE	23-Jan-18	JUSTDIAL	CROSSLAND TRADING CO	SELL	412239	600
NSE	23-Jan-18	JUSTDIAL	WAY2WEALTH SECURITIES P LTD	SELL	598691	600
NSE	23-Jan-18	LYKALABS	ARKAYA INVESTMENTS	SELL	350060	73
NSE	23-Jan-18	ORIENTHOT	LIANCE MUTUAL FUND - RELIANCE MID & SMALL CAP FUI	SELL	11950000	62
NSE	23-Jan-18	RCOM	SHAASTRA SECURITIES TRADING PRIVATE LIMITED	SELL	16565901	30
NSE	23-Jan-18	RELIGARE	ECL FINANCE LTD	SELL	1156087	51
NSE	23-Jan-18	SANCO	ALPA M GHELANI	SELL	64909	42
NSE	23-Jan-18	VBL	AION INVESTMENTS II SINGAPORE PTE LTD-FDI	SELL	4000000	700
NSE	23-Jan-18	VIMTALABS	ARKAYA INVESTMENTS	SELL	239298	195
NSE	23-Jan-18	VIRESHINFO	PARKWAY PROPERTIES PRIVATE LIMITED	SELL	20000000	0

### F&O OPEN INTEREST ( Number of Contracts )



### MARKET MOVERS (1 MONTH CHANGE)



### Result Calendar Q3FY18

Bse Code	Company Name	Date	Bse Code	Company Name	Date
539151	ARFIN	24-Jan-18	500331	PIDILITIND	24-Jan-18
503960	BBL	24-Jan-18	539978	QUESS	24-Jan-18
532523	BIOCON	24-Jan-18	532497	RADICO	24-Jan-18
532974	BIRLAMONEY	24-Jan-18	540366	RADIOCITY	24-Jan-18
504648	BOMBWIR	24-Jan-18	500330	RAYMOND	24-Jan-18
532483	CANBK	24-Jan-18	502090	SAGCEM	24-Jan-18
532938	CAPF	24-Jan-18	532163	SAREGAMA	24-Jan-18
506365	CHEMOPH	24-Jan-18	507514	SDBL	24-Jan-18
526817	CHEVIOT	24-Jan-18	512393	SHARDUL	24-Jan-18
531344	CONCOR	24-Jan-18	502180	SHREDIGCEM	24-Jan-18
531556	CORALFINAC	24-Jan-18	532795	SITINET	24-Jan-18
540701	DCAL	24-Jan-18	530953	SUNILAGR	24-Jan-18
500120	DIAMINESQ	24-Jan-18	532790	TANLA	24-Jan-18
539267	DRHABEEB	24-Jan-18	532262	TCIIND	24-Jan-18
508906	EVERESTIND	24-Jan-18	517506	TTKPRESTIG	24-Jan-18
502865	FORBESCO	24-Jan-18	514142	TTL	24-Jan-18
512493	GARNETINT	24-Jan-18	500231	UMANGDAIR	24-Jan-18
530343	GENUSPOWER	24-Jan-18	532401	VIJAYABANK	24-Jan-18
532285	GEOJITFSL	24-Jan-18	511333	VLSFINANCE	24-Jan-18
533263	GREENPOWER	24-Jan-18	505412	WENDT	24-Jan-18
530141	GYANDEV	24-Jan-18	512165	ABANSENT	25-Jan-18
534328	HEXATRADEX	24-Jan-18	532762	ACE	25-Jan-18
509675	HIL	24-Jan-18	513149	ACROW	25-Jan-18
532960	IBVENTURES	24-Jan-18	532331	AJANTPHARM	25-Jan-18
532822	IDEA	24-Jan-18	531581	ALKADIA	25-Jan-18
539448	INDIGO	24-Jan-18	501622	AMALGAM	25-Jan-18
500214	IONEXCHANG	24-Jan-18	531252	ANERI	25-Jan-18
540526	IRBINVIT	24-Jan-18	533758	APLAPOLLO	25-Jan-18
500378	JINDALSAW	24-Jan-18	539301	ARVSMART	25-Jan-18
540311	JITFINFRA	24-Jan-18	508933	AYMSYNTEX	25-Jan-18
534600	JTLINFRA	24-Jan-18	526849	BANARBEADS	25-Jan-18
517569	KEI	24-Jan-18	509438	BENARAS	25-Jan-18
500245	KIRLFER	24-Jan-18	530803	BHAGIL	25-Jan-18
500241	KIRLOSBROS	24-Jan-18	512301	CHMBBRW	25-Jan-18
532400	KPIT	24-Jan-18	538786	CIL	25-Jan-18
530813	KRBL	24-Jan-18	524506	CORALAB	25-Jan-18
526596	LIBERTSHOE	24-Jan-18	533167	COROENGG	25-Jan-18
540005	LTI	24-Jan-18	530067	CSLFINANCE	25-Jan-18
532720	M&MFIN	24-Jan-18	530393	DBSTOCKBRO	25-Jan-18
540749	MASFIN	24-Jan-18	540376	DMART	25-Jan-18
532892	MOTILALOFS	24-Jan-18	500124	DRREDDY	25-Jan-18
526299	MPHASIS	24-Jan-18	526227	FILATEX	25-Jan-18
531919	MUDITFN	24-Jan-18	540267	FLORACORP	25-Jan-18
531859	ORVENPR	24-Jan-18	540798	FSC	25-Jan-18
532742	PAUSHAKLTD	24-Jan-18	505725	HINDEVER	25-Jan-18
500680	PFIZER	24-Jan-18	532612	INDOCO	25-Jan-18

532286	JINDALSTEL	25-Jan-18	526833	ANNTHMS	28-Jan-18
506528	KELENERG	25-Jan-18	505036	ACGL	29-Jan-18
507598	KLRF	25-Jan-18	505216	ALFREDHE	29-Jan-18
523207	KOKUYOCMLN	25-Jan-18	524634	ALUFLUOR	29-Jan-18
533519	L&TFH	25-Jan-18	532259	APARINDS	29-Jan-18
500253	LICHSGFIN	25-Jan-18	520119	ASAL	29-Jan-18
524748	LINKPH	25-Jan-18	532493	ASTRAMICRO	29-Jan-18
532500	MARUTI	25-Jan-18	540824	ASTRON	29-Jan-18
530497	MARVEL	25-Jan-18	530999	BALAMINES	29-Jan-18
531727	MENNPIS	25-Jan-18	500059	BINANIIND	29-Jan-18
523385	NILKAMAL	25-Jan-18	532485	BLIL	29-Jan-18
519494	NKIND	25-Jan-18	524440	CAMEXLTD	29-Jan-18
530071	PARSOLI	25-Jan-18	500040	CENTURYTEX	29-Jan-18
532988	RANEENGINE	25-Jan-18	539681	DAL	29-Jan-18
517447	RSSOFTWARE	25-Jan-18	590031	DENORA	29-Jan-18
526477	SAENTER	25-Jan-18	503681	ELCIDIN	29-Jan-18
538666	SHARDACROP	25-Jan-18	522074	ELGIEQUIP	29-Jan-18
532498	SHRIRAMCIT	25-Jan-18	531162	EMAMILTD	29-Jan-18
533121	SQSBFSI	25-Jan-18	532737	EMKAY	29-Jan-18
516108	STHINPA	25-Jan-18	500246	ENVAIREL	29-Jan-18
530445	SUMERUIND	25-Jan-18	531600	GOGIACAP	29-Jan-18
534756	TARAJEWELS	25-Jan-18	517372	GUJINTRX	29-Jan-18
532301	TATACOFFEE	25-Jan-18	532457	GULPOLY	29-Jan-18
532410	TRANSCOR	25-Jan-18	508956	HBLEAS	29-Jan-18
504273	TUMUSEL	25-Jan-18	532216	HBSTOCK	29-Jan-18
500429	UNIPHOS	25-Jan-18	500010	HDFC	29-Jan-18
512070	UPL	25-Jan-18	500184	HSCL	29-Jan-18
531234	VICTORYPP	25-Jan-18	500187	HSIL	29-Jan-18
507880	VIPIND	25-Jan-18	532659	IDFC	29-Jan-18
512345	YASTF	25-Jan-18	533047	IMFA	29-Jan-18
532406	AVANTEL	27-Jan-18	511473	INDBANK	29-Jan-18
500069	BNKCAP	27-Jan-18	523465	INDBNK	29-Jan-18
530755	CORNE	27-Jan-18	532240	INDNIPPON	29-Jan-18
532488	DIVISLAB	27-Jan-18	506222	INEOSSTYRO	29-Jan-18
514358	EVERLON	27-Jan-18	532706	INOXLEISUR	29-Jan-18
531505	INDERGR	27-Jan-18	500458	KORE	29-Jan-18
536709	INDRENEW	27-Jan-18	540222	LAURUSLABS	29-Jan-18
500220	JASCH	27-Jan-18	500252	LAXMIMACH	29-Jan-18
590078	MAITHANALL	27-Jan-18	526179	LUDLOWJUT	29-Jan-18
531221	MAYURFL	27-Jan-18	505320	LYNMC	29-Jan-18
538964	MERCURYLAB	27-Jan-18	540768	MAHLOG	29-Jan-18
539767	MNIL	27-Jan-18	500266	MAHSCOOTER	29-Jan-18
533179	PERSISTENT	27-Jan-18	506919	MAKERSL	29-Jan-18
526490	PRATIK	27-Jan-18	531319	MARUTISE	29-Jan-18
515127	RAMMA	27-Jan-18	539594	MISHTANN	29-Jan-18
511640	SANGHCO	27-Jan-18	520059	MUNJALAU	29-Jan-18
534680	SRGHFL	27-Jan-18	524654	NATCAPSUQ	29-Jan-18
511218	SRTRANSFIN	27-Jan-18	513023	NBVENTURES	29-Jan-18
533227	AHLEAST	28-Jan-18	500672	NOVARTIND	29-Jan-18



535754	ORIENTCEM	29-Jan-18	533248	GPPL	30-Jan-18
532987	RBL	29-Jan-18	509488	GRAPHITE	30-Jan-18
532712	RCOM	29-Jan-18	517288	GUJARATPOLY	30-Jan-18
532527	RKFORGE	29-Jan-18	532425	GULCHEM	30-Jan-18
532886	SELMCL	29-Jan-18	530055	HRMNYCP	30-Jan-18
531431	SHAKTIPUMP	29-Jan-18	505726	IFBIND	30-Jan-18
540673	SIS	29-Jan-18	538835	INTELLECT	30-Jan-18
503811	SIYSIL	29-Jan-18	504786	INVPRECQ	30-Jan-18
532872	SPARC	29-Jan-18	530965	IOC	30-Jan-18
530177	SPSINT	29-Jan-18	511208	IVC	30-Jan-18
523222	SRMENERGY	29-Jan-18	532705	JAGRAN	30-Jan-18
532348	SUBEX	29-Jan-18	523398	JCHAC	30-Jan-18
500405	SUPPETRO	29-Jan-18	517063	JETKINGQ	30-Jan-18
530185	SURATEX	29-Jan-18	570004	JISLDVREQS	30-Jan-18
531003	SWRNASE	29-Jan-18	500219	JISLJALEQS	30-Jan-18
531173	SYSHEM	29-Jan-18	532162	JKPAPER	30-Jan-18
532755	TECHM	29-Jan-18	530163	KERALAYUR	30-Jan-18
505854	TRF	29-Jan-18	540680	KIOCL	30-Jan-18
521064	TRIDENT	29-Jan-18	526409	KKALPANAIND	30-Jan-18
532156	VAIBHAVGBL	29-Jan-18	534690	LAKSHVILAS	30-Jan-18
532300	WOCKPHARMA	29-Jan-18	500250	LGBBROSLTD	30-Jan-18
532056	ADIEXRE	30-Jan-18	501874	MACKINN	30-Jan-18
511359	ADMANUM	30-Jan-18	532313	MAHLIFE	30-Jan-18
517552	ADVNCMIC	30-Jan-18	539207	MANPASAND	30-Jan-18
531761	APOLLOPIPES	30-Jan-18	530537	MANRAJH	30-Jan-18
533271	ASHOKA	30-Jan-18	523566	MARBU	30-Jan-18
500028	ATVPR	30-Jan-18	513544	MSCTC	30-Jan-18
540611	AUBANK	30-Jan-18	530119	NATRAJPR	30-Jan-18
532380	BABA	30-Jan-18	532504	NAVINFLUOR	30-Jan-18
539251	BALKRISHNA	30-Jan-18	524774	NGLFINE	30-Jan-18
500049	BEL	30-Jan-18	532698	NITINSPIN	30-Jan-18
531340	BERVINL	30-Jan-18	532391	OPTOCIRCUI	30-Jan-18
533228	BHARATFIN	30-Jan-18	530365	ORIENTBELL	30-Jan-18
524723	BIJHANS	30-Jan-18	514460	OSWAYRN	30-Jan-18
531175	BLSINFOTE	30-Jan-18	523648	PLASTIBLEN	30-Jan-18
526612	BLUEDART	30-Jan-18	531870	POPULARES	30-Jan-18
534804	CARERATING	30-Jan-18	512105	PROAIMENT	30-Jan-18
511243	CHOLAFIN	30-Jan-18	505807	ROLCOEN	30-Jan-18
507833	COMPUPN	30-Jan-18	501154	ROSEI	30-Jan-18
526269	CRSTCHM	30-Jan-18	534618	SAL	30-Jan-18
500840	EIHOTEL	30-Jan-18	540719	SBILIFE	30-Jan-18
532178	ENGINEERSIN	30-Jan-18	507894	SCHABLON	30-Jan-18
523754	EPCIN	30-Jan-18	532900	SEINV	30-Jan-18
531375	GCCLINP	30-Jan-18	540425	SHANKARA	30-Jan-18
538961	GENUSPAPER	30-Jan-18	500394	SOLCT	30-Jan-18
511676	GICHSGFIN	30-Jan-18	533301	SPYL	30-Jan-18
500174	GLFL	30-Jan-18	530565	SSLFINANCE	30-Jan-18
532424	GODREJCP	30-Jan-18	513517	STEELCAS	30-Jan-18

### Earning Estimate Q3FY18

BSE CODE	NSE CODE	Sales Rs Cr	Sales YoY	Pat Rs Cr	PAT YoY
23-Jan-18	PNBHOUSING	417	57.80	221	60.30
23-Jan-18	CROMPTON	1268	9.30	26	(65.90)
23-Jan-18	IBULHSGFIN	1293	35.70	909	21.00
23-Jan-18	MCDOWELL-N	2494	0.00	192	22.00
23-Jan-18	RBLBANK	447	39.00	183	42.50
24-Jan-18	RADIOCITY	76	4.70	14	17.00
24-Jan-18	BIOCON	1051	2.10	101	(41.00)
24-Jan-18	CANBK	2844	17.80	256	(20.40)
24-Jan-18	CAPF	501	50.20	86	39.40
24-Jan-18	CONCOR	1484	11.50	248	33.60
24-Jan-18	IDEA	6630	(23.50)	(1391)	Loss
24-Jan-18	INDIGO	6042	21.20	652	33.80
24-Jan-18	KPIT	913	9.90	50	5.40
24-Jan-18	LTI	1808	8.50	268	8.00
24-Jan-18	M&MFIN	999	33.90	250	LP
24-Jan-18	MPHASIS	1630	6.10	201	(1.70)
24-Jan-18	PIDILITIND	1521	14.00	223	10.30
24-Jan-18	QUESS	1440	40.30	50	62.10
24-Jan-18	SITICABLE	372	24.50	(19)	Loss
24-Jan-18	TTKPRESTIG	938	15.20	19	68.70
25-Jan-18	L&TFH	1144	22.50	381	40.70
25-Jan-18	AJANTPHARM	526	(1.30)	116	(18.70)
25-Jan-18	DMART	4241	27.00	236	55.60
25-Jan-18	DRREDDY	3664	(1.20)	341	(27.50)
25-Jan-18	JINDALSTEL	6144	10.10	(593)	Loss
25-Jan-18	LICHSGFIN	924	1.00	517	3.60
25-Jan-18	MARUTI	19260	14.20	2031	16.40
25-Jan-18	SHRIRAMCIT	901	18.10	203	28.90
27-Jan-18	DIVISLAB	989	3.00	233	(13.30)
27-Jan-18	PERSISTENT	790	5.90	86	5.30
27-Jan-18	SRTRANSFIN	1688	19.60	504	45.80

### Result Q3FY18

BSE CODE	NSE CODE	Sales Rs Cr	Sales YoY	Pat Rs Cr	PAT YoY
532663	SASKEN	131	17.90	19	47.18
535648	JUSTDIAL	197	9.13	28	3.68
524669	HESTERBIO	32	14.80	6	10.67
511196	CANFINHOME	392	12.19	80	34.38
517385	SYMPHONY	218	20.85	66	17.09
523828	MENONBE	37	31.82	5	35.98
531209	NUCLEUS	106	13.91	18	13.76
535789	IBULHSGFIN	3349	29.52	1168	55.39

511726	VIPUL	46	(3.73)	1	43.86
500314	ORIENTHOT	93	2.61	2	(36.80)
517536	ONWARDTEC	58	5.05	0	(81.24)
500337	PRIMESECU	6	94.28	3	(46.75)
500304	NIITLTD	202	(3.35)	4	(77.66)
532661	RML	309	30.64	14	422.79
532922	EDELWEISS	2069	31.19	222	42.85
522134	ARTSONENGG	28	18.76	0	241.67
540115	LTTS	969	19.58	166	52.85
500407	SWARAJENG	184	18.65	17	12.61
540065	RBLBANK	467	45.00	165	28.00

Economic Calendar					
Country	Monday 22th Jan 18	Tuesday 23th Jan 18	Wednesday 24th Jan 18	Thursday 25th Jan 18	Friday 26th Jan 18
US		Philly Fed Manufacturing Index , Flash Manufacturing PMI , Flash Services PMI , Richmond Manufacturing Index	HPI m/m , Existing Home Sales , Crude Oil Inventories	Goods Trade Balance,Prelim Wholesale Inventories m/m , New Home Sales, CB Leading Index m/m , Natural Gas Storage	Advance GDP q/q , Core Durable Goods Orders m/m , Advance GDP Price Index q/q , Durable Goods Orders m/m , Revised UoM Consumer Sentiment , Revised UoM Inflation Expectations
UK/EURO ZONE	German Buba Monthly Report ,Consumer Confidence,	French Flash Manufacturing PMI , French Flash Services PMI , German Flash Manufacturing PMI , German Flash Services PMI , Flash Manufacturing PMI , Flash Services PMI , Public Sector Net Borrowing ,GfK Consumer Confidence	Average Earnings Index 3m/y , Claimant Count Change , Unemployment Rate	Italian 10-y Bond Auction , CBI Realized Sales , Minimum Bid Rate , ECB Press Conference	Spanish Flash GDP q/q , Spanish Unemployment Rate , Prelim GDP q/q , High Street Lending , Index of Services 3m/3m , Italian Prelim CPI m/m
INDIA					





## Narnolia Securities Ltd

201 | 2nd Floor | Marble Arch Building | 236B-AJC Bose  
Road | Kolkata-700 020 , Ph : 033-40501500

email: [narnolia@narnolia.com](mailto:narnolia@narnolia.com),  
website : [www.narnolia.com](http://www.narnolia.com)

**Risk Disclosure & Disclaimer:** This report/message is for the personal information of the authorized recipient and does not construe to be any investment, legal or taxation advice to you. Narnolia Securities Ltd. (Hereinafter referred as NSL) is not soliciting any action based upon it. This report/message is not for public distribution and has been furnished to you solely for your information and should not be reproduced or redistributed to any other person in any form. The report/message is based upon publicly available information, findings of our research wing "East wind" & information that we consider reliable, but we do not represent that it is accurate or complete and we do not provide any express or implied warranty of any kind, and also these are subject to change without notice. The recipients of this report should rely on their own investigations, should use their own judgment for taking any investment decisions keeping in mind that past performance is not necessarily a guide to future performance & that the the value of any investment or income are subject to market and other risks. Further it will be safe to assume that NSL and /or its Group or associate Companies, their Directors, affiliates and/or employees may have interests/ positions, financial or otherwise, individually or otherwise in the recommended/mentioned securities/mutual funds/ model funds and other investment products which may be added or disposed including & other mentioned in this report/message.