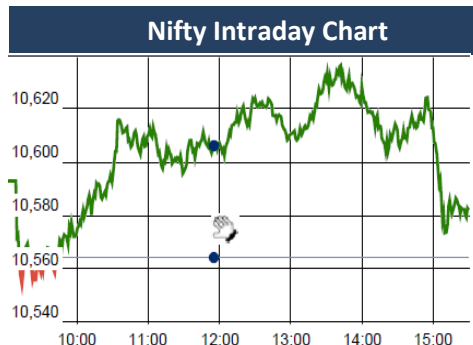


KEY LEVELS

Support 1 : 10520
Support 1 : 10490

Resistance 1 : 10640
Resistance 2 : 10600



Market Outlook

After opening on a subdued note, Nifty fell to make a low of 10551.65 and then it rose to make a high of 10638.05 yesterday. At the end of the day, the index closed at 10584.70. It had a net gain of 0.20% over the previous trading day's close. The small cap and midcap indices also moved in line with the bench mark index and closed the day after gaining over 0.2%-0.5%.

On the sectoral front, some buying interest was witnessed in Realty, Pharmaceutical and Information Technology stocks while the other major indices remained subdued. The breadth of the market was slightly positive with more advances than declines.

Nifty playing table tennis between 10600-10500?

Monday, Nifty opened around 10592, made a low of 10515, then after making a high of 10638 closed around 10585(+20), however entire day trading range was only 123 points.

Appearance of long legged Doji signal indecisiveness ahead F&O expiry. For last few days, Nifty has been trading between the range of 10630 & 10495 mark. A decisive breakout on either side of this range will indicate it's direction. Once it conquers the level of 10640 then it can move towards 10710 level where 61.8% retracement of the fall from 11171 to 9950 level is seen and 10736 where gap exist.

Key resistances are around 10640-10600 and immediate supports are seen around 10520-10490.

Market

Market	Value	% Change
Morning Traded Market		
SGX NIFTY	10,571.00	-0.16%
NIKKIE	22,236.53	0.67%
HANG SENG	30,270.31	-0.47%
Yesterday Closing Market		
Sensex	34,450.77	0.10%
Nifty	10,584.70	0.20%
DOW	24,448.69	-0.06%
NASDAQ	7,128.60	-0.25%
CAC	5,438.55	0.47%
DAX	12,572.39	0.25%
FTSE	7,398.87	0.41%
EW ALL SHARE	19,623.00	0.30%

% Change in 1 day

Commodity Price (Yesterday Closing)

Commodity/Currencies	Value	% Change
GOLD	31277.00	-0.49%
SILVER	39515.00	-2.38%
CRUDEOIL	74.98	0.38%
NATURALGAS	182.30	0.50%
DOLLAR/RS.	66.48	0.57%
EURO/RS.	81.33	-0.06%
POUND/RS.	92.75	-0.24%

% Change in 1 day

Institutional Turnover

FII			
Investor	Buy(Cr.)	Sale(Cr.)	Net(Cr.)
23-Apr-18	4093	4352	(259)
Apr-18	67759	72927	(5168)
2018	422739	429054	(6315)
DII			
Investor	Buy(Cr.)	Sale(Cr.)	Net(Cr.)
23-Apr-18	3299	2912	387
Apr-18	50059	44303	5756
2018	304609	273947	30662

Event Today

Result

BHARTIARTL , COROMANDEL
DCMSHRIRAM , ICICIPRULI , IDFCBANK
NETWORK18 , INDIGRID
OBEROIRLTY , PERSISTENT , RAYMOND
TINPLATE , TRF , TV18BRDCST
ZENSARTECH

Concall

Chola Invest : 10:00 AM
Bharti Infra : 2:30 PM
CRISIL : 3:00 PM
ICICI Prudential : 3:30 PM
Delta Corp : 4:00 PM
Persistent Sys : 6:00 PM

Dividend

STOVAC : Rs 36/-
(Exdate : 24.4.2018)

Quote of the Day : "The extravagance of any corporate office is directly proportional to management's reluctance to reward the shareholders." **Peter Lynch**

SWARAJENG

"ACCUMULATE"

24th Apr 2018

Net sales grew by 15%YoY to Rs.185 crores in 4QFY18. The company posted healthy volume growth of 10% YoY on the back of strong tractor sales during the quarter. Realization grew by 5%YoY and 2%QoQ to Rs.85060 during the quarter because of increasing demand of higher HP tractors in Northern part of country due to increasing income level. Management continued focus on cost control has helped company to maintain its margins despite sharp spurt in commodity prices during last quarter. On the back of good monsoon expectation and improving rural income we expect tractor industry to grow at double digit for next couple of years. We expect Revenue and PAT to grow at 17% and 21% CAGR respectively over FY18-20. We value SWARAJENG at 23x FY20e EPS and arrive at a target price of Rs.2230 and recommend ACCUMULATE.

HDFCBANK

"BUY"

23th Apr 2018

HDFC Bank reported steady 3Q FY18 numbers. However PAT missed our estimates by 2% due to lower advances growth than expected. Its PAT grew by 20% YoY. NII grew by 18% YoY led by stable margin. Fee income growth was stronger at 30% YoY. Overall other income grew by 23% YoY despite treasury loss. HDFC Bank has planned to raise capital to the tune of Rs 24000 Cr. We believe it will help the bank to further snatch the market shares from PSU banks as the latter are grappling with capital constraint and assets quality issues. We are factoring Capital raise plan in our estimates and expect RoE/RoA of 17%/2% by FY20. However we reduce our PAT estimate for FY19 by 3% due to lower treasury income which has been impacted by rising bond yield. We roll over our target price on FY20 estimates and assign 4x multiple on FY20 BV to arrive at the target price of Rs 2342. Recommend BUY

*For details, refer to our daily report- *India Equity Analytics***Top News****>> HDFC BANK Concall Update 4qfy18**

Management is hopeful to maintain NIM of 4.1-4.3 range in near future.

Management remained focus on wholesale book within their risk appetite.

Got shareholders approval for raising Rs 24000 Cr of capital. Waiting for Government approval to raise fund from foreign above Rs 5000 Cr.

Fee income growth was strong mainly contributed by three segments- third party products, retail loan fee and credit card fee.

There was no impact in assets quality of revised guidelines by RBI during the quarter.

Movement of GNPA- Slippages of Rs 2790 Cr, upgrade- Rs 807 Cr, recovery Rs 883 Cr and write-offs Rs 723 Cr.

>> Thomas Cook (India) said its board has approved corporate restructuring, subject to regulatory approvals, through composite scheme of arrangement and amalgamation, aimed at streamlining its businesses into four key verticals.

The verticals include, travel (outbound, domestic, business travel and MICE), foreign exchange, destination management services and portfolio investments such as Sterling Holiday Resorts

>> Hindustan Copper Ltd said it has signed an MoU with Manganese Ore (India) Ltd for the Malanjkhanda Copper Project, with an objective to create long-term business synergy for both the companies.

The MoU was inked between HCL CMD, Santosh Sharma and MOIL CMD, Mukund Chaudhary

>> TCS Concall Highlight :

BFSI and Retail : In BFSI, challenges were seen in some clients in North America. However, de-growth in some of these accounts has stabilized, and signs of demand have started to emerge. While Insurance has been positive, BFS still facing challenges. While Retail was soft on a sequential basis, it should see a pick up. It is likely to grow in double-digits in the next year.

Outlook for FY19: The target margin band remains in place as currency, higher revenue growth and improved operational metrics in Digital will act as growth driver for FY19.

Client addition: Strong client additions was seen across all revenue bands in 4QFY18. During the quarter, one client was added in the \$100M+ revenue band, bringing that total to 38. In addition \$50M+ up by 3; \$20M+ up by 4, \$10M+ up by 13, & \$5M+ up by 10.

Vertical performance for FY18 :All industry verticals with the exception of BFSI grew above company average, with three verticals growing in double digits Y-o-V. Growth was led by the Energy & Utilities vertical (up 33.7 per cent), Travel & Hospitality (up 25.4 per cent) and Life Sciences & Healthcare (up 12.6 per cent).

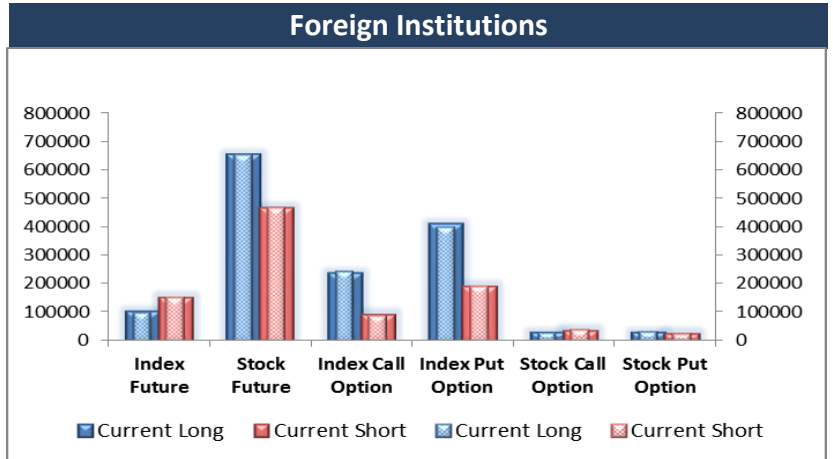
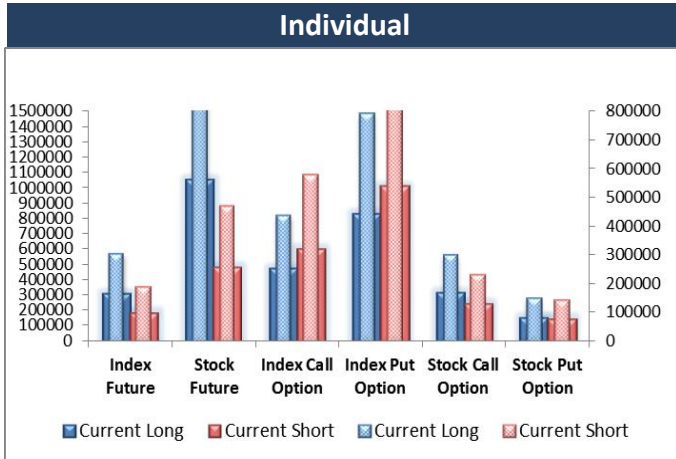
Geography:Continental Europe grew by 9 per cent, UK grew by 12 % and Asia Pacific. North America was slow and grew by 4% QOQ.

Bonus Declared:Tata Consultancy Services Board of Directors recommended bonus issue of equity shares in the ratio of 1 (one) Equity Share of Rs 1 each for every 1 (one) equity share of Rs 1 each held by the shareholders of the Company as on the record date

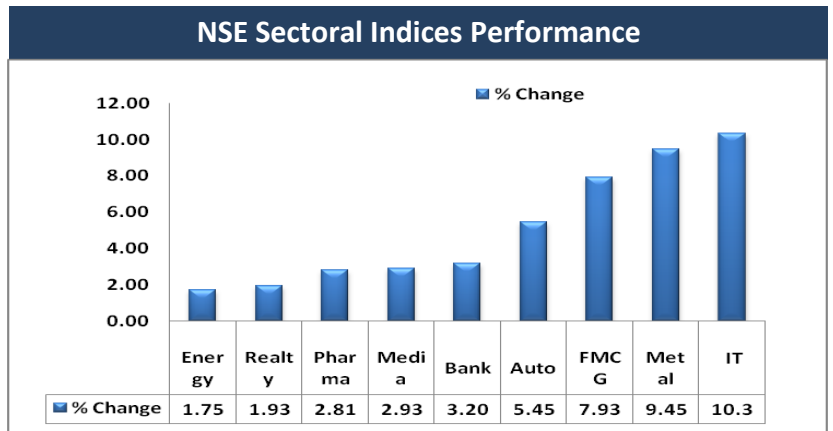
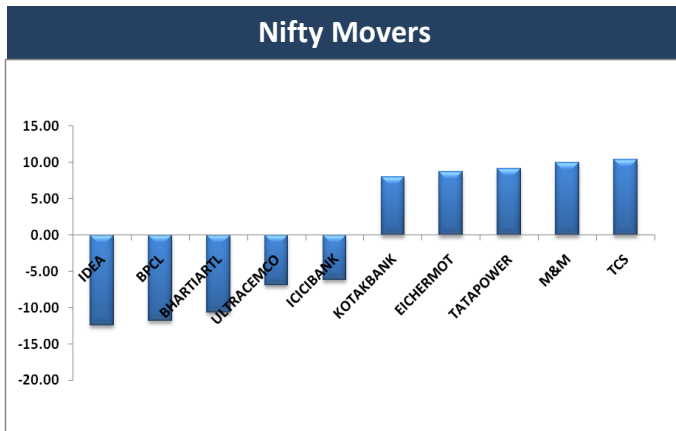
Block Deal

Exchange	Deal Date	Company	Client Name	Deal Type	Quantity	Price
NSE	23-Apr-18	ASTRAMICRO	MOUNT INTRA FINANCE (P) LTD	BUY	550917	84
NSE	23-Apr-18	ASTRAMICRO	RAJASTHAN GLOBAL SECURITIES PVT LTD	BUY	625696	86
NSE	23-Apr-18	ASTRAMICRO	RATNABALI INVESTMENT PRIVATE LIMITED	BUY	4300000	84
NSE	23-Apr-18	AUSOMENT	GOURAV KHANDLWAL	BUY	196345	105
NSE	23-Apr-18	BALRAMCHIN	DIVYA PORTFOLIO PRIVATE LIMITED	BUY	1398077	68
NSE	23-Apr-18	CKPLEISURE	ARYAMAN CAPITAL MARKETS LIMITED	BUY	180000	27
NSE	23-Apr-18	GSS	GOEL NIKHIL	BUY	635273	71
NSE	23-Apr-18	GSS	MAHENDRA G MASRANI	BUY	123000	72
NSE	23-Apr-18	KWALITY	U A ENTERPRISES PRIVATE LIMITED	BUY	500000	55
NSE	23-Apr-18	LAMBODHARA	KAMLESHBHAI DULARBHAIJIBHAI BHALODI	BUY	48074	83
NSE	23-Apr-18	LAMBODHARA	NAVY STOCK CONSULTANT PRIVATE LIMITED	BUY	54000	88
NSE	23-Apr-18	LOVABLE	PARTH INFIN BROKERS PVT LTD	BUY	151040	184
NSE	23-Apr-18	NIITTECH	CROSSLAND TRADING CO	BUY	480094	1056
NSE	23-Apr-18	SHRADHA	AJIT RAMKARAN SARDA	BUY	90000	54
NSE	23-Apr-18	SKMEGGPROD	DIVYA RAMAVAT	BUY	266081	128
NSE	23-Apr-18	SKMEGGPROD	SWAPNIL MEHTA	BUY	135000	128
NSE	23-Apr-18	TATAELXSI	CROSSLAND TRADING CO	BUY	367603	1203
NSE	23-Apr-18	TRF	RAHUL DOSHI	BUY	87217	272
NSE	23-Apr-18	TVSELECT	WAY2WEALTH SECURITIES P LTD	BUY	149602	525
NSE	23-Apr-18	ASTRAMICRO	ISH INVESTMENT AND TRADING COMPANY PRIVATE LIM	SELL	3100000	83
NSE	23-Apr-18	ASTRAMICRO	UAL INDUSTRIES LIMITED	SELL	1100000	85
NSE	23-Apr-18	AUSOMENT	GOURAV KHANDLWAL	SELL	196345	107
NSE	23-Apr-18	BALRAMCHIN	DIVYA PORTFOLIO PRIVATE LIMITED	SELL	1401627	68
NSE	23-Apr-18	CIMMCO	EQUITY INTELLIGENCE INDIA PRIVATE LIMITED	SELL	111511	95
NSE	23-Apr-18	CKPLEISURE	DIVERSKUD MULTI ASSET MANAGEMENT PRIVATE LIMITE	SELL	180000	27
NSE	23-Apr-18	GSS	GOEL NIKHIL	SELL	635273	72
NSE	23-Apr-18	GSS	MAHENDRA G MASRANI	SELL	123000	72
NSE	23-Apr-18	KWALITY	U A ENTERPRISES PRIVATE LIMITED	SELL	1540000	54
NSE	23-Apr-18	LAMBODHARA	KAMLESHBHAI DULARBHAIJIBHAI BHALODI	SELL	48074	84
NSE	23-Apr-18	LAMBODHARA	NAVY STOCK CONSULTANT PRIVATE LIMITED	SELL	54000	88
NSE	23-Apr-18	LOVABLE	PARTH INFIN BROKERS PVT LTD	SELL	144040	183
NSE	23-Apr-18	NIITTECH	CROSSLAND TRADING CO	SELL	480094	1056
NSE	23-Apr-18	SHRADHA	ARYAMAN CAPITAL MARKETS LIMITED	SELL	90000	54
NSE	23-Apr-18	SKMEGGPROD	DIVYA RAMAVAT	SELL	221842	128
NSE	23-Apr-18	SKMEGGPROD	SWAPNIL MEHTA	SELL	135000	128
NSE	23-Apr-18	TATAELXSI	CROSSLAND TRADING CO	SELL	367603	1204
NSE	23-Apr-18	TRF	RAHUL DOSHI	SELL	88000	274
NSE	23-Apr-18	TVSELECT	WAY2WEALTH SECURITIES P LTD	SELL	149602	525

F&O OPEN INTEREST (Number of Contracts)



MARKET MOVERS (1 MONTH CHANGE)



Result Calendar Q4FY18

BSE Code	Company Name	Date	BSE Code	Company Name	Date
532454	BHARTIARTL	24-Apr-18	500135	ESSELPRO	26-Apr-18
524663	BIBCL	24-Apr-18	531399	GGAUTO	26-Apr-18
506395	COROMANDEL	24-Apr-18	509675	HIL	26-Apr-18
523367	DCMSHRIRAM	24-Apr-18	540750	IEX	26-Apr-18
511676	GICHSGFIN	24-Apr-18	506522	JLMORI	26-Apr-18
539984	HUIL	24-Apr-18	539597	JSLHISAR	26-Apr-18
540133	ICICIPRULI	24-Apr-18	505283	KIRLPNU	26-Apr-18
539437	IDFCBANK	24-Apr-18	500313	OILCOUNTUB	26-Apr-18
540565	INDIGRID	24-Apr-18	501144	PEOPLIN	26-Apr-18
532798	NETWORK18	24-Apr-18	500355	RALLIS	26-Apr-18
533273	OBEROIRLTY	24-Apr-18	500111	RELCAPITAL	26-Apr-18
533179	PERSISTENT	24-Apr-18	540719	SBILIFE	26-Apr-18
531879	PIONDIST	24-Apr-18	532498	SHRIRAMCIT	26-Apr-18
500330	RAYMOND	24-Apr-18	509930	SUPREMEIND	26-Apr-18
540709	RELHOME	24-Apr-18	531638	SURAJLTD	26-Apr-18
500405	SUPPETRO	24-Apr-18	500408	TATAELXSI	26-Apr-18
540595	TEJASNET	24-Apr-18	513434	TATAMETALI	26-Apr-18
504966	TINPLATE	24-Apr-18	532648	YESBANK	26-Apr-18
505854	TRF	24-Apr-18	505036	ACGL	27-Apr-18
532800	TV18BRDCST	24-Apr-18	500027	ATUL	27-Apr-18
504067	ZENSARTECH	24-Apr-18	541153	BANDHANBNK	27-Apr-18
500215	ATFL	25-Apr-18	539844	EQUITAS	27-Apr-18
533229	BAJAJCORP	25-Apr-18	532659	IDFC	27-Apr-18
540798	FSC	25-Apr-18	501298	INDPRUD	27-Apr-18
500171	GHCL	25-Apr-18	532642	JSWHL	27-Apr-18
532832	IBREALEST	25-Apr-18	532313	MAHLIFE	27-Apr-18
540716	ICICIGI	25-Apr-18	532500	MARUTI	27-Apr-18
532508	JSL	25-Apr-18	500126	MERCK	27-Apr-18
500249	KSBPUMPS	25-Apr-18	504112	NELCO	27-Apr-18
532720	M&MFIN	25-Apr-18	540065	RBLBANK	27-Apr-18
540519	MEERA	25-Apr-18	500325	RELIANCE	27-Apr-18
522036	MIVENMACH	25-Apr-18	540181	SALEM	27-Apr-18
540767	RNAM	25-Apr-18	532638	SHOPERSTOP	27-Apr-18
532374	STRTECH	25-Apr-18	531359	SRAMSET	27-Apr-18
539268	SYNGENE	25-Apr-18	511218	SRTRANSFIN	27-Apr-18
532538	ULTRACEMCO	25-Apr-18	500429	UNIPHOS	27-Apr-18
505412	WENDT	25-Apr-18	512070	UPL	27-Apr-18
507685	WIPRO	25-Apr-18	534392	VSSL	27-Apr-18
532268	ACCELYA	26-Apr-18	532893	VTMLTD	27-Apr-18
522134	ARTSONEN	26-Apr-18	512245	ZNIVITRD	27-Apr-18
520119	ASAL	26-Apr-18	505506	AXONVL	28-Apr-18
540611	AUBANK	26-Apr-18	531340	BERVINL	28-Apr-18
532215	AXISBANK	26-Apr-18	511196	CANFINHOME	28-Apr-18
532380	BABA	26-Apr-18	521176	GANGOTRI	28-Apr-18
532523	BIOCON	26-Apr-18	500250	LGBBROSLTD	28-Apr-18
532974	BIRLAMONEY	26-Apr-18	534091	MCX	28-Apr-18
533167	COROENGG	26-Apr-18	519494	NKIND	28-Apr-18

531265	PROGRESV	28-Apr-18	501370	WALCHPF	02-May-18
531447	ROCKONENT	28-Apr-18	532921	ADANIPTS	03-May-18
513709	SHILGRAVQ	28-Apr-18	500870	CASTROLIND	03-May-18
500387	SHREECEM	28-Apr-18	500280	CENTENKA	03-May-18
526479	SKYIND	28-Apr-18	526821	DAICHI	03-May-18
523756	SREINFRA	28-Apr-18	523708	EIMCOLECO	03-May-18
513605	SRIPIPES	28-Apr-18	531162	EMAMILTD	03-May-18
531003	SWRNASE	28-Apr-18	523754	EPCIN	03-May-18
539871	THYROCARE	28-Apr-18	501455	GREAVESCOT	03-May-18
517552	ADVNCMIC	30-Apr-18	533263	GREENPOWER	03-May-18
509053	BANASFN	30-Apr-18	500185	HCC	03-May-18
531344	CONCOR	30-Apr-18	532129	HEXAWARE	03-May-18
511072	DHFL	30-Apr-18	533148	JSWENERGY	03-May-18
530389	GEEFC	30-Apr-18	500245	KIRLFER	03-May-18
500010	HDFC	30-Apr-18	533519	L&TFH	03-May-18
540526	IRBINVIT	30-Apr-18	500264	MAFATIND	03-May-18
500247	KOTAKBANK	30-Apr-18	540704	MATRIMONY	03-May-18
532889	KPRMILL	30-Apr-18	523828	MENONBE	03-May-18
530441	MAHAN	30-Apr-18	531209	NUCLEUS	03-May-18
530243	MANGASOF	30-Apr-18	540173	PNBHOUSING	03-May-18
533152	MBLINFRA	30-Apr-18	532497	RADICO	03-May-18
532391	OPTOCIRCUI	30-Apr-18	500412	TIRUMALCHM	03-May-18
506022	PRAKASH	30-Apr-18	500251	TRENT	03-May-18
531172	PRANAVSP	30-Apr-18	513375	CARBORUNIV	04-May-18
512105	PROAIMENT	30-Apr-18	505700	ELECON	04-May-18
532661	RML	30-Apr-18	511208	IVC	04-May-18
524204	TEEAI	30-Apr-18	539276	KAYA	04-May-18
511559	TIMESGTY	30-Apr-18	532525	MAHABANK	04-May-18
531279	TRISHAKT	30-Apr-18	532541	NIITTECH	04-May-18
500096	DABUR	01-May-18	506532	NITTAGELA	04-May-18
508906	EVERESTIND	01-May-18	500730	NOCIL	04-May-18
533217	HMVL	01-May-18	506590	PHILIPCARB	04-May-18
532331	AJANTPHARM	02-May-18	520075	SAMKRG	04-May-18
500040	CENTURYTEX	02-May-18	505978	TRITONV	04-May-18
532281	HCLTECH	02-May-18	532300	WOCKPHARMA	04-May-18
500182	HEROMOTOCO	02-May-18	524330	JAYAGROGN	05-May-18
532662	HTMEDIA	02-May-18	531221	MAYURFL	05-May-18
502330	IPAPPM	02-May-18	532410	TRANSCOR	05-May-18
523405	JMFINANCIL	02-May-18	531950	VERTEX	05-May-18
500165	KANSAINER	02-May-18	538835	INTELLECT	06-May-18
540768	MAHLOG	02-May-18	500086	EXIDEIND	07-May-18
531642	MARICO	02-May-18	526227	FILATEX	07-May-18
523630	NFL	02-May-18	532809	FSL	07-May-18
502420	ORIENTPPR	02-May-18	532174	ICICIBANK	07-May-18
532988	RANEENGINE	02-May-18	505800	RANEHOLDIN	07-May-18
504959	STOVACQ	02-May-18	500770	TATACHEM	07-May-18
500400	TATAPOWER	02-May-18	532301	TATACOFFEE	07-May-18
534369	TBZ	02-May-18	500002	ABB	08-May-18
503349	VICTMILL	02-May-18	590031	DENORA	08-May-18

Narnolia Earning Estimate Q4FY18

Date	Company Name	Sale			EBITDA			PAT		
		YoY	QoQ		YoY	QoQ		YoY	QoQ	
		Mar-18	Growth	Growth	Mar-18	Growth	Growth	Mar-18	Growth	Growth
24-Apr-18	PERSISTENT	756	3.95	(4.53)	99	(24.01)	(28.07)	69	(18.06)	(24.73)
24-Apr-18	ZENSARTECH	814	9.60	2.60	110	87.20	3.90	69	562.90	19.80
25-Apr-18	M&MFIN	1320	18.70	23.20	869	19.80	32.60	426	81.98	53.80
25-Apr-18	ULTRACEMCO	8730	32.40	15.00	1440	12.60	13.40	489	(29.90)	40.20
26-Apr-18	AXISBANK	4871	3.04	2.94	4286	(2.03)	11.22	702	(42.70)	(3.40)
26-Apr-18	BIOCON	1094	18.32	3.37	235	29.16	5.95	98	(31.68)	6.62
26-Apr-18	TATAELXSI	372	14.00	7.60	93	22.60	(0.60)	61	36.30	(3.40)
27-Apr-18	EQUITAS	276	24.63	2.97	80	68.73	92.27	42	504.90	(238.70)
27-Apr-18	MARUTI	21033	14.73	9.09	3247	21.23	6.90	2028	12.74	12.74
27-Apr-18	RBLBANK	523	48.40	11.80	377	33.70	13.00	182	39.80	10.10
27-Apr-18	RELIANCE	115610	36.25	15.87	18170	48.59	3.35	9521	18.21	0.80
27-Apr-18	SRTRANSFIN	1814	28.74	6.09	1429	25.08	5.95	355	137.21	(28.40)
28-Apr-18	MCX	78	24.64	27.90	28	113.78	107.50	31	41.80	65.30
28-Apr-18	SHREECEM	2607	9.50	13.52	616	20.48	16.40	329	8.10	12.30
30-Apr-18	CONCOR	1547	(0.70)	6.40	330	(33.40)	11.00	212	(49.90)	13.30
30-Apr-18	DHFL	808	50.72	29.12	613	33.66	9.15	333	34.17	8.83
30-Apr-18	HDFC	3398	19.08	16.05	3194	14.02	17.06	2363	15.63	18.67
30-Apr-18	KOTAKBANK	2528	16.92	5.62	1821	7.00	0.06	1049	7.45	(0.36)

Street Consensus Earning Estimate Q4FY18

Date	Company Name	Sale			EBITDA			PAT		
		YoY	QoQ		YoY	QoQ		YoY	QoQ	
		Mar-18	Growth	Growth	Mar-18	Growth	Growth	Mar-18	Growth	Growth
25-Apr-18	BAJAJCORP	224	9.60	7.70	72	9.10	6.50	60	14.10	8.90
24-Apr-18	BHARTIARTL	19862	(9.43)	(2.30)	6798	(13.49)	(8.96)	154	(81.13)	(70.99)
24-Apr-18	COROMANDEL	2598	15.00	(3.60)	293	7.70	(7.80)	162	12.10	(6.00)
24-Apr-18	COROMANDEL	2598	15.00	(3.60)	293	7.70	(7.80)	162	12.10	(6.00)
26-Apr-18	ESSELPACK	689	12.40	15.70	126	4.90	10.00	52	(1.00)	18.70
24-Apr-18	IDFCBANK	573	11.00	12.00	360	38.00	77.00	198	12.00	35.00
24-Apr-18	OBEROIRLTY	352	21.56	(1.21)	187	23.42	(2.92)	113	11.00	(5.96)
26-Apr-18	RALLIS	411	18.00	5.30	46	9.80	21.90	27	(14.40)	6.20
27-Apr-18	SHOPERSTOP	883	(3.00)	(8.30)	50	(4.20)	(36.60)	11	(6.70)	(66.80)
26-Apr-18	SHRIRAMCIT	870	21.96	(5.01)	501	16.00	(8.00)	132	997.06	(41.54)
25-Apr-18	STRTECH	930	31.50	11.40	221	36.30	9.70	110	60.10	11.00
26-Apr-18	SUPREMEIND	1495	16.60	17.00	263	8.50	33.10	163	9.90	56.20
24-Apr-18	TEJASNET	174	(32.50)	(23.10)	33	(42.30)	(34.30)	30	(11.50)	0.00
28-Apr-18	THYROCARE	101	15.00	20.30	40	21.40	13.80	32	68.70	49.00
27-Apr-18	UPL	5919	10.82	41.14	1247	10.89	50.37	708	(16.07)	11.97
25-Apr-18	WIPRO	13971	(0.15)	2.25	2899	4.08	3.17	2168	12.05	11.95

Result Q4FY18

BSE Code	Company Name	Sale	Sale Growth	PAT	PAT Growth
532628	3IINFOTECH	279.63	9.44	23.78	(28.67)
500670	GNFC	1764.70	46.64	328.99	37.99
534816	INFRATEL	1672.80	4.20	606.00	1.58
500407	SWARAJENG	185.26	15.23	17.87	16.95
500253	LICHSGFIN	1058.00	1.40	539.00	2.00
532960	IBVENTURES	273.00	1.31	61.00	13.00
532732	KKCL	120.00	(1.16)	19.50	(18.03)
500390	RELINFRA	5167.00	3.49	160.00	290.82
532848	DELTACORP	163.35	51.07	45.66	301.94
500150	FOSECOIND	93.60	6.28	7.93	10.14
533228	BHARATFIN	539.16	46.57	210.51	(189.61)

Economic Calendar

Country	Monday 23th Apr 18	Tuesday 24th Apr 18	Wednesday 25th Apr 18	Thursday 26th Apr 18	Friday 27th Apr 18
US	Flash Manufacturing PMI , Flash Services PMI , Existing Home Sales	Philly Fed Manufacturing Index , HPI m/m , S&P/CS Composite-20 HPI y/y , CB Consumer Confidence , New Home Sales , Richmond Manufacturing Index	Crude Oil Inventories	Core Durable Goods Orders m/m , Durable Goods Orders m/m , Unemployment Claims, Durable Goods Orders m/m , Goods Trade Balance , Prelim Wholesale Inventories m/m , Natural Gas Storage	Advance GDP q/q , Advance GDP Price Index q/q , Employment Cost Index q/q , Revised UoM Consumer Sentiment , Revised UoM Inflation Expectations
UK/EURO ZONE	French Flash Manufacturing PMI , French Flash Services PMI, German Flash Manufacturing PMI , German Final Services PMI , Flash Manufacturing PMI , Flash Services PMI, Spanish Services PMI, CBI Industrial Order Expectations , German Buba Monthly Report	German Ifo Business Climate ,Public Sector Net Borrowing		Italian Prelim CPI m/m , CBI Realized Sales , Italian 10-y Bond Auction , Minimum Bid Rate , ECB Press Conference , GfK Consumer Confidence	German Retail Sales m/m , Nationwide HPI m/m, French Consumer Spending m/m, Spanish Flash CPI y/y ,Spanish Flash GDP q/q, Spanish Unemployment Rate , Italian Monthly Unemployment Rate , Prelim GDP q/q , High Street Lending , Index of Services 3m/3m
INDIA					



Narnolia Securities Ltd

201 | 2nd Floor | Marble Arch Building | 236B-AJC Bose
Road | Kolkata-700 020 , Ph : 033-40501500

email: narnolia@narnolia.com,
website : www.narnolia.com

Risk Disclosure & Disclaimer: This report/message is for the personal information of the authorized recipient and does not construe to be any investment, legal or taxation advice to you. Narnolia Securities Ltd. (Hereinafter referred as NSL) is not soliciting any action based upon it. This report/message is not for public distribution and has been furnished to you solely for your information and should not be reproduced or redistributed to any other person in any form. The report/message is based upon publicly available information, findings of our research wing "East wind" & information that we consider reliable, but we do not represent that it is accurate or complete and we do not provide any express or implied warranty of any kind, and also these are subject to change without notice. The recipients of this report should rely on their own investigations, should use their own judgment for taking any investment decisions keeping in mind that past performance is not necessarily a guide to future performance & that the the value of any investment or income are subject to market and other risks. Further it will be safe to assume that NSL and /or its Group or associate Companies, their Directors, affiliates and/or employees may have interests/ positions, financial or otherwise, individually or otherwise in the recommended/mentioned securities/mutual funds/ model funds and other investment products which may be added or disposed including & other mentioned in this report/message.