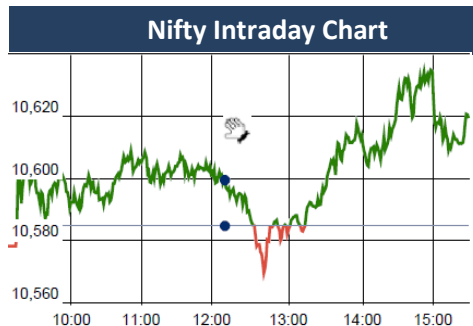


### KEY LEVELS

Support 1 : 10520  
Support 1 : 10490

Resistance 1 : 10600  
Resistance 2 : 10640



### Event Today

#### Result

ATFL , BAJAJCORP , GHCL  
IBREALEST , KSBPUMPS, M&MFIN  
RNAME , STRTECH ,SYNGENE  
ULTRACEMCO , WENDT  
WIPRO

#### Concall

IDFC Bank : 10:30 AM  
IC Housing : 1:30 PM ,Bharti Airtel : 2:30 AM  
Coromandel Intl : 2:30 PM  
UltraTech : 3:30 PM  
IndiGrid , Zensar , Tejas : 4:00 PM  
Raymond , Oberoi Realty : 4:00 PM  
Reliance Home Finance : 4:00 PM  
Virinchi : 4:30 PM , M&M Fin : 5:30 PM  
Sterlite Tech : 5:00 PM  
ICICI Lombard Gen Insurs : 6:30 PM  
Wipro : 7:15 PM

#### Dividend

CASTROLIND : Rs 2.5/-  
MINDTREE : Rs 2/-  
PAPERPROD : Rs 3/-  
( Exdate : 25.4.2018)

#### Amalgamation

GLOSTER  
( Exdate : 25.4.2018)

#### Stock Split

NBCC ( From Rs.2/- to Rs.1/-)  
( Exdate : 25.4.2018)

### Market Outlook

Indian equities gave a range bound and choppy movement throughout yesterday and after opening on a subdued note, Nifty fell to make a low of 10569.30 and then it rose to make a high of 10636.70 yesterday. At the end of the day, the index closed at 10614.35. It had a net gain of 0.28% over the previous trading day's close. The small cap and midcap indices under-performed the bench mark index and closed the day in red.

On the sectoral front, some buying interest was witnessed in oil & gas stocks while Metal, Media and Information Technology indices have shown some weakness. The breadth of the market was slightly negative with more declines than advances.

Nifty facing strong barrier of 10640!

Tuesday, Nifty opened around 10578, made a low of 10569, then after making a high of 10636 closed around 10614(+29), however entire day trading range was only 67 points.

In line with our earlier view, Nifty is trading in a broader range of 10630-10530; however we will maintain similar view unless it decisively trades below 10530 levels. Nevertheless Nifty is facing resistance from upper levels of range 10635 levels even on second day, and possibility of breaching lower side of the range cannot be ruled out. One needs to be cautious as and if Nifty trades below 10550 levels.

Key resistances are around 10600-10640 and immediate supports are seen around 10520-10490.

Market		
Market	Value	% Change
<b>Morning Traded Market</b>		
SGX NIFTY	10,578.00	-0.40%
NIKKIE	22,198.91	-0.36%
HANG SENG	30,486.86	-0.49%
<b>Yesterday Closing Market</b>		
Sensex	34,450.77	0.10%
Nifty	10,584.70	0.20%
DOW	24,024.13	-1.74%
NASDAQ	7,007.35	-1.73%
CAC	5,444.16	0.10%
DAX	12,550.82	-0.17%
FTSE	7,425.40	0.36%
EW ALL SHARE	19,652.10	0.15%

% Change in 1 day

### Commodity Price ( Yesterday Closing )

Commodity/Currencies	Value	% Change
GOLD	31372.00	0.30%
SILVER	39586.00	0.18%
CRUDEOIL	73.88	0.03%
NATURALGAS	187.30	0.97%
DOLLAR/RS.	66.38	-0.14%
EURO/RS.	81.08	-0.30%
POUND/RS.	92.36	-0.12%

% Change in 1 day

### Institutional Turnover

FII			
Investor	Buy(Cr.)	Sale(Cr.)	Net(Cr.)
24-Apr-18	4356	5037	(681)
Apr-18	76208	82317	(6108)
2018	431189	438444	(7255)
DII			
Investor	Buy(Cr.)	Sale(Cr.)	Net(Cr.)
23-Apr-18	3383	2875	509
Apr-18	56742	50090	6652
2018	311292	279734	31558

**Quote of the Day** : "The line separating investment and speculation, which is never bright and clear, becomes blurred still further when most market participants have recently enjoyed triumphs. Nothing sedates rationality like large doses of effortless money." **Warren Buffett**

**CHOLAFIN**

"ACCUMULATE"

25th Apr 2018

CHOLAFIN has well diversified assets portfolio into vehicle financing (74%), home equity segment (23%) and newer segment-MSME/Home loan (3%). AUM has growing at 18% CAGR backed by 17% CAGR in vehicle finance and 18% CAGR in home equity over last 5 years. CHOLAFIN has been reporting strong performance in all the key metrics. AUM growth has bounced backed due to strong CVs sales in the industry. Despite the intensive competition on pricing front, management has able to upheld the yield due to focus on higher yielding assets. Asset quality has been continuously improving due to increased collection efforts. We increase our earnings estimate for FY19/FY20 by 7%/8% respectively factoring stable NIM and higher AUM growth. We expect company to report RoE/RoA of 21%/2.8% in FY20. We assign 4X multiple to FY20e BV of CHOLAFIN and arrive at a target price of Rs 1822. Recommend ACCUMULATE.

**PERSISTENT**

"REDUCE"

25th Apr 2018

Persistent delivered one of the weakest performance in 4QFY18 with revenues at Rs 753crore(-5%QOQ) led by decline in IP led business and alliance business. PAT stood at Rs 74crore(-19% QOQ). EBITA margin for the quarter came at 14.4% declined by 300 bps QOQ. Going forward the management expects larger deal wins in Healthcare and Financial Services which gives us better revenue visibility in FY19. However, as stated by management that its IP led partner is not working as per the plan which will be the concern for the company going ahead. Even segments like Alliance and accelerite need more focus to post better revenue growth in coming quarters. Factoring in weakness in IP led business and alliance business, we have Reduce the stock with target price Rs 650(20x FY19EPS)

\*For details, refer to our daily report- India Equity Analytics

**Top News****CHOLAFIN 4QFY18 Concall**

>>GNPA is at is at 1278 Cr corresponding to 1617 Cr last year. with the recover from SARFAESI ACT gnpa may further reduce.40% of the total GNPA is in SARFAESI.

>>CHOLAFIN to leveraging securitization cost to reduce cost of fund

>>Marginal cost is around 8.2%-8.3%.

>>170 branches has been opened this year.

>>Pent up demand and hub spoke model is increasing sale of LCV.

>>East & North india registering higher growth in cv segment

>>Used vehicle disbursement is 30% which is more than 26% disbursement of HCV and LCV

>>Ban on overloading, increase in hub and spoke model, huge demand of dipper and construction vehicles, improving GDP are the reason of growth

>>Disbursement of 15-20% for FY19 in Home Equity segment.

>> **Strides Shasun** said its board has approved a proposal to divest its entire shareholding in Strides Chemicals to Mumbai-based Solara Active Pharma Sciences for Rs 131 crore. Strides Chemicals, a subsidiary of Strides Shasun, is into developing and manufacturing of active pharmaceutical ingredients (APIs)

>> **Future Enterprises** said it has raised Rs 500 crore by allotting non-convertible debentures (NCDs) on a private placement basis. The committee of directors of the company...considered, approved and allotted...secured, rated, redeemable non-convertible debentures of Rs 10 lakh each aggregating to Rs 500 crore on private placement basis

>> **Tata Consultancy Services (TCS)** has partnered with Bonnier AB to help the Nordic media conglomerate consolidate and rationalise computing and telephony infrastructure. No financial details of the deal were disclosed.

>> **Hero MotoCorp** has increased prices of its models by up to Rs 625 with immediate effect. The upward revision in prices of bike and scooter models has been done to partially off-set rising input costs, including the prices of commodities,

>> **BEML** is looking for localisation of coaches for Ahmedabad-Mumbai bullet train project through a tie-up with Japanese company Hitachi, with which it recently signed a memorandum of understanding. Company is looking to contribute for the bullet train project (between Ahmedabad and Mumbai). It is a Japanese funded project, so Japanese companies will be involved. Two Japanese companies which qualify to participate are Hitachi and Kawasaki

>> **Dilip Buildcon** said its SPV has entered into a pact with NHAI for Rs 2,991.70 crore projects in Karnataka. A special purpose vehicle (SPV) Ashoka Mallasandra Karadi Road Private Ltd has entered into a concession agreement with National Highways Authority of India (NHAI) for four-laning of Tumkur — Shivamogga section of NH 206 from Mallasandra to Karadi Village on hybrid annuity mode.

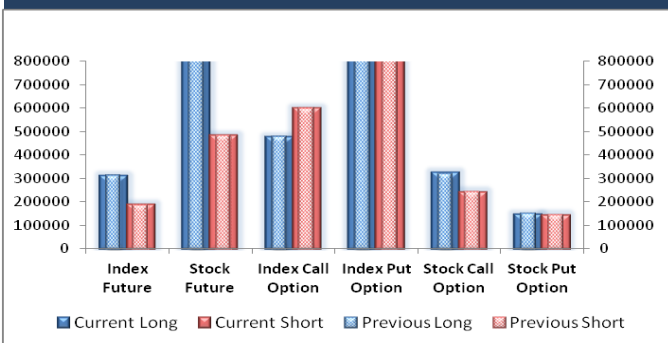
>> **RPP Infra Projects** said it has bagged Rs 83.7 crore order from Kerala Infrastructure and Technology for Education (KITE). The contract is for modernisation of schools to international standards and betterment of infrastructure facilities in 10 schools. The work is to be completed within nine months

### Block Deal

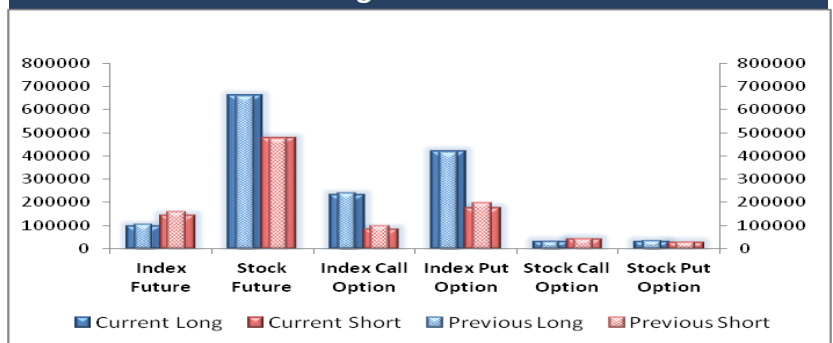
Exchange	Deal Date	Company	Client Name	Deal Type	Quantity	Price
NSE	24-Apr-18	ADVENZYMES	HDFC MUTUAL FUND	BUY	2200000	226
NSE	24-Apr-18	AJMERA	ARIIL TRUST .	BUY	500000	275
NSE	24-Apr-18	GATI	ASHWIN STOCKS AND INVESTMENT PRIVATE LIMITED	BUY	581213	120
NSE	24-Apr-18	GSS	ARCADIA SHARE & STOCK BROKERS PRIVATE LIMITED	BUY	347678	72
NSE	24-Apr-18	GSS	GOEL NIKHIL	BUY	1123693	74
NSE	24-Apr-18	GSS	LOPA SAUMIL BHAVNAGARI	BUY	200000	74
NSE	24-Apr-18	GSS	QE SECURITIES	BUY	86180	74
NSE	24-Apr-18	GSS	SWAY FINANCIAL SERVICES	BUY	152184	74
NSE	24-Apr-18	GSS	VICKY R. JHAVERI	BUY	267614	72
NSE	24-Apr-18	KWALITY	RANA FOODSTECH PRIVATE LIMITED	BUY	500000	54
NSE	24-Apr-18	LIBAS	AUM SARVAGYAYA PARTNERS	BUY	42000	126
NSE	24-Apr-18	PATINTLOG	MUKUL MAHESHWARI	BUY	103866	69
NSE	24-Apr-18	ADVENZYMES	CHANDRAKANT RATHI INNOVATIONS & PROJECTS PVT LTD	SELL	2330535	226
NSE	24-Apr-18	AJMERA	RAJNIKANT SHAMALJI AJMERA	SELL	500000	275
NSE	24-Apr-18	GATI	ASHWIN STOCKS AND INVESTMENT PRIVATE LIMITED	SELL	420000	120
NSE	24-Apr-18	GSS	ARCADIA SHARE & STOCK BROKERS PRIVATE LIMITED	SELL	344178	72
NSE	24-Apr-18	GSS	GOEL NIKHIL	SELL	1123693	73
NSE	24-Apr-18	GSS	QE SECURITIES	SELL	86180	74
NSE	24-Apr-18	GSS	SWAY FINANCIAL SERVICES	SELL	152184	73
NSE	24-Apr-18	GSS	VICKY R. JHAVERI	SELL	267614	74
NSE	24-Apr-18	HATHWAY	CLSA GLOBAL MARKETS PTE LTD	SELL	25544922	36
NSE	24-Apr-18	KWALITY	RANA FOODSTECH PRIVATE LIMITED	SELL	1400000	50
NSE	24-Apr-18	PATINTLOG	MUKUL MAHESHWARI	SELL	103866	69

### F&O OPEN INTEREST ( Number of Contracts )

#### Individual

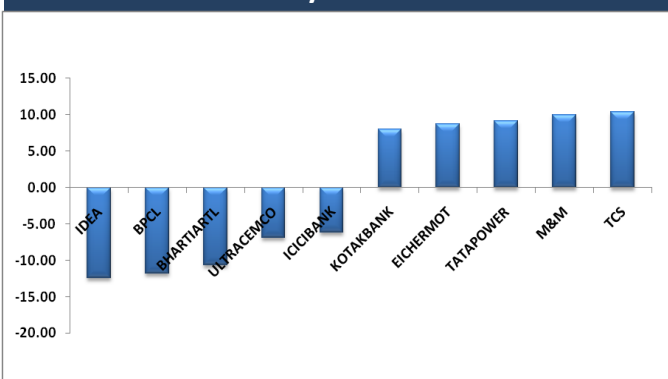


#### Foreign Institutions



### MARKET MOVERS (1 MONTH CHANGE)

#### Nifty Movers



#### NSE Sectoral Indices Performance



### Result Calendar Q4FY18

BSE Code	Company Name	Date	BSE Code	Company Name	Date
500215	ATFL	25-Apr-18	539844	EQUITAS	27-Apr-18
533229	BAJAJCORP	25-Apr-18	532659	IDFC	27-Apr-18
540798	FSC	25-Apr-18	501298	INDPRUD	27-Apr-18
500171	GHCL	25-Apr-18	532642	JSWHL	27-Apr-18
532832	IBREALEST	25-Apr-18	526923	KUMAKAIND	27-Apr-18
540716	ICICIGI	25-Apr-18	532313	MAHLIFE	27-Apr-18
532508	JSL	25-Apr-18	532500	MARUTI	27-Apr-18
500249	KSBPUMPS	25-Apr-18	500126	MERCK	27-Apr-18
532720	M&M;MFIN	25-Apr-18	504112	NELCO	27-Apr-18
540519	MEERA	25-Apr-18	540065	RBLBANK	27-Apr-18
522036	MIVENMACH	25-Apr-18	500325	RELIANCE	27-Apr-18
540767	RNAM	25-Apr-18	540181	SALEM	27-Apr-18
532374	STRTECH	25-Apr-18	532638	SHOPERSTOP	27-Apr-18
539268	SYNGENE	25-Apr-18	531359	SRAMSET	27-Apr-18
532538	ULTRACEMCO	25-Apr-18	511218	SRTRANSFIN	27-Apr-18
505412	WENDT	25-Apr-18	500429	UNIPHOS	27-Apr-18
507685	WIPRO	25-Apr-18	512070	UPL	27-Apr-18
532268	ACCELYA	26-Apr-18	534392	VSSL	27-Apr-18
522134	ARTSONEN	26-Apr-18	532893	VTMLTD	27-Apr-18
520119	ASAL	26-Apr-18	512245	ZNIVITRD	27-Apr-18
540611	AUBANK	26-Apr-18	505506	AXONVL	28-Apr-18
532215	AXISBANK	26-Apr-18	531340	BERVINL	28-Apr-18
532380	BABA	26-Apr-18	511196	CANFINHOME	28-Apr-18
532523	BIOCON	26-Apr-18	521176	GANGOTRI	28-Apr-18
532974	BIRLAMONEY	26-Apr-18	532822	IDEA	28-Apr-18
533167	COROENGG	26-Apr-18	500250	LGBBROSLTD	28-Apr-18
500135	ESSELPRO	26-Apr-18	534091	MCX	28-Apr-18
531399	GGAUTO	26-Apr-18	519494	NKIND	28-Apr-18
509675	HIL	26-Apr-18	531265	PROGRESV	28-Apr-18
540750	IEX	26-Apr-18	531447	ROCKONENT	28-Apr-18
506522	JLMORI	26-Apr-18	513709	SHILGRAVQ	28-Apr-18
539597	JSLHISAR	26-Apr-18	500387	SHREECEM	28-Apr-18
505283	KIRLPNU	26-Apr-18	526479	SKYIND	28-Apr-18
500313	OILCOUNTUB	26-Apr-18	523756	SREINFRA	28-Apr-18
501144	PEOPLIN	26-Apr-18	513605	SRIPIPES	28-Apr-18
500355	RALLIS	26-Apr-18	531003	SWRNASE	28-Apr-18
500111	RELCAPITAL	26-Apr-18	539871	THYROCARE	28-Apr-18
540719	SBILIFE	26-Apr-18	517552	ADVNCMIC	30-Apr-18
532498	SHRIRAMCIT	26-Apr-18	531147	ALICON	30-Apr-18
509930	SUPREMEIND	26-Apr-18	509053	BANASFN	30-Apr-18
531638	SURAJLTD	26-Apr-18	500878	CEATLTD	30-Apr-18
500408	TATAELXSI	26-Apr-18	531344	CONCOR	30-Apr-18
513434	TATAMETALI	26-Apr-18	511072	DHFL	30-Apr-18
532648	YESBANK	26-Apr-18	531346	EASTRED	30-Apr-18
505036	ACGL	27-Apr-18	530389	GEEFC	30-Apr-18
500027	ATUL	27-Apr-18	500010	HDFC	30-Apr-18
541153	BANDHANBNK	27-Apr-18	540526	IRBINVIT	30-Apr-18

522285	JAYNECOIND	30-Apr-18	500870	CASTROLIND	03-May-18
500247	KOTAKBANK	30-Apr-18	500280	CENTENKA	03-May-18
532889	KPRMILL	30-Apr-18	532443	CERA	03-May-18
530441	MAHAN	30-Apr-18	526821	DAICHI	03-May-18
590078	MAITHANALL	30-Apr-18	523708	EIMCOELECO	03-May-18
530243	MANGASOF	30-Apr-18	531162	EMAMILTD	03-May-18
500206	MARGOFIN	30-Apr-18	523754	EPCIN	03-May-18
533152	MBLINFRA	30-Apr-18	501455	GREAVESCOT	03-May-18
532391	OPTOCIRCUI	30-Apr-18	533263	GREENPOWER	03-May-18
506022	PRAKASH	30-Apr-18	500185	HCC	03-May-18
531172	PRANAVSP	30-Apr-18	532129	HEXAWARE	03-May-18
512105	PROAIMENT	30-Apr-18	500183	HFCL	03-May-18
532661	RML	30-Apr-18	533148	JSWENERGY	03-May-18
506642	SADHNANIQ	30-Apr-18	500245	KIRLFER	03-May-18
540757	SCPL	30-Apr-18	533519	L&TFH	03-May-18
507514	SDBL	30-Apr-18	500264	MAFATIND	03-May-18
524204	TEEI	30-Apr-18	540704	MATRIMONY	03-May-18
511559	TIMESGTY	30-Apr-18	523828	MENONBE	03-May-18
531279	TRISHAKT	30-Apr-18	531209	NUCLEUS	03-May-18
500096	DABUR	01-May-18	535754	ORIENTCEM	03-May-18
508906	EVERESTIND	01-May-18	540173	PNBHOUSING	03-May-18
533217	HMVL	01-May-18	532497	RADICO	03-May-18
500201	INDIAGLYCO	01-May-18	500412	TIRUMALCHM	03-May-18
531456	MINAXI	01-May-18	500251	TRENT	03-May-18
523558	NETWORK	01-May-18	523261	VENKYS	03-May-18
532331	AJANTPHARM	02-May-18	513149	ACROW	04-May-18
500040	CENTURYTEX	02-May-18	500425	AMBUJACEM	04-May-18
533208	EMAMIPAP	02-May-18	513375	CARBORUNIV	04-May-18
532281	HCLTECH	02-May-18	506401	DEEPAKNI	04-May-18
500182	HEROMOTOCO	02-May-18	505700	ELECON	04-May-18
532662	HTMEDIA	02-May-18	500620	GESHIP	04-May-18
502330	IPAPPM	02-May-18	521016	ICIL	04-May-18
523405	JMFINANCIL	02-May-18	511473	INDBANK	04-May-18
500165	KANSAINER	02-May-18	523465	INDBNK	04-May-18
540768	MAHLOG	02-May-18	511208	IVC	04-May-18
531642	MARICO	02-May-18	539276	KAYA	04-May-18
523630	NFL	02-May-18	532525	MAHABANK	04-May-18
502420	ORIENTPPR	02-May-18	532541	NIITTECH	04-May-18
532900	PAISALO	02-May-18	506532	NITTAGELA	04-May-18
532988	RANEENGINE	02-May-18	500730	NOCIL	04-May-18
522034	SHANTIGEAR	02-May-18	506590	PHILPCARB	04-May-18
504959	STOVACQ	02-May-18	520075	SAMKRG	04-May-18
500400	TATAPOWER	02-May-18	505978	TRITONV	04-May-18
534369	TBZ	02-May-18	532300	WOCKPHARMA	04-May-18
503349	VICTMILL	02-May-18	524330	JAYAGROGN	05-May-18
532721	VISASTEEL	02-May-18	531221	MAYURFL	05-May-18
501370	WALCHPF	02-May-18	524572	PHARMAID	05-May-18
532921	ADANIPOINTS	03-May-18	532410	TRANSCOR	05-May-18
533096	ADANIPOWER	03-May-18	531950	VERTEX	05-May-18



### Narnolia Earning Estimate Q4FY18

Date	Company Name	Sale			EBITDA			PAT		
		YoY	QoQ		YoY	QoQ		YoY	QoQ	
		Mar-18	Growth	Growth	Mar-18	Growth	Growth	Mar-18	Growth	Growth
24-Apr-18	PERSISTENT	756	3.95	(4.53)	99	(24.01)	(28.07)	69	(18.06)	(24.73)
24-Apr-18	ZENSARTECH	814	9.60	2.60	110	87.20	3.90	69	562.90	19.80
25-Apr-18	M&MFIN	1320	18.70	23.20	869	19.80	32.60	426	81.98	53.80
25-Apr-18	ULTRACEMCO	8730	32.40	15.00	1440	12.60	13.40	489	(29.90)	40.20
26-Apr-18	AXISBANK	4871	3.04	2.94	4286	(2.03)	11.22	702	(42.70)	(3.40)
26-Apr-18	BIOCON	1094	18.32	3.37	235	29.16	5.95	98	(31.68)	6.62
26-Apr-18	TATAELXSI	372	14.00	7.60	93	22.60	(0.60)	61	36.30	(3.40)
27-Apr-18	EQUITAS	276	24.63	2.97	80	68.73	92.27	42	504.90	(238.70)
27-Apr-18	MARUTI	21033	14.73	9.09	3247	21.23	6.90	2028	12.74	12.74
27-Apr-18	RBLBANK	523	48.40	11.80	377	33.70	13.00	182	39.80	10.10
27-Apr-18	RELIANCE	115610	36.25	15.87	18170	48.59	3.35	9521	18.21	0.80
27-Apr-18	SRTRANSFIN	1814	28.74	6.09	1429	25.08	5.95	355	137.21	(28.40)
28-Apr-18	MCX	78	24.64	27.90	28	113.78	107.50	31	41.80	65.30
28-Apr-18	SHREECEM	2607	9.50	13.52	616	20.48	16.40	329	8.10	12.30
30-Apr-18	CONCOR	1547	(0.70)	6.40	330	(33.40)	11.00	212	(49.90)	13.30
30-Apr-18	DHFL	808	50.72	29.12	613	33.66	9.15	333	34.17	8.83
30-Apr-18	HDFC	3398	19.08	16.05	3194	14.02	17.06	2363	15.63	18.67
30-Apr-18	KOTAKBANK	2528	16.92	5.62	1821	7.00	0.06	1049	7.45	(0.36)

### Street Consensus Earning Estimate Q4FY18

Date	Company Name	Sale			EBITDA			PAT		
		YoY	QoQ		YoY	QoQ		YoY	QoQ	
		Mar-18	Growth	Growth	Mar-18	Growth	Growth	Mar-18	Growth	Growth
25-Apr-18	BAJAJCORP	224	9.60	7.70	72	9.10	6.50	60	14.10	8.90
24-Apr-18	BHARTIARTL	19862	(9.43)	(2.30)	6798	(13.49)	(8.96)	154	(81.13)	(70.99)
24-Apr-18	COROMANDEL	2598	15.00	(3.60)	293	7.70	(7.80)	162	12.10	(6.00)
24-Apr-18	COROMANDEL	2598	15.00	(3.60)	293	7.70	(7.80)	162	12.10	(6.00)
26-Apr-18	ESSELPACK	689	12.40	15.70	126	4.90	10.00	52	(1.00)	18.70
24-Apr-18	IDFCBANK	573	11.00	12.00	360	38.00	77.00	198	12.00	35.00
24-Apr-18	OBEROIRLTY	352	21.56	(1.21)	187	23.42	(2.92)	113	11.00	(5.96)
26-Apr-18	RALLIS	411	18.00	5.30	46	9.80	21.90	27	(14.40)	6.20
27-Apr-18	SHOPERSTOP	883	(3.00)	(8.30)	50	(4.20)	(36.60)	11	(6.70)	(66.80)
26-Apr-18	SHRIRAMCIT	870	21.96	(5.01)	501	16.00	(8.00)	132	997.06	(41.54)
25-Apr-18	STRTECH	930	31.50	11.40	221	36.30	9.70	110	60.10	11.00
26-Apr-18	SUPREMEIND	1495	16.60	17.00	263	8.50	33.10	163	9.90	56.20
24-Apr-18	TEJASNET	174	(32.50)	(23.10)	33	(42.30)	(34.30)	30	(11.50)	0.00
28-Apr-18	THYROCARE	101	15.00	20.30	40	21.40	13.80	32	68.70	49.00
27-Apr-18	UPL	5919	10.82	41.14	1247	10.89	50.37	708	(16.07)	11.97
25-Apr-18	WIPRO	13971	(0.15)	2.25	2899	4.08	3.17	2168	12.05	11.95

### Result Q4FY18

BSE Code	Company Name	Sale	Sale Growth	PAT	PAT Growth
506395	COROMANDEL	2371	4.95	74	(49.03)
532798	NETWORK18	824	112.55	(45)	92.25
532800	TV18BRDCST	758	171.68	(1)	(117.83)
532454	BHARTIARTL	19634	(10.49)	419	(10.96)
523367	DCMSHRIRAM	1566	(2.35)	50	(67.91)
533273	OBEROIRLTY	345	19.15	143	40.37
533179	PERSISTENT	753	3.49	74	1.24
531879	PIONDIST	36	4.74	21	(285.19)
500330	RAYMOND	1630	10.60	54	61.76
500405	SUPPETRO	888	3.16	41	(41.12)
504966	TINPLATE	631	143.54	28	158.26
505854	TRF	81	(52.08)	(65)	(1752.91)
504067	ZENSARTECH	814	9.51	74	590.12
539437	IDFCBANK	453	(10.00)	42	(76.00)
511676	GICHSGFIN	297	11.00	60	28.00

### Economic Calendar

Country	Monday 23th Apr 18	Tuesday 24th Apr 18	Wednesday 25th Apr 18	Thursday 26th Apr 18	Friday 27th Apr 18
US	Flash Manufacturing PMI , Flash Services PMI , Existing Home Sales	Philly Fed Manufacturing Index , HPI m/m , S&P/CS Composite-20 HPI y/y , CB Consumer Confidence , New Home Sales , Richmond Manufacturing Index	Crude Oil Inventories	Core Durable Goods Orders m/m , Durable Goods Orders m/m , Unemployment Claims, Durable Goods Orders m/m , Goods Trade Balance , Prelim Wholesale Inventories m/m , Natural Gas Storage	Advance GDP q/q , Advance GDP Price Index q/q , Employment Cost Index q/q , Revised UoM Consumer Sentiment , Revised UoM Inflation Expectations
UK/EURO ZONE	French Flash Manufacturing PMI , French Flash Services PMI, German Flash Manufacturing PMI , German Final Services PMI , Flash Manufacturing PMI , Flash Services PMI, Spanish Services PMI, CBI Industrial Order Expectations , German Buba Monthly Report	German Ifo Business Climate ,Public Sector Net Borrowing		Italian Prelim CPI m/m , CBI Realized Sales , Italian 10-y Bond Auction , Minimum Bid Rate , ECB Press Conference , GfK Consumer Confidence	German Retail Sales m/m , Nationwide HPI m/m, French Consumer Spending m/m, Spanish Flash CPI y/y ,Spanish Flash GDP q/q, Spanish Unemployment Rate , Italian Monthly Unemployment Rate , Prelim GDP q/q , High Street Lending , Index of Services 3m/3m
INDIA					



## Narnolia Securities Ltd

201 | 2nd Floor | Marble Arch Building | 236B-AJC Bose  
Road | Kolkata-700 020 , Ph : 033-40501500

email: [narnolia@narnolia.com](mailto:narnolia@narnolia.com),  
website : [www.narnolia.com](http://www.narnolia.com)

**Risk Disclosure & Disclaimer:** This report/message is for the personal information of the authorized recipient and does not construe to be any investment, legal or taxation advice to you. Narnolia Securities Ltd. (Hereinafter referred as NSL) is not soliciting any action based upon it. This report/message is not for public distribution and has been furnished to you solely for your information and should not be reproduced or redistributed to any other person in any form. The report/message is based upon publicly available information, findings of our research wing "East wind" & information that we consider reliable, but we do not represent that it is accurate or complete and we do not provide any express or implied warranty of any kind, and also these are subject to change without notice. The recipients of this report should rely on their own investigations, should use their own judgment for taking any investment decisions keeping in mind that past performance is not necessarily a guide to future performance & that the the value of any investment or income are subject to market and other risks. Further it will be safe to assume that NSL and /or its Group or associate Companies, their Directors, affiliates and/or employees may have interests/ positions, financial or otherwise, individually or otherwise in the recommended/mentioned securities/mutual funds/ model funds and other investment products which may be added or disposed including & other mentioned in this report/message.