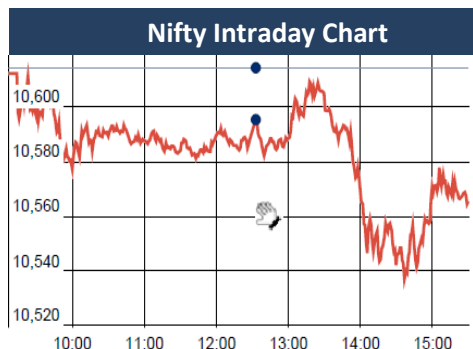


KEY LEVELS

Support 1 : 10540
Support 1 : 10495

Resistance 1 : 10640
Resistance 2 : 10680



Event Today

Result

ACCELYA , AUBANK , AXISBANK
BIOCON , BIRLAMONEY , HIL
RALLIS , RELCAPITAL , SBILIFE ,
SUPREMEIND , TATAELXSI
TATAMETALI , YESBANK

Concall

Reliance Nippon Life : 10:00 AM
Bajaj Corp : 11:00 AM , ATFL : 2 PM
Syngene , SBILIFE : 3:30
Supreme : 4:00 PM
GHCL : 4: 30 PM , Yes Bank : 5:00 PM
Raymond , Oberoi Realty : 4:00 PM
Axis Bank : 7:00 PM

Dividend

ELANTAS : Rs 4.5/-
SANOFI : Rs 53/-
(Exdate : 26.4.2018)

Bonus issue

KPEL : (Ratio : 3:10)

TEJNAKSH : (Ratio : 36:10)

(Exdate : 26.4.2018)

Stock Split

CITURGIA (From Rs. 10/- to Rs. 2/-)

(Exdate : 26.4.2018)

Market Outlook

Nifty opened on a subdued note and traded in the negative territory throughout yesterday's trading session. At last it ended the day at 10570.50. It had a net loss of 0.41% over the previous trading day's close. The midcap and small cap indices also moved in line with the bench mark index and closed the day after losing 0.4%-0.8%.

On the sectoral front, some buying interest was witnessed in Information Technology stocks while all other indices closed in red. The breadth of the market was negative and about two shares declined for every share advanced at NSE.

Nifty ready for short covering on expiry day? Wednesday, Nifty opened around 10612, made a high of 10612, then after making a low of 10536 closed around 10570(-43), however entire day trading range was 76 points.

In line with our earlier view, Nifty faced resistance from 10610-10640 levels. Rising crude oil prices and depreciation in Rupee along with higher US bond yield raising concern for Bulls. Although volatile action can be seen in market on expiry market and possibility of short covering cannot be ruled out. However one can go long in market near 10540 levels with sl of 10515 or breakout of 10620 levels for higher targets.

Key resistances are around 10640-10680 and immediate supports are seen around 10540-10495.

Market

Market	Value	% Change
Morning Traded Market		
SGX NIFTY	10,556.00	-0.11%
NIKKIE	22,329.92	0.51%
HANG SENG	30,219.06	-0.36%
Yesterday Closing Market		
Sensex	34,501.27	-0.33%
Nifty	10,570.55	-0.41%
DOW	24,083.83	0.25%
NASDAQ	7,003.74	-0.05%
CAC	5,413.30	-0.57%
DAX	12,422.30	-1.03%
FTSE	7,379.32	-0.62%
EW ALL SHARE	19,652.10	0.15%

% Change in 1 day

Commodity Price (Yesterday Closing)

Commodity/Currencies	Value	% Change
GOLD	31406.00	0.11%
SILVER	39490.00	-0.24%
CRUDEOIL	74.42	0.57%
NATURALGAS	188.40	0.59%
DOLLAR/RS.	66.89	0.77%
EURO/RS.	81.55	0.58%
POUND/RS.	93.38	0.73%

% Change in 1 day

Institutional Turnover

FII			
Investor	Buy(Cr.)	Sale(Cr.)	Net(Cr.)
25-Apr-18	4675	4980	(305)
Apr-18	80884	87297	(6413)
2018	435864	443424	(7560)
DII			
Investor	Buy(Cr.)	Sale(Cr.)	Net(Cr.)
25-Apr-18	3446	3010	436
Apr-18	60188	53100	7088
2018	314738	282744	31994

Quote of the Day : "You're looking for a mispriced gamble. That's what investing is. And you have to know enough to know whether the gamble is mispriced. That's value investing." **Charlie Munger**

M&MFIN

" ACCUMULATE"

26th Apr 2018

Growth for M&MFIN has picked up impressively in since last 2 quarter. Strong vehicle sales and improving rural economy will help to grow strongly going ahead. Capital adequacy ratio is at healthier level to support the expected growth. After shifting to 90 days NPA recognition norm, there has been clear picture on assets quality front. Although NPA remains elevated but it has given the signs of revival. Credit cost is expected to moderate to give boost to earnings going ahead.

We expect M&MFIN to report RoA/RoE of 2.2/14% in FY20. We value the stock at 3x BV on FY20 estimates and arrive at the target price of Rs 559. Recommend ACCUMULATE

ZENSARTECH

" ACCUMULATE"

26th Apr 2018

Zensartech reported in line 4QFY18 performance in revenue and margins. Revenue for the quarter stood at Rs 814 crore (3%QOQ growth) mainly led by strong performance in digital business. EBITDA margin stood at 11.7% as compared to 13.3% in previous quarter(decline of 1.6% QOQ) which is largely impacted by the the provision for doubtful debts kept for one of the US client. Going forward , digital which now contributes 41% of overall revenue , we expect will be key driver for FY19 mainly led by digital engineering capabilities , zensar return on digital and continued performance in foolproof. However decline in the IMS business will continue for next few quarter which management is working on to improve going ahead .

Thus we value the stock at target price of Rs 1334(20x FY19EPS) and recommend ACCUMULATE.

**For details, refer to our daily report- India Equity Analytics*

Top News**>> LICHSFIN 4qfy18 Concall Update**

- * Disbursement of housing is 10838 Cr, LAP is 4298 Cr.
- * PLR rate has been increased by 20bps in April.
- * FEE charges has also increased to 0.25% subject to max of 20000 in one group and 50000 in other group.
- * Planning to open 23 marketing offices for FY19 in region of MP, Chhattisgarh, Bihar, UP.
- * Prepayment has decreased to 9.8%-10%.
- * Incremental yield for core is 8.7%, builder is 13% and LAP IS 10.7%
- * 21000 Cr NCD at the rate of 8.4-8.5% is going to mature FY19.
- * Non performing loan is 525 Cr in home loan and 135 Cr in lap.

Guidance

- * Opex has spiked to 17%, management has guided for cost/income ratio in 15%-16% range.
- * Portfolio mix to remain same, project loan may increase by 1-2%.

>> IDFC BANK Q4FY18 CONCALL UPDATE:

- * Repositioning of balance sheet signs stronger in this FY18.
- * CASA has shown excellent growth of 173% YoY to Rs 5710 cr. It is expected to be around 10000 cr in FY19.
- * Network Merchant point has increased from 8142 in FY17 to 17474 in FY18.
- * Composition on advances has been changed. The bank is now focusing more towards Corporate than infrastructure loan. Corporate loan grew by 38% YoY due to taking market share whereas Infrastructure loan declined by 21%.
- * PSL Buyout reduced by 34% YoY because management thinks it is most cost effective.
- * Stressed Asset amounted to Rs 4874 cr has been sold to ARC. About 3700 cr has been provided and the PCR is expected to exceed 90%.
- * Technical write off during the quarter was Rs 998 cr.
- * Focus is more towards the wholesale book of emerging large

>> ICICI Prudential Life Mgt Guideline

- * The dip in the profit of company was due to the higher new business strain
- * The investment income was impacted due to a pass-through on account of a change in the mark-to-market on the unit-linked book
- * There has been no impact on the profit and loss (P&L)
- * There was a 71 percent growth in the annualised premium equivalent (A PE) of protection business resulting in the value of new business (VNB)
- * Company focus on Savings and protection Segment
- ** Company continued to make improvements in the persistency metrics.
- * The 13th month persistency improved to 86.9 percent in FY18 (from 84.7 percent a year ago) and this excludes single premium and group policies.
- * Company has an equal focus on the bancassurance as well as the agency channel . The agency business has seen a 28 percent growth.
- * Company is largely focused on growing business organically, but if something comes up that help in increasing distribution and in shareholder value accretive, Company\ will look at it at that point of time. There is nothing on the table right now

>> Reliance Home Finance (RHFL), a subsidiary of Reliance Capital, said it is targeting to achieve an assets under management (AUM) of Rs 50,000 crore by 2021 and is focusing on affordable housing for future growth.

With all the subsidies and tax sops that the government is providing, the overall mortgage sector is growing at 18 percent and we are focusing on the affordable housing segment, which is growing at 30 percent per annum .

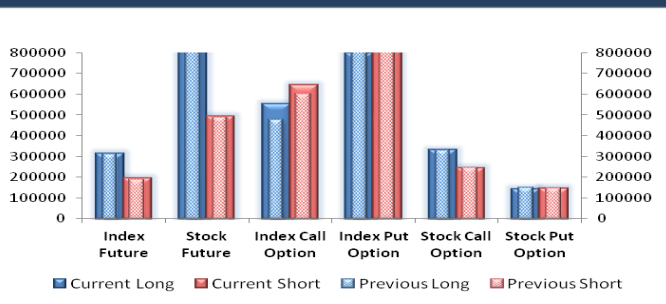
In FY18, RHFL grew at a faster pace than the industry, and significantly improved profits, driven by continued focus on operating efficiencies and emphasis on self-employed customers and affordable housing, both of which have a very high growth potential

Block Deal

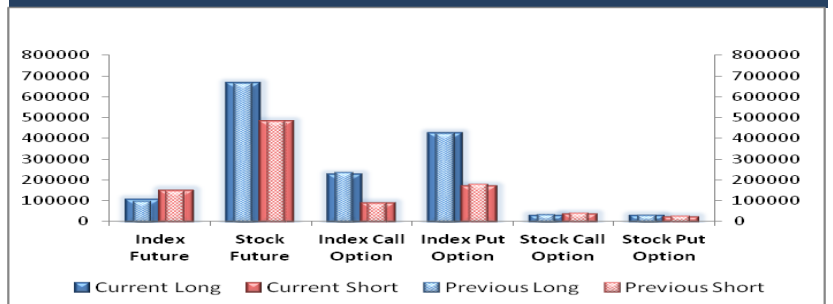
Exchange	Deal Date	Company	Client Name	Deal Type	Quantity	Price
NSE	25-Apr-18	BHAGYAPROP	MONEY GROW INVESTMENT	BUY	278239	29
NSE	25-Apr-18	CMMIPL	CONLECTA CAPITAL ADVISORS PRIVATE LIMITED	BUY	123000	58
NSE	25-Apr-18	DHFL	SKA SECURITIES AND FINANCIAL SERVICES PVT LTD	BUY	1794901	609
NSE	25-Apr-18	GATI	SHAASTRA SECURITIES TRADING PRIVATE LIMITED	BUY	633678	128
NSE	25-Apr-18	JINDCOT	JHAVERI TRADING AND INVESTMENT PVT LTD	BUY	400000	7
NSE	25-Apr-18	JINDCOT	RAI SHIVAZ	BUY	500000	7
NSE	25-Apr-18	NIITTECH	CROSSLAND TRADING CO	BUY	483292	1062
NSE	25-Apr-18	NIITTECH	WAY2WEALTH SECURITIES P LTD	BUY	307461	1059
NSE	25-Apr-18	PENTAGOLD	DHARA TECHNSYSTEM LLP	BUY	270000	37
NSE	25-Apr-18	PENTAGOLD	HRISHITA INVESTMENTS ADVISORY PRIVATE LIMITED	BUY	135000	37
NSE	25-Apr-18	SORILHOLD	SURYAKANCHAN VINIMAY PRIVATE LTD	BUY	300000	370
NSE	25-Apr-18	AMJUMBO	JIGAR PRAMODBHAI SHAH	SELL	10000	92
NSE	25-Apr-18	BHAGYAPROP	MONEY GROW INVESTMENT	SELL	278239	30
NSE	25-Apr-18	CMMIPL	CONLECTA CAPITAL ADVISORS PRIVATE LIMITED	SELL	99000	61
NSE	25-Apr-18	CORDSCABLE	SANJAY MALIAH	SELL	73300	92
NSE	25-Apr-18	DHFL	SKA SECURITIES AND FINANCIAL SERVICES PVT LTD	SELL	1794901	609
NSE	25-Apr-18	GATI	SHAASTRA SECURITIES TRADING PRIVATE LIMITED	SELL	633678	128
NSE	25-Apr-18	HATHWAY	CLSA GLOBAL MARKETS PTE LTD	SELL	25292364	34
NSE	25-Apr-18	JINDCOT	ALBULA INVESTMENT FUND LTD	SELL	1121938	7
NSE	25-Apr-18	NIITTECH	CROSSLAND TRADING CO	SELL	483292	1062
NSE	25-Apr-18	NIITTECH	WAY2WEALTH SECURITIES P LTD	SELL	307461	1059
NSE	25-Apr-18	PENTAGOLD	HARSHA RAJESHBHAI JHAVERI	SELL	90000	37
NSE	25-Apr-18	PENTAGOLD	JVENTURE MERCHANT BANKER SERVICES PRIVATE LIMITE	SELL	321000	37
NSE	25-Apr-18	SANGAMIND	ALBULA INVESTMENT FUND LTD	SELL	197500	125

F&O OPEN INTEREST (Number of Contracts)

Individual

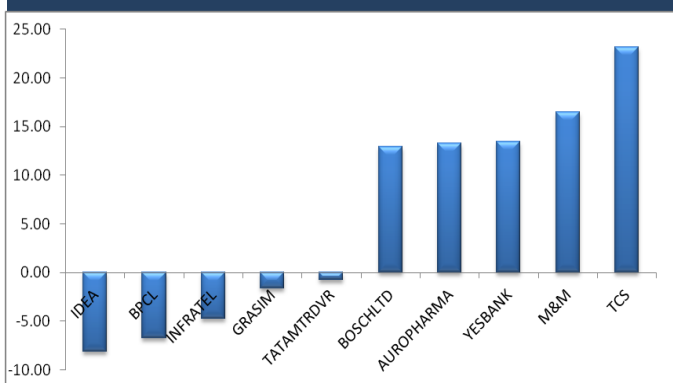


Foreign Institutions

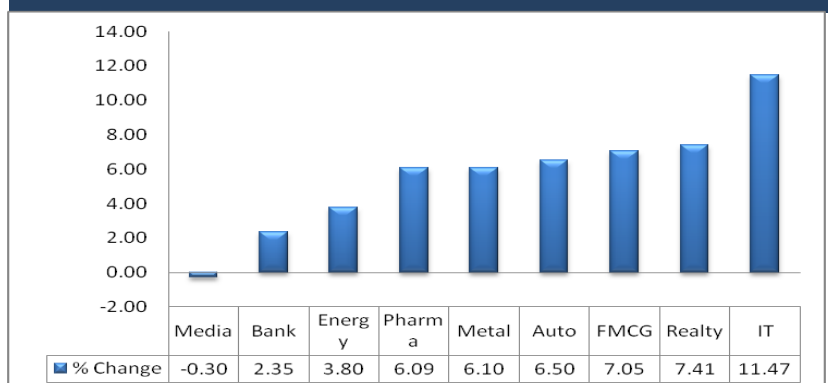


MARKET MOVERS (1 MONTH CHANGE)

Nifty Movers



NSE Sectoral Indices Performance



Result Calendar Q4FY18

BSE Code	Company Name	Date	BSE Code	Company Name	Date
532268	ACCELYA	26-Apr-18	512070	UPL	27-Apr-18
522134	ARTSONEN	26-Apr-18	534392	VSSL	27-Apr-18
520119	ASAL	26-Apr-18	532893	VTMLTD	27-Apr-18
540611	AUBANK	26-Apr-18	512245	ZNIVITRD	27-Apr-18
532215	AXISBANK	26-Apr-18	505506	AXONVL	28-Apr-18
532380	BABA	26-Apr-18	531340	BERVINL	28-Apr-18
532523	BIOCON	26-Apr-18	511196	CANFINHOME	28-Apr-18
532974	BIRLAMONEY	26-Apr-18	521176	GANGOTRI	28-Apr-18
533167	COROENGG	26-Apr-18	532822	IDEA	28-Apr-18
500135	ESSELPRO	26-Apr-18	500250	LGBBROSLTD	28-Apr-18
531399	GGAUTO	26-Apr-18	534091	MCX	28-Apr-18
509675	HIL	26-Apr-18	519494	NKIND	28-Apr-18
540750	IEX	26-Apr-18	531265	PROGRESV	28-Apr-18
506522	JLMORI	26-Apr-18	531447	ROCKONENT	28-Apr-18
539597	JSLHISAR	26-Apr-18	513709	SHILGRAVQ	28-Apr-18
505283	KIRLPNU	26-Apr-18	500387	SHREECEM	28-Apr-18
500313	OILCOUNTUB	26-Apr-18	526479	SKYIND	28-Apr-18
501144	PEOPLIN	26-Apr-18	523756	SREINFRA	28-Apr-18
500355	RALLIS	26-Apr-18	513605	SRIPIPES	28-Apr-18
500111	RELCAPITAL	26-Apr-18	531003	SWRNASE	28-Apr-18
540719	SBILIFE	26-Apr-18	539871	THYROCARE	28-Apr-18
532498	SHRIRAMCIT	26-Apr-18	517552	ADVNCMIC	30-Apr-18
509930	SUPREMEIND	26-Apr-18	531147	ALICON	30-Apr-18
531638	SURAJLTD	26-Apr-18	509053	BANASFN	30-Apr-18
500408	TATAELXSI	26-Apr-18	500878	CEATLTD	30-Apr-18
513434	TATAMETALI	26-Apr-18	531344	CONCOR	30-Apr-18
532648	YESBANK	26-Apr-18	511072	DHFL	30-Apr-18
505036	ACGL	27-Apr-18	531346	EASTRED	30-Apr-18
500027	ATUL	27-Apr-18	530389	GEEFC	30-Apr-18
541153	BANDHANBNK	27-Apr-18	500010	HDFC	30-Apr-18
539844	EQUITAS	27-Apr-18	500188	HINDZINC	30-Apr-18
532659	IDFC	27-Apr-18	540526	IRBINVIT	30-Apr-18
501298	INDPRUD	27-Apr-18	522285	JAYNECOIND	30-Apr-18
532642	JSWHL	27-Apr-18	500247	KOTAKBANK	30-Apr-18
526923	KUMAKAIND	27-Apr-18	532889	KPRMILL	30-Apr-18
532313	MAHLIFE	27-Apr-18	530441	MAHAN	30-Apr-18
532500	MARUTI	27-Apr-18	590078	MAITHANALL	30-Apr-18
500126	MERCK	27-Apr-18	530243	MANGASOF	30-Apr-18
504112	NELCO	27-Apr-18	500206	MARGOFIN	30-Apr-18
540065	RBLBANK	27-Apr-18	533152	MBLINFRA	30-Apr-18
500325	RELIANCE	27-Apr-18	532391	OPTOCIRCUI	30-Apr-18
540181	SALEM	27-Apr-18	506022	PRAKASH	30-Apr-18
532638	SHOPERSTOP	27-Apr-18	531172	PRANAVSP	30-Apr-18
531359	SRAMSET	27-Apr-18	512105	PROAIMENT	30-Apr-18
511218	SRTRANSFIN	27-Apr-18	532661	RML	30-Apr-18
590071	SUNDARMFIN	27-Apr-18	506642	SADHNANIQ	30-Apr-18
500429	UNIPHOS	27-Apr-18	540757	SCPL	30-Apr-18

507514	SDBL	30-Apr-18	501455	GREAVESCOT	03-May-18
524204	TEEAI	30-Apr-18	533263	GREENPOWER	03-May-18
511559	TIMESGTY	30-Apr-18	500185	HCC	03-May-18
531279	TRISHAKT	30-Apr-18	532129	HEXAWARE	03-May-18
500096	DABUR	01-May-18	500183	HFCL	03-May-18
508906	EVERESTIND	01-May-18	539984	HUIL	03-May-18
533217	HMVL	01-May-18	533148	JSWENERGY	03-May-18
500201	INDIAGLYCO	01-May-18	500245	KIRLFER	03-May-18
531456	MINAXI	01-May-18	533519	L&TFH	03-May-18
523558	NETWORK	01-May-18	500264	MAFATIND	03-May-18
532331	AJANTPHARM	02-May-18	540704	MATRIMONY	03-May-18
500040	CENTURYTEX	02-May-18	523828	MENONBE	03-May-18
533208	EMAMIPAP	02-May-18	500290	MRF	03-May-18
540267	FLORACORP	02-May-18	531209	NUCLEUS	03-May-18
532734	GPIL	02-May-18	535754	ORIENTCEM	03-May-18
532281	HCLTECH	02-May-18	540173	PNBHOUSING	03-May-18
500182	HEROMOTOCO	02-May-18	532497	RADICO	03-May-18
532662	HTMEDIA	02-May-18	500412	TIRUMALCHM	03-May-18
539448	INDIGO	02-May-18	500251	TRENT	03-May-18
502330	IPAPPM	02-May-18	523261	VENKYS	03-May-18
523405	JMFINANCIL	02-May-18	513149	ACROW	04-May-18
500165	KANSAINER	02-May-18	500425	AMBUJACEM	04-May-18
540768	MAHLOG	02-May-18	513375	CARBORUNIV	04-May-18
531642	MARICO	02-May-18	506401	DEEPAKNI	04-May-18
523630	NFL	02-May-18	500120	DIAMINESQ	04-May-18
502420	ORIENTPPR	02-May-18	505700	ELECON	04-May-18
532900	PAISALO	02-May-18	500620	GESHIP	04-May-18
532988	RANEENGINE	02-May-18	521016	ICIL	04-May-18
505509	RESPONIND	02-May-18	511473	INDBANK	04-May-18
522034	SHANTIGEAR	02-May-18	523465	INDBNK	04-May-18
500550	SIEMENS	02-May-18	511208	IVC	04-May-18
504959	STOVACQ	02-May-18	539276	KAYA	04-May-18
500400	TATAPOWER	02-May-18	532525	MAHABANK	04-May-18
504961	TATAYODOGA	02-May-18	532541	NIITTECH	04-May-18
534369	TBZ	02-May-18	506532	NITTAGELA	04-May-18
503349	VICTMILL	02-May-18	500730	NOCIL	04-May-18
532721	VISASTEEL	02-May-18	506590	PHILIPCARB	04-May-18
501370	WALCHPF	02-May-18	520075	SAMKRG	04-May-18
532144	WELCORP	02-May-18	505978	TRITONV	04-May-18
532921	ADANIPOINTS	03-May-18	522122	VOITHPAPR	04-May-18
533096	ADANIPOWER	03-May-18	532300	WOCKPHARMA	04-May-18
500870	CASTROLIND	03-May-18	540376	DMART	05-May-18
500280	CENTENKA	03-May-18	524330	JAYAGROGN	05-May-18
532443	CERA	03-May-18	500458	KORE	05-May-18
526821	DAICHI	03-May-18	531221	MAYURFL	05-May-18
532922	EDELWEISS	03-May-18	524572	PHARMAID	05-May-18
523708	EIMCOELECO	03-May-18	532410	TRANSCOR	05-May-18
531162	EMAMILTD	03-May-18	531950	VERTEX	05-May-18
523754	EPCIN	03-May-18	538835	INTELLECT	06-May-18

Narnolia Earning Estimate Q4FY18

Date	Company Name	Sale			EBITDA			PAT		
		YoY	QoQ		YoY	QoQ		YoY	QoQ	
		Mar-18	Growth	Growth	Mar-18	Growth	Growth	Mar-18	Growth	Growth
24-Apr-18	PERSISTENT	756	3.95	(4.53)	99	(24.01)	(28.07)	69	(18.06)	(24.73)
24-Apr-18	ZENSARTECH	814	9.60	2.60	110	87.20	3.90	69	562.90	19.80
25-Apr-18	M&MFIN	1320	18.70	23.20	869	19.80	32.60	426	81.98	53.80
25-Apr-18	ULTRACEMCO	8730	32.40	15.00	1440	12.60	13.40	489	(29.90)	40.20
26-Apr-18	AXISBANK	4871	3.04	2.94	4286	(2.03)	11.22	702	(42.70)	(3.40)
26-Apr-18	BIOCON	1094	18.32	3.37	235	29.16	5.95	98	(31.68)	6.62
26-Apr-18	TATAELXSI	372	14.00	7.60	93	22.60	(0.60)	61	36.30	(3.40)
27-Apr-18	EQUITAS	276	24.63	2.97	80	68.73	92.27	42	504.90	(238.70)
27-Apr-18	MARUTI	21033	14.73	9.09	3247	21.23	6.90	2028	12.74	12.74
27-Apr-18	RBLBANK	523	48.40	11.80	377	33.70	13.00	182	39.80	10.10
27-Apr-18	RELIANCE	115610	36.25	15.87	18170	48.59	3.35	9521	18.21	0.80
27-Apr-18	SRTRANSFIN	1814	28.74	6.09	1429	25.08	5.95	355	137.21	(28.40)
28-Apr-18	MCX	78	24.64	27.90	28	113.78	107.50	31	41.80	65.30
28-Apr-18	SHREECEM	2607	9.50	13.52	616	20.48	16.40	329	8.10	12.30
30-Apr-18	CONCOR	1547	(0.70)	6.40	330	(33.40)	11.00	212	(49.90)	13.30
30-Apr-18	DHFL	808	50.72	29.12	613	33.66	9.15	333	34.17	8.83
30-Apr-18	HDFC	3398	19.08	16.05	3194	14.02	17.06	2363	15.63	18.67
30-Apr-18	KOTAKBANK	2528	16.92	5.62	1821	7.00	0.06	1049	7.45	(0.36)

Street Consensus Earning Estimate Q4FY18

Date	Company Name	Sale			EBITDA			PAT		
		YoY	QoQ		YoY	QoQ		YoY	QoQ	
		Mar-18	Growth	Growth	Mar-18	Growth	Growth	Mar-18	Growth	Growth
25-Apr-18	BAJAJCORP	224	9.60	7.70	72	9.10	6.50	60	14.10	8.90
24-Apr-18	BHARTIARTL	19862	(9.43)	(2.30)	6798	(13.49)	(8.96)	154	(81.13)	(70.99)
24-Apr-18	COROMANDEL	2598	15.00	(3.60)	293	7.70	(7.80)	162	12.10	(6.00)
24-Apr-18	COROMANDEL	2598	15.00	(3.60)	293	7.70	(7.80)	162	12.10	(6.00)
26-Apr-18	ESSELPACK	689	12.40	15.70	126	4.90	10.00	52	(1.00)	18.70
24-Apr-18	IDFCBANK	573	11.00	12.00	360	38.00	77.00	198	12.00	35.00
24-Apr-18	OBEROIRLTY	352	21.56	(1.21)	187	23.42	(2.92)	113	11.00	(5.96)
26-Apr-18	RALLIS	411	18.00	5.30	46	9.80	21.90	27	(14.40)	6.20
27-Apr-18	SHOPERSTOP	883	(3.00)	(8.30)	50	(4.20)	(36.60)	11	(6.70)	(66.80)
26-Apr-18	SHRIRAMCIT	870	21.96	(5.01)	501	16.00	(8.00)	132	997.06	(41.54)
25-Apr-18	STRTECH	930	31.50	11.40	221	36.30	9.70	110	60.10	11.00
26-Apr-18	SUPREMEIND	1495	16.60	17.00	263	8.50	33.10	163	9.90	56.20
24-Apr-18	TEJASNET	174	(32.50)	(23.10)	33	(42.30)	(34.30)	30	(11.50)	0.00
28-Apr-18	THYROCARE	101	15.00	20.30	40	21.40	13.80	32	68.70	49.00
27-Apr-18	UPL	5919	10.82	41.14	1247	10.89	50.37	708	(16.07)	11.97
25-Apr-18	WIPRO	13971	(0.15)	2.25	2899	4.08	3.17	2168	12.05	11.95

Result Q4FY18

BSE Code	Company Name	Sale	Sale Growth	PAT	PAT Growth
500249	KSBPUMPS	213	3.64	11.20	(16.04)
532374	STRTECH	847	20.84	119.18	73.55
507685	WIPRO	13769	(1.56)	1800.80	(20.56)
500171	GHCL	728	(11.67)	82.15	(27.37)
500215	ATFL	214	4.26	7.52	3.01
532832	IBREALEST	2028	364.04	1648.32	2638.98
532508	JSL	3172	37.83	114.74	(28.79)
532720	M&MFIN	2060	12.85	424.52	81.36
505412	WENDT	35	2.74	5.72	52.13
540716	ICICIGI	2926	10.00	212.00	18.00
540798	FSC	222	50.00	18.00	6.00
539268	SYNGENE	409	40.00	84.00	8.00

Economic Calendar

Country	Monday 23th Apr 18	Tuesday 24th Apr 18	Wednesday 25th Apr 18	Thursday 26th Apr 18	Friday 27th Apr 18
US	Flash Manufacturing PMI , Flash Services PMI , Existing Home Sales	Philly Fed Manufacturing Index , HPI m/m , S&P/CS Composite-20 HPI y/y , CB Consumer Confidence , New Home Sales , Richmond Manufacturing Index	Crude Oil Inventories	Core Durable Goods Orders m/m , Durable Goods Orders m/m , Unemployment Claims, Durable Goods Orders m/m , Goods Trade Balance , Prelim Wholesale Inventories m/m , Natural Gas Storage	Advance GDP q/q , Advance GDP Price Index q/q , Employment Cost Index q/q , Revised UoM Consumer Sentiment , Revised UoM Inflation Expectations
UK/EURO ZONE	French Flash Manufacturing PMI , French Flash Services PMI, German Flash Manufacturing PMI , German Final Services PMI , Flash Manufacturing PMI , Flash Services PMI, Spanish Services PMI, CBI Industrial Order Expectations , German Buba Monthly Report	German Ifo Business Climate ,Public Sector Net Borrowing		Italian Prelim CPI m/m , CBI Realized Sales , Italian 10-y Bond Auction , Minimum Bid Rate , ECB Press Conference , GfK Consumer Confidence	German Retail Sales m/m , Nationwide HPI m/m, French Consumer Spending m/m, Spanish Flash CPI y/y ,Spanish Flash GDP q/q, Spanish Unemployment Rate , Italian Monthly Unemployment Rate , Prelim GDP q/q , High Street Lending , Index of Services 3m/3m
INDIA					



Narnolia Securities Ltd

201 | 2nd Floor | Marble Arch Building | 236B-AJC Bose
Road | Kolkata-700 020 , Ph : 033-40501500

email: narnolia@narnolia.com,
website : www.narnolia.com

Risk Disclosure & Disclaimer: This report/message is for the personal information of the authorized recipient and does not construe to be any investment, legal or taxation advice to you. Narnolia Securities Ltd. (Hereinafter referred as NSL) is not soliciting any action based upon it. This report/message is not for public distribution and has been furnished to you solely for your information and should not be reproduced or redistributed to any other person in any form. The report/message is based upon publicly available information, findings of our research wing "East wind" & information that we consider reliable, but we do not represent that it is accurate or complete and we do not provide any express or implied warranty of any kind, and also these are subject to change without notice. The recipients of this report should rely on their own investigations, should use their own judgment for taking any investment decisions keeping in mind that past performance is not necessarily a guide to future performance & that the the value of any investment or income are subject to market and other risks. Further it will be safe to assume that NSL and /or its Group or associate Companies, their Directors, affiliates and/or employees may have interests/ positions, financial or otherwise, individually or otherwise in the recommended/mentioned securities/mutual funds/ model funds and other investment products which may be added or disposed including & other mentioned in this report/message.