

### KEY LEVELS

Support 1 : 10225  
Support 2 : 10120

Resistance 1 : 10480  
Resistance 2 : 10675

### Nifty Intraday Chart



### Market Outlook

After opening on a subdued note, Nifty fell to make an intraday low of 10272.15. However some pullback rally was witnessed towards the afternoon session and the index rose to make a high of 10355.35. At the end of the day Nifty closed at 10343.80. It had a net gain of 0.47% over the previous trading day's close. The broader market was in favor of bulls as the midcap and small cap indices moved in line with the benchmark index and closed the day after gaining over 0.5% each.

On the sectoral front, some buying interest was witnessed in Metal and Pharmaceutical stocks while the other major indices remained subdued. The breadth of the market was positive with more advances than declines.

Nifty made a new high last week. With this pattern of higher high-higher low remains maintained. During sharp fall of September, Nifty did not go below 9685 and maintained the higher low pattern. Lst week along with Nifty making new high there was sharp changes in derivative positions as well. Now Nifty Put of 10,000 has open interest of more than 70.0 lakhs and this makes 10,000 as strong support for remaining trading days of October F&O series.

On the upper side, Nifty should face resistance around 10,270 as this is 2.7 standard deviation from 50 days moving average. This rally of 2017 has seen 3 specific patterns over last ten months- 1st- the pattern of Higher high-higher lows, 2nd- Nifty puts getting aggressively written after every 3%-4% consolidation and 3rd on every rally, Nifty facing resistance near 2.7 standard deviations above 50 days moving average.

Fundamentally, Q2 FY18 result session started last week. And all the major results have come ahead of expectation

**Quote of the Day** : "Hold no more stocks than you can remain informed on." **Peter Lynch**

### Market

| Market                          | Value     | % Change |
|---------------------------------|-----------|----------|
| <b>Morning Traded Market</b>    |           |          |
| SGX NIFTY                       | 10,362.00 | -0.12%   |
| NIKKIE                          | 21,890.31 | 0.69%    |
| HANG SENG                       | 28,309.61 | 0.38%    |
| <b>Yesterday Closing Market</b> |           |          |
| Sensex                          | 33,147.13 | 0.32%    |
| Nifty                           | 10,343.80 | 0.47%    |
| DOW                             | 23,400.86 | 0.31%    |
| NASDAQ                          | 6,556.77  | -0.11%   |
| CAC                             | 5,455.40  | 1.48%    |
| DAX                             | 13,133.28 | 1.33%    |
| FTSE                            | 7,486.50  | 0.52%    |
| EW ALL SHARE                    | 19,098.76 | 0.49%    |

% Change in 1 day

### Commodity Price ( Yesterday Closing )

| Commodity/Currencies | Value    | % Change |
|----------------------|----------|----------|
| GOLD                 | 29270.00 | -0.42%   |
| SILVER               | 39272.00 | -0.54%   |
| CRUDEOIL             | 59.43    | -0.07%   |
| NATURALGAS           | 200.50   | -0.55%   |
| DOLLAR/RS.           | 64.82    | -0.11%   |
| EURO/RS.             | 76.52    | 0.16%    |
| POUND/RS.            | 85.69    | -0.36%   |

% Change in 1 day

### Institutional Turnover

| FII       |          |           |          |
|-----------|----------|-----------|----------|
| Investor  | Buy(Cr.) | Sale(Cr.) | Net(Cr.) |
| 26-Oct-17 | 10216    | 10592     | (376)    |
| Oct-17    | 86783    | 93251     | (6468)   |
| 2017      | 1026173  | 1047930   | (21757)  |
| DII       |          |           |          |
| Investor  | Buy(Cr.) | Sale(Cr.) | Net(Cr.) |
| 26-Oct-17 | 6751     | 7275      | (524)    |
| Oct-17    | 62881    | 53582     | 9298     |
| 2017      | 649701   | 578461    | 71240    |

### Event Today

#### Result

ABFRL , AUBANK, CANBK,  
HEIDELBERG , ICICIBANK , IFBAGRO  
IOC , ITC , J&KBANK  
JUBLINDS , KSCL , LINDEINDIA  
MARUTI , MUNJALSHOW  
NAVINFUOR , PVR , SPARC  
SRIPIPES , TATAMETALI

#### Concall

Biocon : 9:00 AM, Kirloskar Oil : 10 AM  
L&TFin , Mphasis , : 11:00 AM ,  
Engineers Ind , Cummins : 11:00 AM  
Crompton : 11 AM  
United Spirits : 12:00 PM  
Sharda Cropchem : 1:30 PM  
SREI Infra : 2:30 PM  
ION Exchange , SQS India : 4:00 PM  
Tata Metaliks : 4:00 PM  
PI Inds, Canbk : 5:00 PM  
ICICI Bank : 6:00 PM

## ATFL

"BUY"

27th Oct 2017

Agro Tech Foods Ltd (ATFL) is engaged in the business of marketing food and food ingredients to consumers and institutional customers. ATFL has posted a mixed set of numbers for Q2FY18, sales declined by 2% YoY to Rs 197 cr while PAT shown handsome growth of 23% YoY. Overall volume growth remained flat. Going forward we expect volume to come back in 2QFY18 onward considering recovery in CSD and other alternative channels. Company is also aggressively increasing its wholesale network from last few quarters which will help to boost volume growth going ahead. Company has added over 130 distributors in 1HFY18. This year company will add 50000 more stores in its distribution coverage. Margin expansion is also on cards especially in FY19 led by better products mix and benefits of operating leverage (presently capacity utilization is 40%). Considering lower sales growth of Q2FY18 and headwinds related to alternative channel, we have tweak our sales growth for FY19, downward by 3% and increased PAT by 1%. We still value ATFL at 37 times of FY19's expected EPS and maintain BUY with the previous target price of Rs 630.

## HINDUNILVR

"Neutral"

26th Oct 2017

HUL is the one of the most efficiently managed company in our FMCG pack, with market leadership in soaps, detergents and personal care categories. HUL has reported revenue growth 9% in comparable basis with the PAT growth of 17% YoY. Volume growth for this quarter remained 4% on the back of restocking of channels. Going forward we expect better volume growth for the company led by rural demand recovery considering two consecutive relatively better monsoon and new product launches. Margin improvement is also on cards on the back of cost rationalization initiatives, premiumization and operating leverage. We expect HUL to report 17% PAT CAGR over FY17-19. We value it at 45 times of FY19's EPS and get a target of Rs 1231 around which HUL is presently trading at. Hence considering its stretch valuation we maintain our earlier stance of Neutral.

\*For details, refer to our daily report- India Equity Analytics

## Top News

## &gt;&gt; KOTAK BANK Q2FY18 Concall Highlights:

New capital to come into Indian bank due to latest Govt strategy of recapitalization. This will also bring Indian GDP on track.  
Credit cost –trending down from 61 bps on full year basis.  
NIM -4.25% and is expected to be sustainable going forward.  
Recapitalization will lead to potential growth in the economy and public sector aggressive settlement.  
Fixed rate-30% and Floating rate 70%.  
Exposure-1st list -4 exposure out of merger and 2nd list exposure relatively small .Adequate provision made for entire list.  
Significant delta growth in the industry.  
Advances growth 21-22% on YoY basis.  
Huge opportunity for market share gain.  
PSL certificate come down due to acquiring of ING Vysya Bank

## &gt;&gt; RBL BANK Q2FY18 Concall Update:

Customer acquisition rate is accelerating due to Bajaj partnership and hike in Saving A/C.  
Overall customer base increased from 3.1 mn to 3.5 mn this quarter.  
4.5 lakh co-brand card tie up. Lakh 30,000 cards along with Bajaj.  
Intensity largely because investment book is going slower than overall advances book.  
Reflects positive growth in the non fund based business.  
RWA grown by 35% YoY and 10% QoQ driven by decrease in G-sec book and hike in Non-fund based book which includes NCLRT and derivative.  
59% hike in Non-wholesale business branch.  
Business composition: \*Credit card-19% of BBB book \*LAP-50% of book \*Unsecured & personal loan-20% \*Others-10%  
High quality portfolio due to Working capital loan given to highly rated great companies which also includes renewals.  
Branch expansion is the key for growth.Physical branch expansion 30-50 every year. Space and opportunity for opening branch in eastern side.  
Recent Govt. strategy of recapitalization will lead to cash neutral and liquidity in the system.  
Underlying credit growth is still modest.  
Part of distribution architecture intends to grow 30-45% .It is achieved more through put and customer acquisition.  
300 employee manages the BC (Business Correspondence) outlet.  
>>Other OPEX 2020 vision- 51-52%.  
>>Out of 91 cr slippage half is from micro banking area and half from various components of retail assets.  
>>Scope to bring down SA deposits.  
>>ROA 2020 vision -1.5%.

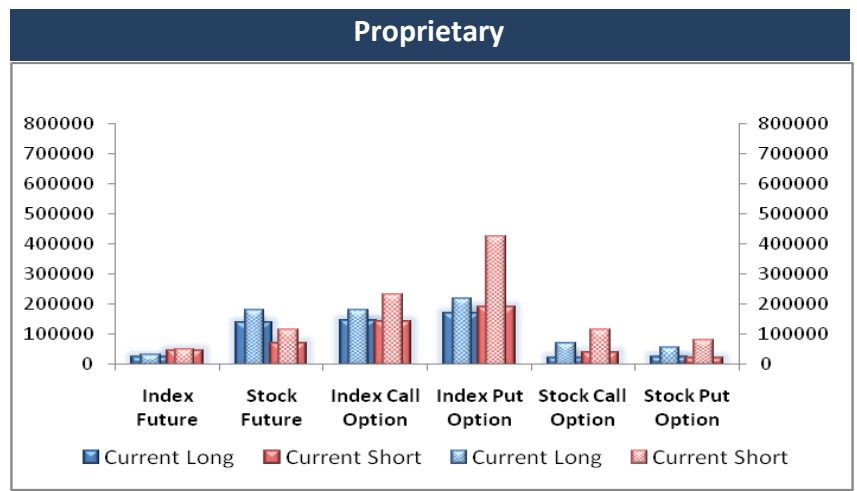
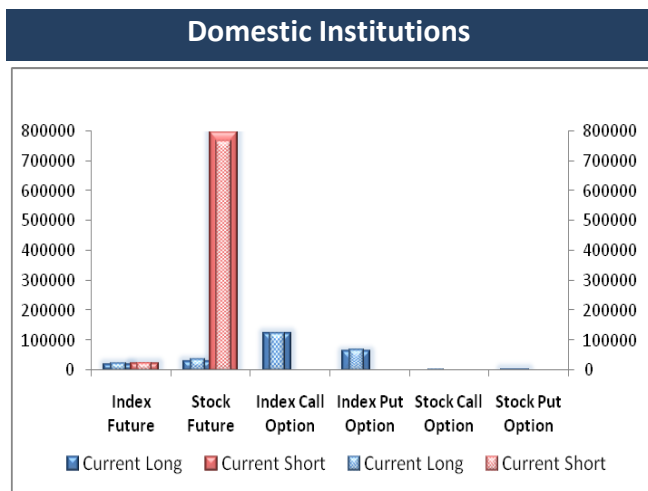
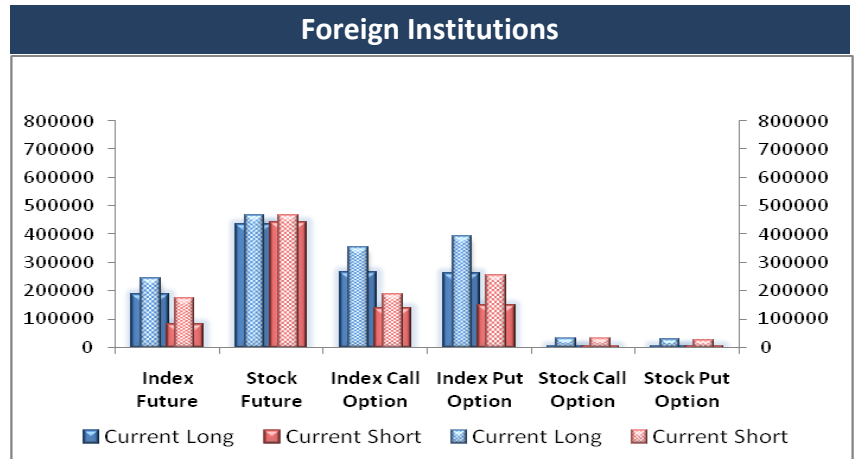
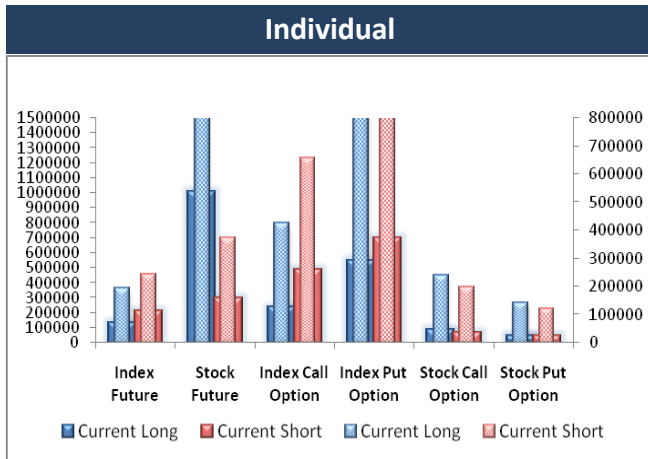
## &gt;&gt; M &amp; M FIN Concall 2QFY18

Cost of fund to remain 2.9-3.1.  
2000 cr fund raise can take place to avail the growth in rural india.  
16000 contracts have written off.  
Karnataka & Tamil Nadu is showing problem in collection , T.N is slow because of monsoon and political environment.  
car consist of 21% of portfolio, has low yield therefore NIM is impacted.  
AUM to increase from 14-15% to 17-18% due to volume increase ,it may go beyond 20% if we forego discount.

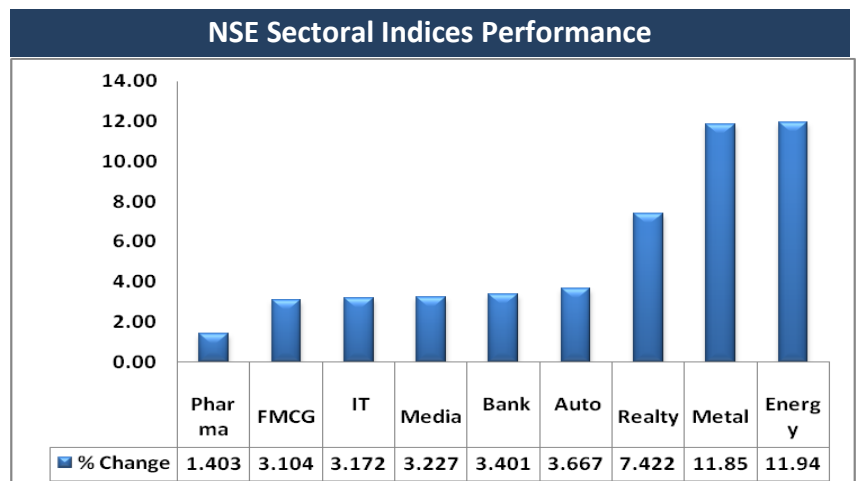
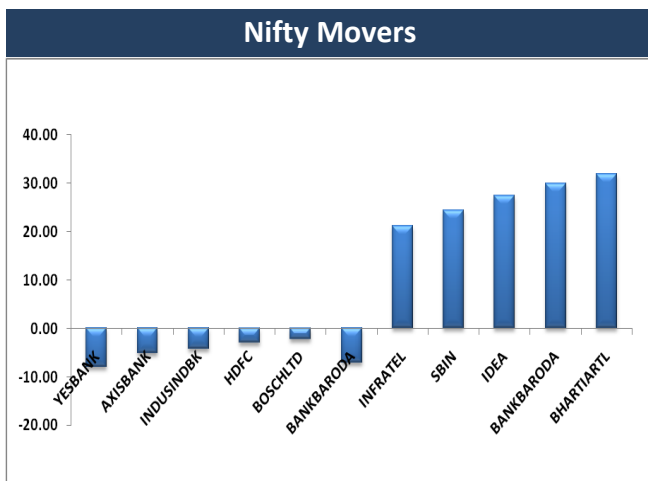
### Block Deal

| Exchange | Deal Date | Company    | Client Name                                   | Deal Type | Quantity | Price |
|----------|-----------|------------|-----------------------------------------------|-----------|----------|-------|
| NSE      | 26-Oct-17 | DHFL       | MARFATIA NISHIL SURENDRA                      | BUY       | 1693861  | 598   |
| NSE      | 26-Oct-17 | DLINKINDIA | PARTH INFIN BROKERS PVT LTD                   | BUY       | 258223   | 123   |
| NSE      | 26-Oct-17 | EXCEL      | ASHISH BHUPENDRA THAKAR                       | BUY       | 12871    | 80    |
| NSE      | 26-Oct-17 | INFIBEAM   | ASHROJ CREDIT INDIA PRIVATE LIMITED           | BUY       | 3707044  | 128   |
| NSE      | 26-Oct-17 | JUBLFOOD   | ALPHAGREP COMMODITIES PRIVATE LIMITED         | BUY       | 335820   | 1653  |
| NSE      | 26-Oct-17 | MANAKSIA   | SUBHAM CAPITAL PVT. LTD.                      | BUY       | 1377265  | 70    |
| NSE      | 26-Oct-17 | MAWANASUG  | IVORY CONSULTANTS PVT LTD.                    | BUY       | 199598   | 120   |
| NSE      | 26-Oct-17 | SAKUMA     | LOPA SAUMIL BHAVNAGARI                        | BUY       | 85218    | 204   |
| NSE      | 26-Oct-17 | SAKUMA     | VISHWAMURTE TRAD INVEST PE LTD                | BUY       | 95000    | 204   |
| NSE      | 26-Oct-17 | SAREGAMA   | GIRIK WEALTH ADVISORS PRIVATE LTD PMS         | BUY       | 120396   | 624   |
| NSE      | 26-Oct-17 | SELAN      | AJAY DESAI (HUF)                              | BUY       | 103878   | 234   |
| NSE      | 26-Oct-17 | SELAN      | GAURAV DOSHI                                  | BUY       | 82160    | 235   |
| NSE      | 26-Oct-17 | SELAN      | QUEST PORTFOLIO SERVICES PRIVATE LIMITED      | BUY       | 125000   | 222   |
| NSE      | 26-Oct-17 | SELAN      | RIDHDHI JENTILAL BECHARA                      | BUY       | 88302    | 228   |
| NSE      | 26-Oct-17 | SELAN      | SUNITA MEHTA                                  | BUY       | 247002   | 235   |
| NSE      | 26-Oct-17 | SKIPPER    | R.B.A.FINANCE & INVT. CO                      | BUY       | 948074   | 228   |
| NSE      | 26-Oct-17 | STARCEMENT | HSBC GLOBAL INVESTMENT FUND MAURITIUS LIMITED | BUY       | 4478883  | 110   |
| NSE      | 26-Oct-17 | UNIVCABLES | AUGUST AGENTS LTD                             | BUY       | 393022   | 161   |
| NSE      | 26-Oct-17 | UNIVCABLES | INSILCO AGENTS LTD                            | BUY       | 382274   | 161   |
| NSE      | 26-Oct-17 | UNIVCABLES | LANESEDA AGENTS LTD                           | BUY       | 332111   | 161   |
| NSE      | 26-Oct-17 | APOLLOTYRE | BNP PARIBAS ARBITRAGE                         | SELL      | 3445377  | 239   |
| NSE      | 26-Oct-17 | DHFL       | MARFATIA NISHIL SURENDRA                      | SELL      | 1629662  | 601   |
| NSE      | 26-Oct-17 | DLINKINDIA | PARTH INFIN BROKERS PVT LTD                   | SELL      | 253223   | 123   |
| NSE      | 26-Oct-17 | EXCEL      | ASHISH BHUPENDRA THAKAR                       | SELL      | 201365   | 82    |
| NSE      | 26-Oct-17 | INFIBEAM   | ASHROJ CREDIT INDIA PRIVATE LIMITED           | SELL      | 3707044  | 129   |
| NSE      | 26-Oct-17 | JUBLFOOD   | ALPHAGREP COMMODITIES PRIVATE LIMITED         | SELL      | 336048   | 1655  |
| NSE      | 26-Oct-17 | MANAKSIA   | SUBHAM AGARWAL                                | SELL      | 1377265  | 70    |
| NSE      | 26-Oct-17 | SAKUMA     | LOPA SAUMIL BHAVNAGARI                        | SELL      | 35840    | 202   |
| NSE      | 26-Oct-17 | SAKUMA     | VISHWAMURTE TRAD INVEST PE LTD                | SELL      | 95000    | 203   |
| NSE      | 26-Oct-17 | SELAN      | AJAY DESAI (HUF)                              | SELL      | 99878    | 234   |
| NSE      | 26-Oct-17 | SELAN      | GAURAV DOSHI                                  | SELL      | 72160    | 234   |
| NSE      | 26-Oct-17 | SELAN      | RIDHDHI JENTILAL BECHARA                      | SELL      | 88302    | 233   |
| NSE      | 26-Oct-17 | SELAN      | SUNITA MEHTA                                  | SELL      | 242002   | 235   |
| NSE      | 26-Oct-17 | SKIPPER    | DHANVRIDDHI AGENCIES PRIVATE LIMITED          | SELL      | 980000   | 228   |
| NSE      | 26-Oct-17 | SKIPPER    | MAZE ENTERPRISE                               | SELL      | 968000   | 226   |
| NSE      | 26-Oct-17 | STARCEMENT | SAJJAN BHAJANKA                               | SELL      | 3500000  | 110   |
| NSE      | 26-Oct-17 | UNIVCABLES | BIRLA CABLE LIMITED                           | SELL      | 1107407  | 161   |

## F&O OPEN INTEREST ( Number of Contracts )



## MARKET MOVERS (1 MONTH CHANGE)



**Result Calendar Q2FY18**

| BSE Code | Company Name | Date      | BSE Code | Company Name | Date      |
|----------|--------------|-----------|----------|--------------|-----------|
| 532404   | 7TEC         | 27-Oct-17 | 500186   | HINDOILEXP   | 28-Oct-17 |
| 535755   | ABFRL        | 27-Oct-17 | 524330   | JAYAGROGN    | 28-Oct-17 |
| 540611   | AUBANK       | 27-Oct-17 | 530019   | JUBILANT     | 28-Oct-17 |
| 509438   | BENARAS      | 27-Oct-17 | 539216   | JUNCTION     | 28-Oct-17 |
| 531340   | BERVINL      | 27-Oct-17 | 531221   | MAYURFL      | 28-Oct-17 |
| 532483   | CANBK        | 27-Oct-17 | 539012   | MEGRISOFT    | 28-Oct-17 |
| 500089   | DICIND       | 27-Oct-17 | 537291   | NATHBIOGEN   | 28-Oct-17 |
| 505526   | DOLAT        | 27-Oct-17 | 506532   | NITTAGELA    | 28-Oct-17 |
| 531600   | GOGIACAP     | 27-Oct-17 | 500312   | ONGC         | 28-Oct-17 |
| 500292   | HEIDELBERG   | 27-Oct-17 | 532527   | RKFORGE      | 28-Oct-17 |
| 532174   | ICICIBANK    | 27-Oct-17 | 511640   | SANGHCO      | 28-Oct-17 |
| 507438   | IFBAGRO      | 27-Oct-17 | 502450   | SESHAPAPER   | 28-Oct-17 |
| 506222   | INEOSSTYRO   | 27-Oct-17 | 522152   | SOLIMAC      | 28-Oct-17 |
| 530965   | IOC          | 27-Oct-17 | 516038   | SOMAPPR      | 28-Oct-17 |
| 500875   | ITC          | 27-Oct-17 | 530953   | SUNILAGR     | 28-Oct-17 |
| 532209   | J&K;KBANK    | 27-Oct-17 | 526576   | TECHIN       | 28-Oct-17 |
| 538539   | JTAPARIA     | 27-Oct-17 | 532410   | TRANSCOR     | 28-Oct-17 |
| 533320   | JUBLINDS     | 27-Oct-17 | 505854   | TRF          | 28-Oct-17 |
| 532899   | KSCL         | 27-Oct-17 | 522014   | UNIDT        | 28-Oct-17 |
| 523457   | LINDEINDIA   | 27-Oct-17 | 526833   | ANNTHMS      | 29-Oct-17 |
| 501874   | MACKINN      | 27-Oct-17 | 505036   | ACGL         | 30-Oct-17 |
| 532500   | MARUTI       | 27-Oct-17 | 506235   | ALEMBICLTD   | 30-Oct-17 |
| 509760   | MODRNSH      | 27-Oct-17 | 531147   | ALICON       | 30-Oct-17 |
| 520043   | MUNJALSHOW   | 27-Oct-17 | 521097   | AMARJOTHI    | 30-Oct-17 |
| 532504   | NAVINFLUOR   | 27-Oct-17 | 532493   | ASTRAMICRO   | 30-Oct-17 |
| 532460   | PONNIERODE   | 27-Oct-17 | 530999   | BALAMINES    | 30-Oct-17 |
| 532689   | PVR          | 27-Oct-17 | 500049   | BEL          | 30-Oct-17 |
| 532900   | SEINV        | 27-Oct-17 | 531175   | BLSINFOTE    | 30-Oct-17 |
| 538875   | SELLWIN      | 27-Oct-17 | 531203   | BRANDREAL    | 30-Oct-17 |
| 532323   | SHIVACEM     | 27-Oct-17 | 532885   | CENTRALBK    | 30-Oct-17 |
| 538975   | SHREESEC     | 27-Oct-17 | 532548   | CENTURYPLY   | 30-Oct-17 |
| 512589   | SITAENT      | 27-Oct-17 | 507833   | COMPUPN      | 30-Oct-17 |
| 532872   | SPARC        | 27-Oct-17 | 539681   | DAL          | 30-Oct-17 |
| 513605   | SRIPIPES     | 27-Oct-17 | 500840   | EIHOTEL      | 30-Oct-17 |
| 590071   | SUNDARMFIN   | 27-Oct-17 | 500123   | ELANTAS      | 30-Oct-17 |
| 512527   | SUPER        | 27-Oct-17 | 532630   | GOKEX        | 30-Oct-17 |
| 513434   | TATAMETALI   | 27-Oct-17 | 531111   | GOTHIPL      | 30-Oct-17 |
| 504273   | TUMUSEL      | 27-Oct-17 | 500010   | HDFC         | 30-Oct-17 |
| 530401   | VINYOFL      | 27-Oct-17 | 509675   | HIL          | 30-Oct-17 |
| 512345   | YASTF        | 27-Oct-17 | 532659   | IDFC         | 30-Oct-17 |
| 539254   | ADANITRANS   | 28-Oct-17 | 505726   | IFBIND       | 30-Oct-17 |
| 537292   | AGRITECH     | 28-Oct-17 | 500199   | IGPL         | 30-Oct-17 |
| 513729   | AROGRANITE   | 28-Oct-17 | 534816   | INFRATEL     | 30-Oct-17 |
| 530803   | BHAGIL       | 28-Oct-17 | 500233   | KAJARIACER   | 30-Oct-17 |
| 533228   | BHARATFIN    | 28-Oct-17 | 532889   | KPRMILL      | 30-Oct-17 |
| 530755   | CORNE        | 28-Oct-17 | 526209   | KSOILS       | 30-Oct-17 |

|        |            |           |        |            |           |
|--------|------------|-----------|--------|------------|-----------|
| 500252 | LAXMIMACH  | 30-Oct-17 | 500329 | PENTAGRAPH | 30-Oct-17 |
| 511593 | LIBORDFIN  | 30-Oct-17 | 519262 | PRIMAGR    | 30-Oct-17 |
| 500253 | LICHSGFIN  | 30-Oct-17 | 531246 | PRIMAIN    | 30-Oct-17 |
| 500257 | LUPIN      | 30-Oct-17 | 540709 | RELHOME    | 30-Oct-17 |
| 500262 | MAFATLAFIN | 30-Oct-17 | 502742 | SINTEX     | 30-Oct-17 |
| 532313 | MAHLIFE    | 30-Oct-17 | 524667 | SOTL       | 30-Oct-17 |
| 531642 | MARICO     | 30-Oct-17 | 530177 | SPSINT     | 30-Oct-17 |
| 531319 | MARUTISE   | 30-Oct-17 | 531359 | SRAMSET    | 30-Oct-17 |
| 509196 | MMRUBBR-B  | 30-Oct-17 | 530565 | SSLFINANCE | 30-Oct-17 |
| 540254 | MTPL       | 30-Oct-17 | 509930 | SUPREMEIND | 30-Oct-17 |
| 506734 | MYSORPETRO | 30-Oct-17 | 530185 | SURATEX    | 30-Oct-17 |
| 513023 | NBVENTURES | 30-Oct-17 | 517201 | SWITCHTE   | 30-Oct-17 |
| 500452 | NEPCAGRO   | 30-Oct-17 | 500470 | TATASTEEL  | 30-Oct-17 |
| 500301 | NEPCMICON  | 30-Oct-17 | 531279 | TRISHAKT   | 30-Oct-17 |
| 531077 | NEPCPAPER  | 30-Oct-17 | 500429 | UNIPHOS    | 30-Oct-17 |
| 521192 | NEPCTEX    | 30-Oct-17 | 512070 | UPL        | 30-Oct-17 |
| 521009 | NIWASSP    | 30-Oct-17 | 531234 | VICTORYPP  | 30-Oct-17 |
| 538772 | NIYOGIN    | 30-Oct-17 | 532144 | WELCORP    | 30-Oct-17 |
| 532944 | ONMOBILE   | 30-Oct-17 | 538873 | WINYCOMM   | 30-Oct-17 |
| 514460 | OSWAYRN    | 30-Oct-17 | 532300 | WOCKPHARMA | 30-Oct-17 |
| 511702 | PARSHINV   | 30-Oct-17 | 511038 | ZARCOLEA   | 30-Oct-17 |

#### Earning Estimate Q2FY18

| BSE Code  | Company Name | Sale ( Cr. ) | Sales Growth ( % ) | PAT ( Cr. ) | PAT Growth ( % ) |
|-----------|--------------|--------------|--------------------|-------------|------------------|
| 26-Oct-17 | BIOCON       | 1093.90      | 16.40              | 138.90      | (5.50)           |
| 26-Oct-17 | CROMPTON     | 1291.50      | 8.70               | 36.20       | (59.30)          |
| 26-Oct-17 | CUMMINSIND   | 1405.00      | 9.90               | 194.00      | (1.50)           |
| 26-Oct-17 | EQUITAS      | 226.20       | 12.80              | 5.80        | (87.50)          |
| 26-Oct-17 | JUBFOOD      | 738.80       | 11.00              | 21.50       | (0.30)           |
| 26-Oct-17 | MCDOWELL-N   | 2027.80      | (1.00)             | 123.80      | 26.60            |
| 26-Oct-17 | MPHASIS      | 1578.00      | 4.00               | 205.30      | (5.20)           |
| 26-Oct-17 | YESBANK      | 1862.40      | 31.90              | 1021.00     | 27.40            |
| 27-Oct-17 | CANBK        | 2713.80      | 11.10              | 535.50      | 50.00            |
| 27-Oct-17 | ICICIBANK    | 5619.90      | 7.00               | 2553.80     | (17.70)          |
| 27-Oct-17 | IOC          | 106017.90    | 32.50              | 9218.90     | 195.30           |
| 27-Oct-17 | ITC          | 9902.20      | 2.50               | 2737.80     | 9.50             |
| 27-Oct-17 | KSCL         | 74.50        | 10.00              | 7.30        | (6.10)           |
| 27-Oct-17 | MARUTI       | 21992.80     | 23.30              | 2332.30     | (2.70)           |
| 27-Oct-17 | PVR          | 593.00       | 7.00               | 29.10       | (0.20)           |
| 28-Oct-17 | BHARATFIN    | 223.30       | 5.50               | 123.10      | (15.60)          |

#### Result Q2FY18

| BSE Code | Company Name | Sale ( Cr. ) | Sales Growth ( % ) | PAT ( Cr. ) | PAT Growth ( % ) |
|----------|--------------|--------------|--------------------|-------------|------------------|
| 532178   | ENGINEERSIN  | 429.10       | 26.62              | 119.71      | 27.69            |
| 500215   | ATFL         | 197.00       | (1.81)             | 8.6         | 18.62            |
| 508906   | EVERESTIND   | 259.06       | 15.59              | 4.49        | (147.92)         |

|        |            |         |         |         |          |
|--------|------------|---------|---------|---------|----------|
| 532285 | GEOJITBNPP | 72.27   | 4.39    | 16.85   | 22.90    |
| 534758 | CIGNITI    | 169.10  | (0.67)  | 9.8     | (29.65)  |
| 539978 | QUESS      | 1274.00 | 25.18   | 140.6   | 366.80   |
| 500483 | TATACOMM   | 4217.00 | (6.48)  | 249.6   | 524.62   |
| 500472 | SKFINDIA   | 679.80  | 3.86    | 74      | 22.80    |
| 500086 | EXIDEIND   | 2371.20 | 23.29   | 135.2   | (25.44)  |
| 539268 | SYNGENE    | 335.20  | 13.74   | 76.9    | 2.95     |
| 523642 | PIIND      | 561.00  | 4.49    | 80.3    | (20.79)  |
| 500179 | HCL-INSYS  | 880.60  | (12.08) | -455.6  | 1127.04  |
| 533138 | ASTEC      | 95.90   | 8.42    | 6.7     | (40.18)  |
| 500490 | BAJAJHLDNG | 266.88  | (0.37)  | 834.26  | 19.54    |
| 513010 | TATASPONGE | 167.18  | 20.53   | 27.62   | 71.98    |
| 502180 | SHREDIGCEM | 94.91   | 17.33   | 0.01    | (100.10) |
| 523405 | JMFINANCIL | 685.22  | 33.42   | 145.84  | 27.20    |
| 500059 | BINANIIND  | 3.81    | (92.86) | 0.03    | (90.91)  |
| 520119 | ASAL       | 70.14   | (12.92) | -14.24  | 220.72   |
| 500034 | BAJFINANCE | 3086.24 | 32.14   | 556.9   | 36.58    |
| 507514 | SDBL       | 70.78   | 50.53   | 4.94    | 78.99    |
| 517536 | ONWARDTEC  | 63.28   | 10.69   | 3.03    | 494.12   |
| 532974 | BIRLAMONEY | 36.11   | 10.13   | 2.27    | (13.03)  |
| 532848 | DELTACORP  | 145.29  | 8.19    | 43.26   | 34.14    |
| 532628 | 3IINFOTECH | 235.08  | (4.10)  | 16.2    | (24.90)  |
| 532662 | HTMEDIA    | 560.63  | (6.91)  | 66.22   | 114.10   |
| 532732 | KKCL       | 167.51  | 12.44   | 35.18   | 30.25    |
| 533326 | TEXRAIL    | 191.96  | (47.40) | -8.3    | (145.55) |
| 532977 | BAJAJ-AUTO | 6474.78 | 8.83    | 1193.58 | (0.59)   |
| 533273 | OBEROIRLTY | 303.52  | 20.45   | 104.32  | 24.92    |
| 500480 | CUMMINSIND | 1152.00 | (7.84)  | 152.9   | (22.35)  |
| 533208 | EMAMIPAP   | 314.00  | 3.04    | 0.51    | (96.25)  |
| 511676 | GICHSGFIN: | 273.97  | 10.94   | 41.95   | 22.05    |
| 532960 | IBVENTURES | 155.60  | 69.52   | 55.21   | 221.18   |
| 533155 | JUBLFOOD   | 726.63  | 9.20    | 24.8    | 14.97    |
| 533519 | L&TFH      | 2383.00 | 14.15   | 362     | 45.93    |
| 530011 | MANGCHEFER | 806.10  | (4.99)  | 20.52   | 33.68    |
| 523704 | MASTEK     | 198.47  | 58.90   | 17.49   | 128.63   |
| 526299 | MPHASIS    | 1604.60 | 5.73    | 197.6   | (6.23)   |
| 504112 | NELCO      | 36.32   | 0.06    | 2.85    | 133.61   |
| 508941 | PANCARBON  | 12.11   | (6.70)  | 3.35    | (33.93)  |
| 520075 | SAMKRG     | 84.93   | 28.16   | 6.25    | 20.19    |

| Economic Calendar |                                                                                                                                                                                          |                              |                                                                                                                                                             |                                                                                                                                                                                                                                       |                                                                                                                                                                                     |
|-------------------|------------------------------------------------------------------------------------------------------------------------------------------------------------------------------------------|------------------------------|-------------------------------------------------------------------------------------------------------------------------------------------------------------|---------------------------------------------------------------------------------------------------------------------------------------------------------------------------------------------------------------------------------------|-------------------------------------------------------------------------------------------------------------------------------------------------------------------------------------|
| Country           | Monday<br>23th Oct 17                                                                                                                                                                    | Tuesday<br>24th Oct 17       | Wednesday<br>25th Oct 17                                                                                                                                    | Thursday<br>26th Oct 17                                                                                                                                                                                                               | Friday<br>27th Oct 17                                                                                                                                                               |
| US                | Flash Manufacturing PMI ,<br>Flash Services PMI                                                                                                                                          |                              | Core Durable Goods<br>Orders m/m, Durable<br>Goods Orders m/m ,<br>Revised UoM Consumer<br>Sentiment ,HPI m/m<br>,Crude Oil Inventories ,<br>New Home Sales | Unemployment Claims ,<br>Goods Trade Balance , Prelim<br>Wholesale Inventories m/m ,<br>Pending Home Sales m/m ,<br>Natural Gas Storage                                                                                               | Advance GDP q/q , Advance<br>GDP Price Index q/q ,<br>Revised UoM Consumer<br>Sentiment , Revised UoM<br>Inflation Expectations                                                     |
| UK/EURO ZONE      | French Flash Manufacturing<br>PMI , French Flash Services<br>PMI , German Flash<br>Manufacturing PMI , German<br>Flash Services PMI , Flash<br>Manufacturing PMI , Flash<br>Services PMI | Richmond Manufacturing Index | German Ifo Business<br>Climate , Prelim GDP<br>q/q, Index of Services<br>3m/3m, CBI Realized<br>Sales , Belgian NBB<br>Business Climate                     | German GfK Consumer<br>Climate , Nationwide HPI<br>m/m , Spanish<br>Unemployment Rate , M3<br>Money Supply y/y, Private<br>Loans y/y, High Street<br>Lending , Italian Prelim CPI<br>m/m , Minimum Bid Rate ,<br>ECB Press Conference | French Flash GDP q/q,<br>German Prelim CPI m/m ,<br>French Consumer Spending<br>m/m, Spanish Flash GDP<br>q/q , Italian Monthly<br>Unemployment Rate ,<br>Italian 10-y Bond Auction |
| INDIA             | WPI Data                                                                                                                                                                                 |                              |                                                                                                                                                             |                                                                                                                                                                                                                                       |                                                                                                                                                                                     |





## Narnolia Securities Ltd

201 | 2nd Floor | Marble Arch Building | 236B-AJC Bose  
Road | Kolkata-700 020 , Ph : 033-40501500

email: [narnolia@narnolia.com](mailto:narnolia@narnolia.com),  
website : [www.narnolia.com](http://www.narnolia.com)

**Risk Disclosure & Disclaimer:** This report/message is for the personal information of the authorized recipient and does not construe to be any investment, legal or taxation advice to you. Narnolia Securities Ltd. (Hereinafter referred as NSL) is not soliciting any action based upon it. This report/message is not for public distribution and has been furnished to you solely for your information and should not be reproduced or redistributed to any other person in any form. The report/message is based upon publicly available information, findings of our research wing "East wind" & information that we consider reliable, but we do not represent that it is accurate or complete and we do not provide any express or implied warranty of any kind, and also these are subject to change without notice. The recipients of this report should rely on their own investigations, should use their own judgment for taking any investment decisions keeping in mind that past performance is not necessarily a guide to future performance & that the value of any investment or income are subject to market and other risks. Further it will be safe to assume that NSL and /or its Group or associate Companies, their Directors, affiliates and/or employees may have interests/ positions, financial or otherwise, individually or otherwise in the recommended/mentioned securities/mutual funds/ model funds and other investment products which may be added or disposed including & other mentioned in this report/message.