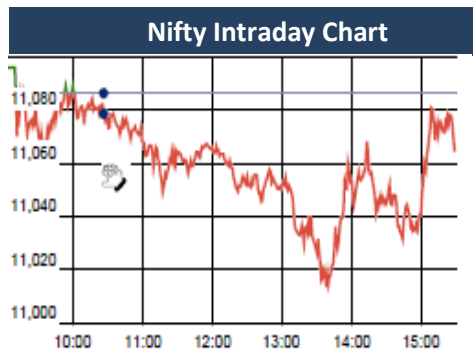


KEY LEVELS

Support 1 : 11039
Support 1 : 10782

Resistance 1 : 11200



Event Today

Interim Dividend

HCLTECH : Rs 2/-
(Ex Date : 29. 1.2018)

Result

ASTRAMICRO ,BALAMINES ,
CENTURYTEX , ELGIEQUIP , EMAMILTD
EMKAY , HDFC , HSIL , IDFC ,INDBNK
INOXLEISUR ,LAURUSLABS ,
LAXMIMACH,NOVARTIND, RCOM
RKFORGE ,SHAKTIPUMP , SUBEX
TECHM , TRF , WOCKPHARMA,

Concall

Inox Leisure : 9:00 PM
L&T Finance , Tata Coffee : 11:00 PM
Jindal Steel, GNFC : 11:00 PM
LIC Housing : 2:30 PM
ION Exchange, Genus Power : 3:00 PM
Filatex India : 4:00 PM
AYM Syntex : 4:30 PM
Persistent Sys : 5:00 PM
Sharda Cropchem: 5:30 PM
Shriram Trans : 6:00PM

Market Outlook

Indian equities continued its up move throughout last week and after opening with a green session, Nifty continuously rose to make a weekly high of 11110.10. At the end of the day the index closed near at 11069.65. It had a net gain of 1.61% over the previous week's close. The midcap and small cap indices also moved in line with the benchmark index and closed the day after gaining 1.5%-2%.

On the sectoral front, Information Technology and Banking stocks were the main catalysts to maintain the market at the higher level while the other major indices remained subdued

Investor sentiment continues to be highly positive. Nifty put writers are writing options of higher strike price almost as quickly as Nifty makes newer high. On-going Q3 quarter results are unfolding almost in-line with the street expectations. And double-digit growth for Nifty EPS in FY18 is almost secured. The breadth of the market was negative and about two shares declines for every share advanced at NSE.

Though there does not yet appear any threat to this on-going rally in terms of market technicals, it's worth to remember that stock market can never be a one-way street. So it would be prudent to continue trading long but with trailing stop loss. Post fresh gap made again this Monday, Nifty trend reversal level gets shifted upward to 10,782

Market

Market	Value	% Change
Morning Traded Market		
SGX NIFTY	11,137.00	0.57%
NIKKIE	23,737.18	0.44%
HANG SENG	33,373.93	0.66%
Yesterday Closing Market		
Sensex	36,050.44	-0.31%
Nifty	11,069.65	-0.15%
DOW	26,616.71	0.85%
NASDAQ	7,505.77	1.26%
CAC	5,529.15	0.87%
DAX	13,340.17	0.31%
FTSE	7,665.54	0.65%
EW ALL SHARE	20,660.31	0.78%

% Change in 1 day

Commodity Price (Yesterday Closing)

Commodity/Currencies	Value	% Change
GOLD	30361.00	0.37%
SILVER	39960.00	0.64%
CRUDEOIL	70.15	0.00%
NATURALGAS	200.10	2.35%
DOLLAR/RS.	63.54	-0.24%
EURO/RS.	78.90	0.46%
POUND/RS.	90.58	-0.06%

% Change in 1 day

Institutional Turnover

FII			
Investor	Buy(Cr.)	Sale(Cr.)	Net(Cr.)
25-Jan-18	9092	8155	937
Jan-18	112521	103003	9518
2018	112521	103003	9518
DII			
Investor	Buy(Cr.)	Sale(Cr.)	Net(Cr.)
25-Jan-18	6757	7722	(966)
Jan-18	77951	78655	(704)
2018	77951	78655	(704)

Quote of the Day : "If you have only a little capital and are young today, there are fewer opportunities than when I was young. Back then, we had just come out of a depression. Capitalism was a bad word. There had been abuses in the 1920s. A joke going around then was the guy who said, 'I bought stock for my old age and it worked - in six months, I feel like an old man!' It's tougher for you, but that doesn't mean you won't do well - it just may take more time. But what the heck, you may live longer" **Charlie Munger**

BIOCON

"NEUTRAL"

29th Jan 2018

On-going pricing pressure in the small molecules business and channel consolidation in US market are the key concerns for the company going forward. We see incremental earning pressure for Biocon in FY18 due to high operational fixed cost because of commissioned insulin plant in Malaysia. Considering the likely launch of recently, USFDA approved Trastuzumab glargine, and pegfilgrastim in the EU in FY19, we expect Biocon to outperform its biosimilar sales guidance of US\$ 200mn. Earnings could remain muted in the near term but as the Biocon is advancing well with all its multiple drivers, we roll forward our valuation to FY19 and increased our FY19 EPS by 11% on the back of higher visibility of biosimilar sale in the US/EU. We value Biocon at 48.33 times of FY19 EPS and get a revised target price of Rs550 (Earlier Rs480). We maintains NEUTRAL rating on Biocon

Galaxy Surfactants Limited : IPO Note

"NEUTRAL"

29th Jan 2018

Galaxy Surfactants is one of India's leading manufacturers of surfactants and other speciality ingredients for the personal care and home care industries. The company has a healthy Sales and Net Profit growth for past 3 years and we expect growth to continue considering that its products are important raw material to many FMCG companies. The IPO comprises of only Offer to Sale and no money will come to the company. The company is being offered at 32 times FY18E earnings. We find the company being slightly over priced. The company will have to adopt a more aggressive dividend payout policy to maintain the RoE above 25%. We remain NEUTRAL on the issue.

*For details, refer to our daily report- *India Equity Analytics***Top News****>> Jindal Saw 3QFY18 Concall highlights:**

>> EBITDA to sales ratio fell because of change in contract structure. Pre -GST regime job work was included in top line & Raw material prices were pass through. In GST regime all the contract for water were executed by way of job work are all now executed as normal contract. Therefore, top line now includes raw material prices as well.

>> And, execution of more water project which are of lower margin (large dia) than oil & gas project. Combination of high execution of water pipeline project & collapse of pre GST contract structure led to fall in EBITDA to sales ratio.

>> Exceptional loss of Rs.30 cr was because of sale of last two ships that company had, Which completed the exit from water way business.

>> Current order book of 1.2 million ton.

>> No major capex on the horizon.

>> Expected to produce more than million ton for FY18. Expect volume growth of 15-20% in FY19.

>> Stainless business picking up very good, currently going through pre-qualification & up gradation process. Sharp growth in stainless business expected and company hopes to become among top three players in one year.

>> Growth drivers are expected to be through value addition and cost control.

>> Expects Middle East market to open up.

>> Company looking up for opportunities in East Africa, Egypt, Vietnam, Singapore.

>> Export market likely to improve in near future.

>> Raw material prices firmed up and company has been successful in passing it on with increase in pipe prices.

>> ONGC continues to be a strong client, new order on seamless front.

>> Increase in demand from water pipeline projects.

>> **Hester Biosciences Mgt Guideline** : The poultry business in the domestic segment has grown by around 9.28 percent while the large animal division has grown by 22 percent.

Q4 is mainly the quarter in which the government tenders are released and the execution of orders take place. So in Q4, Company will definitely have higher sales for the products.

Export is an important segment. In sales, there has been lesser growth than expected. Africa is the main area of export for the company. Company is setting up our own distribution network

The different states have different tendering processes. The tendering business in poultry across India is very small.

>> **GNFC Mgt Guideline** : The company saw significant revenue growth and margin improvement owing to higher toluene di-isocyanate (TDI) price . TDI plant utilisation has increased to 87 percent from 85 percent.

The TDI volume is up 10 percent year-on-year (YoY).

On Dahej plant front, Company said that the TDI plant which was shut down due to certain technical problems, Company have restarted that plant and the production has also started.

Company has enough export orders for next two months. TDI exports has been steadily on the rise . Methanol, Ethyl Acetate have crossed sales realisation in nine months

>> **Shemaroo Entertainment Mgt Guideline** : The explosion in data, consumers can watch videos anywhere and the next leg of growth is expected to come from online streaming. Company believe the traditional media industry should grow at double-digit rate. The digital media industry is growing at 30-35 percent currently.

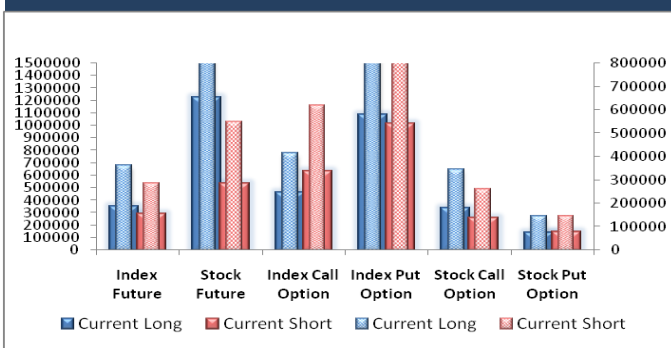
Company hope higher consumption will lead to higher monetisation. Company clocked 400 million YouTube views in the month of September. Company has been recording an average of 17 million views on YouTube every day

Block Deal

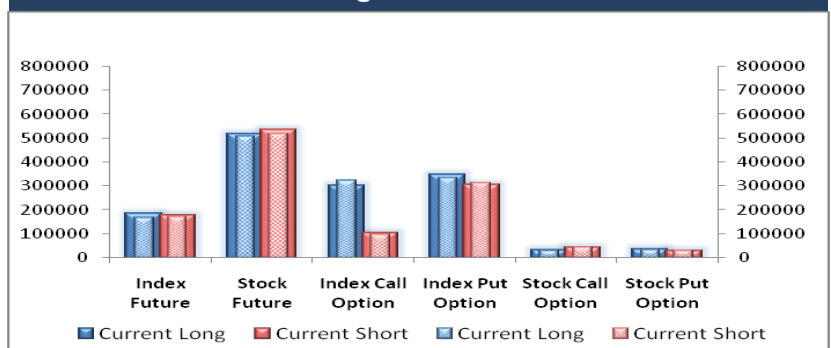
Exchange	Deal Date	Company	Client Name	Deal Type	Quantity	Price
NSE	25-Jan-18	GTPL	ALPA M GHELANI	BUY	1069582	180
NSE	25-Jan-18	INDBANK	RONAK BANSAL	BUY	676361	36
NSE	25-Jan-18	LINCOLN	KIRJAL SECUTIES PVT. LTD	BUY	65442	250
NSE	25-Jan-18	OMAXAUTO	N.K. SECURITIES	BUY	116753	197
NSE	25-Jan-18	PCJEWELLER	VAKRANGEE LIMITED	BUY	2000000	562
NSE	25-Jan-18	GTPL	ALPA M GHELANI	SELL	1066307	174
NSE	25-Jan-18	IDFC	PRUDENTIAL ICICI MUTUAL FUND AC ICICI PRUDENTIAL E	SELL	8619600	57
NSE	25-Jan-18	INDBANK	RONAK BANSAL	SELL	676361	37
NSE	25-Jan-18	LINCOLN	KIRJAL SECUTIES PVT. LTD	SELL	106097	256
NSE	25-Jan-18	OMAXAUTO	N.K. SECURITIES	SELL	116753	197

F&O OPEN INTEREST (Number of Contracts)

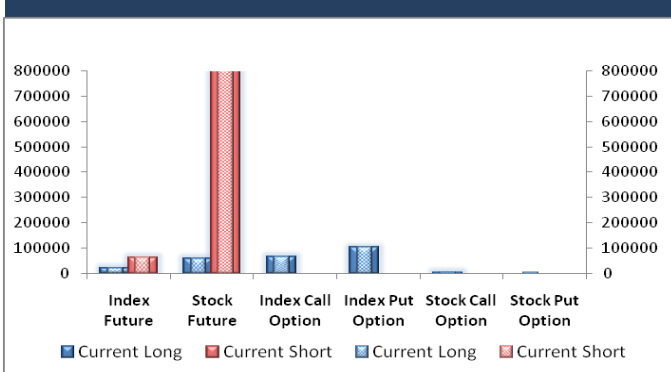
Individual



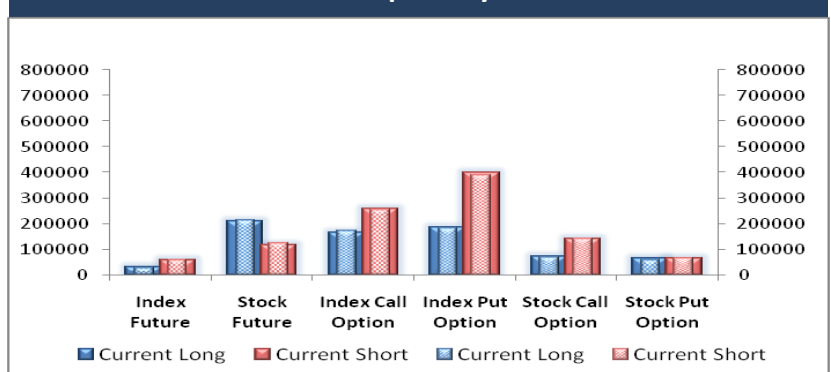
Foreign Institutions



Domestic Institutions

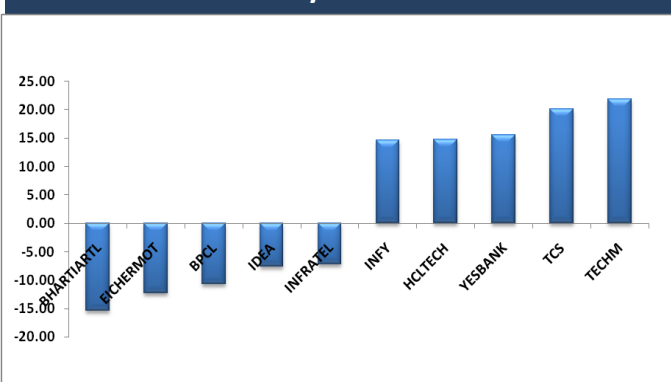


Proprietary

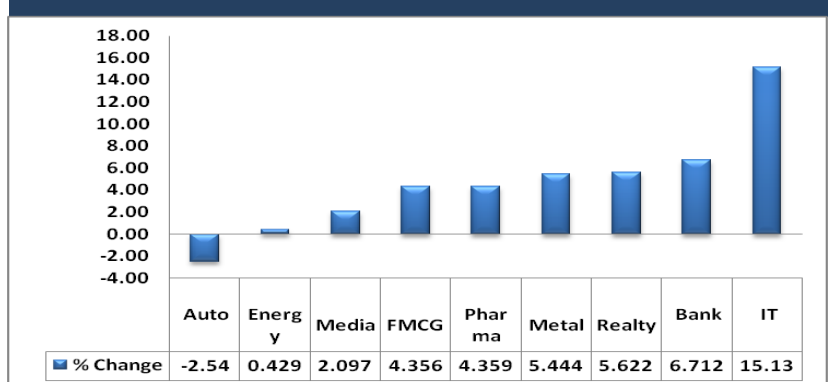


MARKET MOVERS (1 MONTH CHANGE)

Nifty Movers



NSE Sectoral Indices Performance



Result Calendar Q3FY18

Bse Code	Company Name	Date	Bse Code	Company Name	Date
505036	ACGL	29-Jan-18	539594	MISHTANN	29-Jan-18
505216	ALFREDHE	29-Jan-18	520059	MUNJALAU	29-Jan-18
524634	ALUFLUOR	29-Jan-18	524654	NATCAPSUQ	29-Jan-18
532259	APARINDS	29-Jan-18	513023	NBVENTURES	29-Jan-18
512642	ARTIBIOIN	29-Jan-18	500672	NOVARTIND	29-Jan-18
520119	ASAL	29-Jan-18	535754	ORIENTCEM	29-Jan-18
532493	ASTRAMICRO	29-Jan-18	532987	RBL	29-Jan-18
540824	ASTRON	29-Jan-18	537254	RCIIND	29-Jan-18
530999	BALAMINES	29-Jan-18	532712	RCOM	29-Jan-18
500059	BINANIIND	29-Jan-18	532527	RKFORGE	29-Jan-18
532485	BLIL	29-Jan-18	512115	ROSEMER	29-Jan-18
524440	CAMEXLTD	29-Jan-18	532886	SELMCL	29-Jan-18
500040	CENTURYTEX	29-Jan-18	531431	SHAKTIPUMP	29-Jan-18
539681	DAL	29-Jan-18	540673	SIS	29-Jan-18
590031	DENORA	29-Jan-18	503811	SIYSIL	29-Jan-18
503681	ELCIDIN	29-Jan-18	532872	SPARC	29-Jan-18
522074	ELGIEQUIP	29-Jan-18	530177	SPSINT	29-Jan-18
531162	EMAMILTD	29-Jan-18	519238	SPTRSHI	29-Jan-18
532737	EMKAY	29-Jan-18	523222	SRMENERGY	29-Jan-18
500246	ENVAIREL	29-Jan-18	532348	SUBEX	29-Jan-18
531600	GOGIACAP	29-Jan-18	500405	SUPPETRO	29-Jan-18
513309	GOLKONDA	29-Jan-18	530185	SURATEX	29-Jan-18
517372	GUJINTRX	29-Jan-18	531003	SWRNASE	29-Jan-18
532457	GULPOLY	29-Jan-18	531173	SYSCHEM	29-Jan-18
508956	HBLEAS	29-Jan-18	532755	TECHM	29-Jan-18
532216	HBSTOCK	29-Jan-18	505854	TRF	29-Jan-18
500010	HDFC	29-Jan-18	521064	TRIDENT	29-Jan-18
500184	HSCL	29-Jan-18	532156	VAIBHAVGBL	29-Jan-18
500187	HSIL	29-Jan-18	532300	WOCKPHARMA	29-Jan-18
532659	IDFC	29-Jan-18	532056	ADIEXRE	30-Jan-18
533047	IMFA	29-Jan-18	511359	ADMANUM	30-Jan-18
511473	INDBANK	29-Jan-18	517552	ADVNCMIC	30-Jan-18
523465	INDBNK	29-Jan-18	531761	APOLLOPIPES	30-Jan-18
532240	INDNIPPON	29-Jan-18	533271	ASHOKA	30-Jan-18
506222	INEOSSTYRO	29-Jan-18	500028	ATVPR	30-Jan-18
532706	INOXLEISUR	29-Jan-18	540611	AUBANK	30-Jan-18
519606	INTEGFD	29-Jan-18	532380	BABA	30-Jan-18
500458	KORE	29-Jan-18	539251	BALKRISHNA	30-Jan-18
540222	LAURUSLABS	29-Jan-18	500049	BEL	30-Jan-18
500252	LAXMIMACH	29-Jan-18	531340	BERVINL	30-Jan-18
526179	LUDLOWJUT	29-Jan-18	533228	BHARATFIN	30-Jan-18
505320	LYNMC	29-Jan-18	524723	BIJHANS	30-Jan-18
540768	MAHLOG	29-Jan-18	531175	BLSINFOTE	30-Jan-18
500266	MAHSCOOTER	29-Jan-18	526612	BLUEDART	30-Jan-18
506919	MAKERSL	29-Jan-18	534804	CARERATING	30-Jan-18
531319	MARUTISE	29-Jan-18	511243	CHOLAFIN	30-Jan-18

507833	COMPUPN	30-Jan-18	533273	OBEROIRLTY	30-Jan-18
526269	CRSTCHM	30-Jan-18	530175	ODYSSEY	30-Jan-18
540724	DIAMONDYD	30-Jan-18	532391	OPTOCIRCU	30-Jan-18
532927	ECLERX	30-Jan-18	500315	ORIENTBANK	30-Jan-18
500840	EIHOTEL	30-Jan-18	530365	ORIENTBELL	30-Jan-18
532178	ENGINERSIN	30-Jan-18	514460	OSWAYRN	30-Jan-18
523754	EPCIN	30-Jan-18	532900	PAISALO	30-Jan-18
533296	FMNL	30-Jan-18	500302	PEL	30-Jan-18
531375	GCCLINP	30-Jan-18	523648	PLASTIBLEN	30-Jan-18
538961	GENUSPAPER	30-Jan-18	531870	POPULARES	30-Jan-18
511676	GICHSGFIN	30-Jan-18	512105	PROAIMENT	30-Jan-18
500174	GLFL	30-Jan-18	530925	RAMSONS	30-Jan-18
532424	GODREJCP	30-Jan-18	533107	RNAVAL	30-Jan-18
533248	GPPL	30-Jan-18	505807	ROLCOEN	30-Jan-18
509488	GRAPHITE	30-Jan-18	501154	ROSEI	30-Jan-18
533282	GRAVITA	30-Jan-18	539561	ROXY	30-Jan-18
517288	GUJARATPOLY	30-Jan-18	532939	RPOWER	30-Jan-18
532425	GULCHEM	30-Jan-18	534618	SAL	30-Jan-18
530055	HRMNYCP	30-Jan-18	540719	SBILIFE	30-Jan-18
505726	IFBIND	30-Jan-18	507894	SCHABLON	30-Jan-18
533257	INDOSOLAR	30-Jan-18	540425	SHANKARA	30-Jan-18
538835	INTELLECT	30-Jan-18	500394	SOLCT	30-Jan-18
504786	INVPRECQ	30-Jan-18	531548	SOMANYCERA	30-Jan-18
530965	IOC	30-Jan-18	533301	SPYL	30-Jan-18
511208	IVC	30-Jan-18	530565	SSLFINANCE	30-Jan-18
532705	JAGRAN	30-Jan-18	513517	STEELCAS	30-Jan-18
523398	JCHAC	30-Jan-18	517168	SUBROS	30-Jan-18
517063	JETKINGQ	30-Jan-18	500403	SUNDRMFAST	30-Jan-18
532771	JHS	30-Jan-18	512527	SUPER	30-Jan-18
570004	JISLDVREQS	30-Jan-18	509930	SUPREMEIND	30-Jan-18
500219	JISLJALEQS	30-Jan-18	530239	SUVEN	30-Jan-18
532162	JKPAPER	30-Jan-18	517201	SWITCHTE	30-Jan-18
530163	KERALAYUR	30-Jan-18	513434	TATAMETALI	30-Jan-18
540680	KIOCL	30-Jan-18	539658	TEAMLEASE	30-Jan-18
526409	KKALPANAIND	30-Jan-18	511730	TRCFIN	30-Jan-18
534690	LAKSHVILAS	30-Jan-18	511096	TVOLCON	30-Jan-18
517415	LEENEE	30-Jan-18	532343	TVSMOTOR	30-Jan-18
500250	LGBBROSLTD	30-Jan-18	521226	UNIROYAL	30-Jan-18
501874	MACKINN	30-Jan-18	526113	UNRYLMA	30-Jan-18
532313	MAHLIFE	30-Jan-18	530401	VINYOFL	30-Jan-18
539207	MANPASAND	30-Jan-18	501370	WALCHPF	30-Jan-18
530537	MANRAJH	30-Jan-18	509046	ZLEENCON	30-Jan-18
523566	MARBU	30-Jan-18	512245	ZNIVITRD	30-Jan-18
513544	MSCTC	30-Jan-18	539300	AKSPINTEX	31-Jan-18
530119	NATRAJPR	30-Jan-18	531147	ALICON	31-Jan-18
532504	NAVINFLUOR	30-Jan-18	521097	AMARJOTHI	31-Jan-18
523558	NETWORK	30-Jan-18	507525	AMRITCORP	31-Jan-18
524774	NGLFINE	30-Jan-18	533573	APLLTD	31-Jan-18
532698	NITINSPIN	30-Jan-18	532212	ARCHIES	31-Jan-18

500101	ARVIND	31-Jan-18	538838	ICL	31-Jan-18
500023	ASIANHOTNR	31-Jan-18	500116	IDBI	31-Jan-18
533138	ASTEC	31-Jan-18	507438	IFBAGRO	31-Jan-18
531310	AVAILFC	31-Jan-18	532636	IIFL	31-Jan-18
531591	BAMPSL	31-Jan-18	502330	IPAPPM	31-Jan-18
524687	BASANTGL	31-Jan-18	532209	J&K;KBANK	31-Jan-18
511698	BHAGYFN	31-Jan-18	500380	JKLAKSHMI	31-Jan-18
511501	BHARAT	31-Jan-18	539947	JLL	31-Jan-18
505688	BHARATGEAR	31-Jan-18	530915	JRFOODS	31-Jan-18
531495	BLUECOAST	31-Jan-18	500228	JSWSTEEL	31-Jan-18
502216	BOMBOT	31-Jan-18	524109	KABRAEXTRU	31-Jan-18
531203	BRANDREAL	31-Jan-18	500233	KAJARIACER	31-Jan-18
504643	BWLLTD	31-Jan-18	590003	KARURVYSYA	31-Jan-18
532386	CALSOFT	31-Jan-18	511728	KZLFIN	31-Jan-18
532813	CANDC	31-Jan-18	504258	LAKSELEC	31-Jan-18
511505	CAPITALT	31-Jan-18	531027	LIBORD	31-Jan-18
539230	CHEMIESYNT	31-Jan-18	511593	LIBORDFIN	31-Jan-18
534758	CIGNITI	31-Jan-18	531633	LINCOPH	31-Jan-18
512018	CNIRESLTD	31-Jan-18	500510	LT	31-Jan-18
531210	COLINZ	31-Jan-18	530441	MAHAN	31-Jan-18
532456	COMPUAGE	31-Jan-18	530243	MANGASOF	31-Jan-18
531067	CONTILI	31-Jan-18	533088	MHRIL	31-Jan-18
522295	CONTROLPR	31-Jan-18	522036	MIVENMACH	31-Jan-18
506395	COROMANDEL	31-Jan-18	512267	MMWL	31-Jan-18
500096	DABUR	31-Jan-18	503772	MODWOOL	31-Jan-18
526443	DATASOFT	31-Jan-18	540254	MTPL	31-Jan-18
500119	DHAMPURSUG	31-Jan-18	520043	MUNJALSHOW	31-Jan-18
531153	DILIGENT	31-Jan-18	526831	NAINAMS	31-Jan-18
540789	DNAMEDIA	31-Jan-18	502407	NATHPULP	31-Jan-18
504908	DUNCANENG	31-Jan-18	523630	NFL	31-Jan-18
523127	EIHAHOTELS	31-Jan-18	539551	NH	31-Jan-18
526574	ENTRINT	31-Jan-18	521009	NIWASSP	31-Jan-18
539844	EQUITAS	31-Jan-18	500730	NOCIL	31-Jan-18
500495	ESCORTS	31-Jan-18	532555	NTPC	31-Jan-18
500086	EXIDEIND	31-Jan-18	521062	OCTAVE	31-Jan-18
530705	FLORATX	31-Jan-18	508941	PANCARBON	31-Jan-18
530389	GEEFC	31-Jan-18	531255	PARAGONF	31-Jan-18
500171	GHCL	31-Jan-18	511702	PARSHINV	31-Jan-18
530469	GSLSEC	31-Jan-18	524046	PETPLST	31-Jan-18
505712	GUJAUTO	31-Jan-18	506590	PHILIPCARB	31-Jan-18
500185	HCC	31-Jan-18	519439	PIONAGR	31-Jan-18
500179	HCL-INSYS	31-Jan-18	532979	PIRPHYTO	31-Jan-18
503689	HEALINV	31-Jan-18	531256	PRAVEEN	31-Jan-18
509631	HEG	31-Jan-18	530589	PRIMAPLA	31-Jan-18
532041	HINDBIO	31-Jan-18	532689	PVR	31-Jan-18
513599	HINDCOPPER	31-Jan-18	532503	RAJPALAYAM	31-Jan-18
539984	HUIL	31-Jan-18	530807	REGALIAA	31-Jan-18
532174	ICICIBANK	31-Jan-18	500390	RELINFRA	31-Jan-18

511403	SAIJEEV	31-Jan-18	521151	DHANFAB	1-Feb-18
526885	SARLAPOLY	31-Jan-18	513452	ELANGO	1-Feb-18
524546	SHABCHM	31-Jan-18	500135	ESSELPRO	1-Feb-18
526137	SHETR	31-Jan-18	536751	FIVEXTRADE	1-Feb-18
532638	SHOPERSTOP	31-Jan-18	500150	FOSECOIND	1-Feb-18
523606	SIKA	31-Jan-18	531399	GGAUTO	1-Feb-18
504398	SJCORP	31-Jan-18	509152	GRPLTD	1-Feb-18
505650	SKYLMILAR	31-Jan-18	508486	HAWKINCOOK	1-Feb-18
521161	SLSTLQ	31-Jan-18	532334	HBESD	1-Feb-18
532419	SMARTLINK	31-Jan-18	532333	HBPOR	1-Feb-18
512014	SOBME	31-Jan-18	500211	INSILCO	1-Feb-18
531359	SRAMSET	31-Jan-18	540775	KHADIM	1-Feb-18
513605	SRIPIPES	31-Jan-18	524000	MAGMA	1-Feb-18
515081	SRIVAJRA	31-Jan-18	540704	MATRIMONY	1-Feb-18
536799	SRSFIN	31-Jan-18	503015	MODERN	1-Feb-18
513488	SSWRL	31-Jan-18	500290	MRF	1-Feb-18
513151	STINDIA	31-Jan-18	532944	ONMOBILE	1-Feb-18
538876	STSERV	31-Jan-18	506579	ORIENTCQ	1-Feb-18
540212	TCIEXP	31-Jan-18	502420	ORIENTPPR	1-Feb-18
526638	TEXELIN	31-Jan-18	531626	OROSMITHS	1-Feb-18
509945	THACKER	31-Jan-18	532366	PNBGILTS	1-Feb-18
533158	THANGAMAYL	31-Jan-18	532898	POWERGRID	1-Feb-18
503663	TILAK	31-Jan-18	540293	PRICOLLTD	1-Feb-18
500414	TIMEX	31-Jan-18	532805	REDINGTON	1-Feb-18
531644	TOKYOFIN	31-Jan-18	531447	ROCKONENT	1-Feb-18
500418	TOKYOPLAST	31-Jan-18	532699	ROHLTD	1-Feb-18
531279	TRISHAKT	31-Jan-18	532284	TCFCFINQ	1-Feb-18
505978	TRITONV	31-Jan-18	500114	TITAN	1-Feb-18
502281	TRIVENIGQ	31-Jan-18	500464	UCALFUEL	1-Feb-18
503671	UNIJOLL	31-Jan-18	519214	WILLIMFI	1-Feb-18
500295	VEDL	31-Jan-18	532794	ZEEMEDIA	1-Feb-18
537820	VFL	31-Jan-18	504988	ZWELCAST	1-Feb-18
524394	VIMTALABS	31-Jan-18	523395	3MINDIA	2-Feb-18
539118	VRLLG*	31-Jan-18	535755	ABFRL	2-Feb-18
517399	VXLINSTR	31-Jan-18	532268	ACCELYA	2-Feb-18
538873	WINYCOMM	31-Jan-18	523411	ADCINDIA	2-Feb-18
504370	ZARDIINV	31-Jan-18	526847	ASHSI	2-Feb-18
532404	7TEC	1-Feb-18	505506	AXONVL	2-Feb-18
500710	AKZOINDIA	1-Feb-18	531268	B2BSOFT	2-Feb-18
500477	ASHOKLEY	1-Feb-18	532977	BAJAJ-AUTO	2-Feb-18
523850	AXTEL	1-Feb-18	500490	BAJAJHLDNG	2-Feb-18
532978	BAJAJFINSV	1-Feb-18	509053	BANASFN	2-Feb-18
500034	BAJFINANCE	1-Feb-18	522004	BATLIBOI	2-Feb-18
539607	BLUECLOUDS	1-Feb-18	506285	BAYERCROP	2-Feb-18
519600	CCL	1-Feb-18	505681	BIMETAL	2-Feb-18
532443	CERA	1-Feb-18	535620	BINNYMILLS	2-Feb-18
500480	CUMMINSIND	1-Feb-18	533108	BTTL	2-Feb-18
532640	CYBERMEDIA	1-Feb-18	533272	CEBBCO	2-Feb-18

502445	CITADEL	2-Feb-18	532390	TAJGVK	2-Feb-18
500097	DALMIASUG	2-Feb-18	500800	TATAGLOBAL	2-Feb-18
519588	DFM	2-Feb-18	500413	THOMASCOOK	2-Feb-18
539979	DIGJAMLT	2-Feb-18	530475	TINNARUBR	2-Feb-18
526783	DRAGARWQ	2-Feb-18	532375	TIPSINDLTD	2-Feb-18
500128	ELECTCAST	2-Feb-18	514236	TRUPTWI	2-Feb-18
500153	GANESHBE	2-Feb-18	507747	TTKHEALTH	2-Feb-18
500155	GARDENSILK	2-Feb-18	532478	UBL	2-Feb-18
500660	GLAXO	2-Feb-18	524408	UNIVSTAR	2-Feb-18
533150	GODREJPROP	2-Feb-18	500238	WHIRLPOOL	2-Feb-18
505576	GOLDCORP	2-Feb-18	590013	XPROINDIA	2-Feb-18
509546	GRAVISSHO	2-Feb-18	511601	YASHMGM	2-Feb-18
506076	GRINDWELL	2-Feb-18	512587	ZODJRDMKJ	2-Feb-18
539522	GROVY	2-Feb-18	532141	ANDHRACEMT	3-Feb-18
539336	GUJGAS	2-Feb-18	511605	ARIHCAPM	3-Feb-18
507960	GUJHOTE	2-Feb-18	524695	ASIANFR	3-Feb-18
532855	HARYNACAP	2-Feb-18	531595	CGCL	3-Feb-18
509073	HATHWAYB	2-Feb-18	531460	CONTICON	3-Feb-18
500440	HINDALCO	2-Feb-18	517437	DUTRON	3-Feb-18
522073	HITECHGEAR	2-Feb-18	524226	GAEL	3-Feb-18
509162	INDAG	2-Feb-18	539206	GVBL	3-Feb-18
523586	INDTONER	2-Feb-18	524330	JAYAGROGN	3-Feb-18
539083	INOXWIND	2-Feb-18	532644	JKCEMENT	3-Feb-18
511034	JINDRILL	2-Feb-18	505750	JOSTS	3-Feb-18
532304	KJMCCORP	2-Feb-18	517206	LUMAXIND	3-Feb-18
530235	KJMCFIN	2-Feb-18	523792	MAZDALTD	3-Feb-18
507912	LKPFIN	2-Feb-18	524709	NACLIND	3-Feb-18
540192	LKPSEC	2-Feb-18	540769	NIACL	3-Feb-18
500265	MAHSEAMLES	2-Feb-18	506532	NITTAGELA	3-Feb-18
514418	MANORG	2-Feb-18	500459	PGHH	3-Feb-18
526642	MIRZAIN	2-Feb-18	523642	PIIND	3-Feb-18
506261	MODISNME	2-Feb-18	531688	PRITHVIECH	3-Feb-18
500109	MRPL	2-Feb-18	539359	PRITKAUTO	3-Feb-18
532777	NAUKRI	2-Feb-18	507966	RASRESOR	3-Feb-18
524558	NEULANLAB	2-Feb-18	530517	RELAXO	3-Feb-18
509782	OSEASPR	2-Feb-18	533470	RUSHIL	3-Feb-18
532486	POKARNA	2-Feb-18	502450	SESHAPAPER	3-Feb-18
539354	POLYSPIN	2-Feb-18	513709	SHILGRAVQ	3-Feb-18
532460	PONNIERODE	2-Feb-18	513418	SMFIL	3-Feb-18
500540	PREMIER	2-Feb-18	508905	SMIFS	3-Feb-18
521149	PRIMEURB	2-Feb-18	522152	SOLIMAC	3-Feb-18
530291	RAJAGRO	2-Feb-18	516038	SOMAPPR	3-Feb-18
524037	RAMAPHO	2-Feb-18	524667	SOTL	3-Feb-18
539435	RFSL	2-Feb-18	519483	TAIIND	3-Feb-18
532983	RPGLIFE	2-Feb-18	532477	UNIONBANK	3-Feb-18
539346	SADBHIN	2-Feb-18	532867	V2RETAIL	3-Feb-18
520086	SICAL	2-Feb-18	524200	VINATIORGA	3-Feb-18
503229	SIMPLXREA	2-Feb-18	534392	VSSL	3-Feb-18
514454	SOUTLAT	2-Feb-18	514470	WINSOMTX	3-Feb-18

Earning Estimate Q3FY18

BSE CODE	NSE CODE	Sales Rs Cr	Sales YoY	Pat Rs Cr	PAT YoY
25-Jan-18	L&TFH	1144	22.50	381	40.70
25-Jan-18	AJANTPHARM	526	(1.30)	116	(18.70)
25-Jan-18	DMART	4241	27.00	236	55.60
25-Jan-18	DRREDDY	3664	(1.20)	341	(27.50)
25-Jan-18	JINDALSTEL	6144	10.10	(593)	Loss
25-Jan-18	LICHSGFIN	924	1.00	517	3.60
25-Jan-18	MARUTI	19260	14.20	2031	16.40
25-Jan-18	SHRIRAMCIT	901	18.10	203	28.90
27-Jan-18	DIVISLAB	989	3.00	233	(13.30)
27-Jan-18	PERSISTENT	790	5.90	86	5.30
27-Jan-18	SRTRANSFIN	1688	19.60	504	45.80
29-Jan-18	EMAMILTD	813	12.00	222	8.30
29-Jan-18	HDFC	2955	14.70	1946	14.40
29-Jan-18	TECHM	7830	3.60	736	(14.00)
30-Jan-18	ASHOKA	624	19.00	42	(2.70)
30-Jan-18	BEL	2380	14.10	305	(18.50)
30-Jan-18	BHARATFIN	2459	43.60	791	42.40
30-Jan-18	CHOLAFIN	751	24.30	221	36.10
30-Jan-18	GODREJCP	2750	15.00	422	21.00
30-Jan-18	IOC	120639	29.60	5600	40.20
30-Jan-18	JAGRAN	587	(2.50)	89	(8.50)
30-Jan-18	MANPASAND	139	36.00	10	114.20
30-Jan-18	OBEROIRLTY	339	34.40	113	33.20
30-Jan-18	TVSMOTORS	3583	20.10	159	19.50
31-Jan-18	APLLTD	800	3.90	94	9.00
31-Jan-18	ARVIND	2676	14.60	77	(1.10)
31-Jan-18	DABUR	2069	12.00	360	22.40
31-Jan-18	EQUITAS	240	4.60	15	(65.90)
31-Jan-18	ESCORT	1246	14.00	75	35.50
31-Jan-18	EXIDEIND	1986	15.10	135	(10.90)
31-Jan-18	ICICIBANK	5847	9.00	2225	(8.90)
31-Jan-18	JSWSTEEL	17144	22.30	1598	118.80
31-Jan-18	LT	28950	10.10	1430	47.00
31-Jan-18	NTPC	19960	2.90	2706	20.60
31-Jan-18	PVR	618	15.00	40	68.70
31-Jan-18	VEDL	23203	19.50	2412	29.20
1-Feb-18	ASHOKLEY	6948	53.80	402	148.70
1-Feb-18	BAJAJFINSV	5563	22.70	224	24.00
1-Feb-18	CUMMINSIND	1431	5.60	210	6.00
1-Feb-18	POWERGRID	7179	10.40	2167	12.30
1-Feb-18	TITAN	4605	20.00	326	28.70
2-Feb-18	UBL	1189	16.00	67	31.40
2-Feb-18	BAJAJ-AUTO	6211	22.60	1053	13.90
2-Feb-18	GLAXO	786	14.00	108	207.80
2-Feb-18	HINDALCO	27977	15.20	1120	278.20
2-Feb-18	MRPL	13275	15.70	597	5.50
2-Feb-18	NAUKRI	226	21.40	69	46.40

3-Feb-18	JKCEMENT	1126	26.80	72	9.40
3-Feb-18	PGHH	766	19.00	153	1.80
3-Feb-18	PIIND	600	20.00	97	3.20
3-Feb-18	UNIONBANK	2412	12.90	123	18.10

Result Q3FY18

BSE CODE	NSE CODE	Sales Rs Cr	Sales YoY	Pat Rs Cr	PAT YoY
532523	BIOCON	1057	3.37	92	(46.35)
500331	PIDILITIND	1543	15.63	239	18.01
532285	GEOJITBNPP	91	44.97	20	33.60
539978	QUESS	1584	54.30	70	125.45
517569	KEI	889	25.33	39	43.49
526596	LIBERTSHOE	163	28.44	3	126.09
532795	SITICABLE	357	19.61	(32)	(3.50)
503960	BBL	228	36.87	10	124.30
508906	EVERESTIND	291	16.88	9	(164.10)
530343	GENUSPOWER	200	8.91	13	6.47
500214	IONEXCHANG	243	26.48	9	44.03
532400	KPIT	913	9.99	62	(16.15)
531344	Concor	1640	23.27	289	55.38
500330	RAYMOND	1484	13.55	29	(297.41)
526299	MPHASIS	1661	8.13	215	7.31
514142	TTL	140	(28.39)	1	11.11
532795	SITICABLE	358	19.85	(37)	11.58
500214	IONEXCHANG	243	26.48	9	44.03
532612	INDOCO	274	0.73	23	28.82
500124	DRREDDY	2487	(2.23)	305	(28.97)
500033	BAJAJTEMPO	750	20.54	14	(39.10)
505412	WENDT	31	(3.26)	3	23.29
506235	ALEMBICLTD	30	11.02	6	717.65
532497	RADICO	483	16.82	35	77.72
500288	MOREPENLAB	142	1.84	10	106.62
511389	VIDEOIND	363	(81.47)	(1272)	163.93
500245	KIRLOSFERR	477	86.72	11	(35.62)
500231	JKDAIRY	65	50.00	3	(1413.64)
517522	RAJGLOWIR	87	24.50	2	(28.78)
513729	AROGRANITE	46	(11.08)	0	(94.96)
526817	CHEVIOT	90	(8.96)	18	150.61
532742	PAUSHAKLTD	29	47.22	5	90.08
540173	PNBHOUSING	1438	44.03	217	57.83
532822	IDEA	6506	(24.88)	(1285)	234.59
539268	SYNGENE	388	16.74	82	10.08
532832	IBREALEST	2100	599.44	85	96.12
533023	WABCOINDIA	616	33.56	64	46.10
532938	CAPF	988	36.05	87	41.72
539876	Crompton Gr. Con	938	6.71	70	27.87
512070	UPL	4192	6.95	579	26.09
533519	L&TFH	2630	25.61	384	41.79
533167	COROENGG	7	(4.03)	(2)	46.71

507880	VIPIND	338	9.95	27	73.15
526227	FILATEX	504	36.97	14	101.11
532331	AJANTPHARM	587	13.98	147	2.87
533758	APLAPOLLO	1275	11.24	36	21.55
532286	JINDALSTEL	7015	32.44	(276)	(32.26)
500253	LICHSGFIN	3738	5.95	491	(1.64)
532500	MARUTI	18940	13.93	1799	3.12
523385	NILKAMAL	522	5.43	33	17.32
517447	RSSOFTWARE	14	(21.32)	(8)	82.55
538666	SHARDACROP	325	36.94	11	(39.44)
512070	UPL	4194	7.00	579	26.09
532762	ACE	279	48.58	16	239.75
509438	BENARAS	15	(9.22)	2	(34.47)
530393	DBSTOCKBRO	2	118.92	1	1233.33
523207	KOKUYOCMLN	143	11.38	5	(293.05)
532988	RANEENGINE	91	14.01	(3)	89.39
532498	SHRIRAMCIT	1338	15.77	226	42.98
533121	SQSBFSI	70	15.60	5	39.47
534756	TARAJEWELS	71	(80.10)	(201)	(15113.43)
532301	TATACOFFEE	166	(12.36)	10	(71.35)
532488	DIVISLAB	1038	6.62	225	(16.27)
533179	PERSISTENT	791	6.10	92	11.86
511218	SRTRANSFIN	3088	13.65	496	43.28
540376	DMART	4095	22.64	252	65.79

Economic Calendar

Country	Monday 29th Jan 18	Tuesday 30th Jan 18	Wednesday 31th Jan 18	Thursday 1st Feb 18	Friday 2nd Feb 18
US	Core PCE Price Index m/m , Personal Spending m/m, Personal Income m/m	S&P/CS Composite-20 HPI y/y , CB Consumer Confidence	Challenger Job Cuts y/y , Employment Cost Index q/q , Chicago PMI , Pending Home Sales m/m , Crude Oil Inventories , FOMC Statement , Federal Funds Rate	ADP Non-Farm Employment Change , Unemployment Claims , Prelim Nonfarm Productivity q/q , Prelim Unit Labor Costs q/q , Final Manufacturing PMI , ISM Manufacturing PMI , Construction Spending m/m , ISM Manufacturing Prices , Natural Gas Storage , Total Vehicle Sales.	Average Hourly Earnings m/m , Non-Farm Employment Change, Unemployment Rate , Factory Orders m/m
UK/EURO ZONE	French Consumer Spending m/m	German Retail Sales m/m , French Prelim CPI m/m , Spanish Flash CPI y/y , Italian Monthly Unemployment Rate , Net Lending to Individuals m/m ,Prelim Flash GDP q/q , 10-y Bond Auction	CPI Flash Estimate y/y , Core CPI Flash Estimate y/y, Unemployment Rate, French Flash GDP q/q	Manufacturing PMI , Spanish Manufacturing PMI , Italian Manufacturing PMI , French Final Manufacturing PMI , German Final Manufacturing PMI , Final Manufacturing PMI	Construction PMI , PPI m/m
INDIA				Auto sales No , Niekki Manufacturing PMI no & Union Budget	



Narnolia Securities Ltd

201 | 2nd Floor | Marble Arch Building | 236B-AJC Bose
Road | Kolkata-700 020 , Ph : 033-40501500

email: narnolia@narnolia.com,
website : www.narnolia.com

Risk Disclosure & Disclaimer: This report/message is for the personal information of the authorized recipient and does not construe to be any investment, legal or taxation advice to you. Narnolia Securities Ltd. (Hereinafter referred as NSL) is not soliciting any action based upon it. This report/message is not for public distribution and has been furnished to you solely for your information and should not be reproduced or redistributed to any other person in any form. The report/message is based upon publicly available information, findings of our research wing "East wind" & information that we consider reliable, but we do not represent that it is accurate or complete and we do not provide any express or implied warranty of any kind, and also these are subject to change without notice. The recipients of this report should rely on their own investigations, should use their own judgment for taking any investment decisions keeping in mind that past performance is not necessarily a guide to future performance & that the the value of any investment or income are subject to market and other risks. Further it will be safe to assume that NSL and /or its Group or associate Companies, their Directors, affiliates and/or employees may have interests/ positions, financial or otherwise, individually or otherwise in the recommended/mentioned securities/mutual funds/ model funds and other investment products which may be added or disposed including & other mentioned in this report/message.