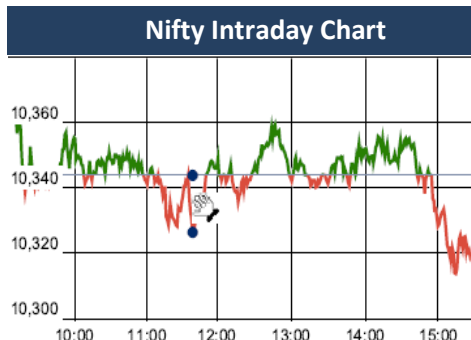


KEY LEVELS

Support 1 : 10225
Support 2 : 10120

Resistance 1 : 10480
Resistance 2 : 10675



Market Outlook

Last week we have seen a sharp up move of Indian equities and after opening with a subdued session, Nifty continuously rose to make a weekly high of 10364.80 on Friday. At last it ended the week at 10323.05. It had a net gain of 1.75% over the previous week's close. The broader market was in favor of bulls as the midcap and small cap indices outshined the benchmark index and closed the week after gaining near 3% each.

On the sectoral front, Banking and Metal indices were the main catalysts to close the market higher. The PSU bank index was the stellar performer during last week and it gained over 35%.

Nifty made a new high last week. With this pattern of higher high-higher low remains maintained. During sharp fall of September, Nifty did not go below 9685 and maintained the higher low pattern. Lst week along with Nifty making new high there was sharp changes in derivative positions as well. Now Nifty Put of 10,000 has open interest of more than 70.0 lakhs and this makes 10,000 as strong support for remaining trading days of October F&O series.

On the upper side, Nifty should face resistance around 10,270 as this is 2.7 standard deviation from 50 days moving average. This rally of 2017 has seen 3 specific patterns over last ten months- 1st- the pattern of Higher high-higher lows, 2nd- Nifty puts getting aggressively written after every 3%-4% consolidation and 3rd on every rally, Nifty facing resistance near 2.7 standard deviations above 50 days moving average.

Fundamentally, Q2 FY18 result session started last week. And all the major results have come ahead of expectation

Quote of the Day : *Absent a lot of surprises, stocks are relatively predictable over twenty years. As to whether they're going to be higher or lower in two to three years, you might as well flip a coin to decide."*

Peter Lynch

Market

Market	Value	% Change
Morning Traded Market		
SGX NIFTY	10,407.50	0.35%
NIKKEI	22,050.54	0.19%
HANG SENG	28,585.15	0.51%
Yesterday Closing Market		
Sensex	33,157.00	0.03%
Nifty	10,323.05	-0.20%
DOW	23,434.19	0.14%
NASDAQ	6,701.26	2.16%
CAC	5,494.13	0.70%
DAX	13,217.54	0.64%
FTSE	7,505.03	0.25%
EW ALL SHARE	19,089.89	-0.05%

% Change in 1 day

Commodity Price (Yesterday Closing)

Commodity/Currencies	Value	% Change
GOLD	29318.00	0.16%
SILVER	39149.00	-0.31%
CRUDEOIL	60.13	0.00%
NATURALGAS	194.20	-3.14%
DOLLAR/RS.	65.05	0.35%
EURO/RS.	75.54	-1.28%
POUND/RS.	85.02	-0.58%

% Change in 1 day

Institutional Turnover

FII			
Investor	Buy(Cr.)	Sale(Cr.)	Net(Cr.)
27-Oct-17	6106	6747	(641)
Oct-17	92889	99998	(7109)
2017	1032279	1054677	(22398)
DII			
Investor	Buy(Cr.)	Sale(Cr.)	Net(Cr.)
27-Oct-17	4154	4098	57
Oct-17	67035	57680	9355
2017	653855	582558	71297

Event Today

Stock Split

ATLASCYCLE (From Rs.10/- to Rs.5/-)
(Exdate : 30.10.2017)

Result

ALEMBICLTD , ASTRAMICRO, BEL
CENTRALBK , CENTURYPLY , EIHOTEL
HDFC , HIL , IDFC , IFBIND
INFRATEL , KAJARIACER , LICHSGFIN
LUPIN , MARICO , ONMOBILE
SINTEX , SUPREMEIND , TATASTEEL
UNIPHOS , UPL , WOCKPHARMA

Concall

SAGCEM , NAVINFLUOR : 11:00 AM
EVERESTIND : 11:00 AM
IOC : 3:00 PM , Lupin : 4:00 PM
Supreme Inds , AU Small : 4:00 PM
UNIPHOS , : 4:00 PM
Equitas Holdings : 4:30 PM
Jubilant Life : 5:00 PM
OnMobile : 5:30 PM

TATAELXSI

"ACCUMULATE"

30th Oct 2017

Management has highlighted that with the use of electronics in cars on the rise, Tataelxsi will continue identifying technologies that can be molded and implemented in the automotive segment, providing the company with enough opportunities to grow. Management remains confident of exploring opportunities that lie ahead in its specialized verticals of automotive, video broadcasting, healthcare and industrial design. Additionally, the company believes that automotive in cars is on the rise and is working on drive less car by 2025. Moreover we are positive with the recent development related to company's Autonomai Platform for Autonomous Vehicles license to a Top Global OEM and company's association with Panasonic for Specialist Design Services in Consumer Products/ Electronics. We expect 11% revenue CAGR and 21% earnings CAGR over FY17E/19E. We value the stock at Rs 925 (23x FY19E EPS) and recommend Accumulate at current prices .

ATFL

"BUY"

27th Oct 2017

Agro Tech Foods Ltd (ATFL) is engaged in the business of marketing food and food ingredients to consumers and institutional customers. ATFL has posted a mixed set of numbers for Q2FY18, sales declined by 2% YoY to Rs 197 cr while PAT shown handsome growth of 23% YoY. Overall volume growth remained flat. Going forward we expect volume to come back in 2QFY18 onward considering recovery in CSD and other alternative channels. Company is also aggressively increasing its wholesale network from last few quarters which will help to boost volume growth going ahead. Company has added over 130 distributors in 1HFY18. This year company will add 50000 more stores in its distribution coverage. Margin expansion is also on cards especially in FY19 led by better products mix and benefits of operating leverage (presently capacity utilization is 40%). we have tweak our sales growth for FY19, downward by 3% and increased PAT by 1%. We still value ATFL at 37 times of FY19's expected EPS and maintain BUY with the previous target price of Rs 630.

*For details, refer to our daily report- *India Equity Analytics***Top News****L&T Finance Holding Ltd. concall 2qfy18**

L&T loan growth is around 25%,ROE to improve growth is from New microfinance centres opened in Q4 of FY17 and Q1 of FY18

Renewable energy and road re-financing segments are also doing pretty well

company's fee income is going to increase from PSU bank recapitalisation

5000cr potential problem asset ,out of which bulk is from EPC segment , some are from coal & thermal and 1 is oil and gas related

2 wheeler NPL to slightly decrease, micro finance NPL is going to increase while farm is going to decrease

>> PVR Concall highlights:

Revenue for 2qfy18 at Rs 555 crore, flat growth yoy,no big movies impacted the revenue.

Exhibition revenue hire by 3% in this quarter

Advertisement revenue to be at 15-18 % for next two years

40 screen lined up in q3&q4.

Optimistic in q3 with gud movies in 3QFY18.

PVX , 20-50 Rs premium is charged

ATP& SPH impacted by gst, company still not clear on further impact .

current no plan for increase in ticket pricing

Notional tax deduction has gone down

Restriction still continues for 4 shows on weeks days & 5 shows on weekends

>> Capital First expects credit growth to be in 30-35% range by FY18 . their return on equity is also directionally headed towards the high-teens 18-20 percent and are on track with that

>> EMAMILTD Result concall Highlights (Q2FY18):

Revenue from Kesh king declined by 16% during the quarter due to it's over dependence on wholesale channels.

The company added 60000 outlets in this quarter, now total distribution reach went up to 7.9 lakh outlets. Planning to increase it to 8.3 lakhs outlets by March 18.

Management sees early sign of recovery.

Rural recovery: recovery is not all around. Recovery in North is better than South.

Management expects complete wholesale recovery by March, 2018.

Management expects 16-17% revenue and 13-14% volume growth for remaining 2 quarters of FY18.

Company's pricing growth for this quarter remained 4%.

Management expects international business to growth at the rate of 16-17% for remaining 2 quarters of FY18.

Modern Trade which contributes 5-5.5% of the revenue grew by 40% YoY in this quarter.

Capex: FY18: Rs 150cr ; FY19: Rs100cr.

Company plans to become debt free by March 18.

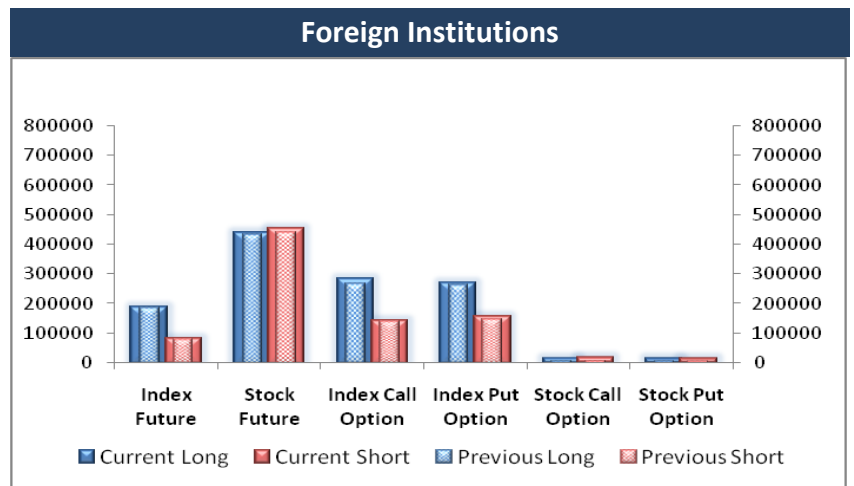
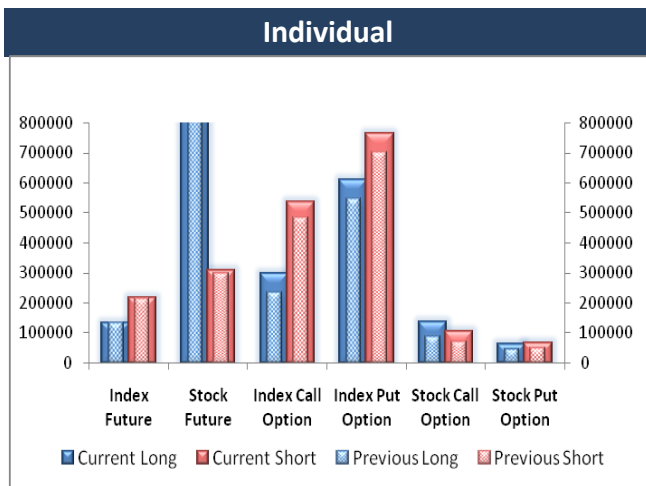
>> Everest Industries Mgt Guideline : The business should go further with the capital investments by the private sector coming in full flow . 90 percent of our sales is to private sector, we do not cater to the government sector at all . Not seeing any particular slowdown happening on account of goods and services tax (GST) . Demonetisation had hit revenues last year. company should do better than Rs 1,200 crore revenues in FY18

>> India Ratings and Research (Ind-Ra), has upgraded **JK Paper Limited's (JKPL)** (i) Long-Term Issuer Rating to 'IND A/Stable' from 'IND A-/Positive', and (ii) Term Deposit Rating to 'IND tA+/Stable' from 'IND tA/Positive'

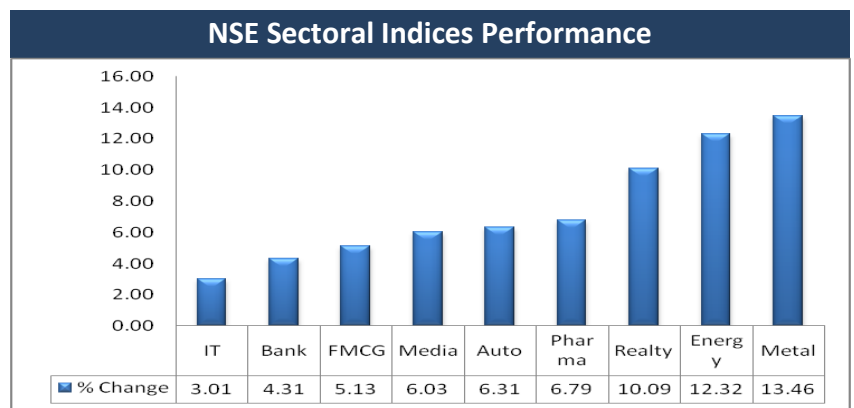
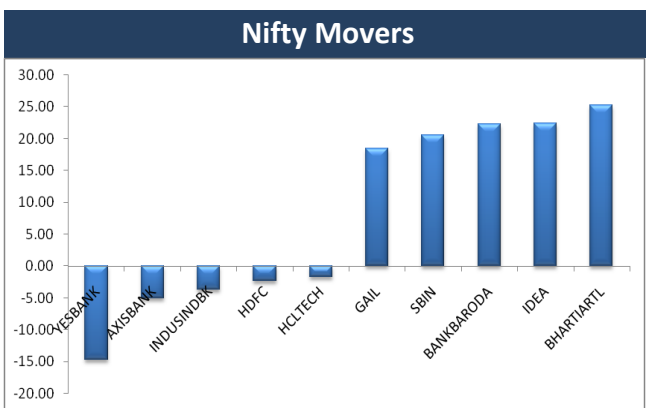
Block Deal

Exchange	Deal Date	Company	Client Name	Deal Type	Quantity	Price
NSE	27-Oct-17	GAMMNINFRA	FRONTIER REALTY PRIVATE LIMITED	BUY	11900000	3
NSE	27-Oct-17	GLOBUSSPR	SILVER STREAM EQUITIES PRIVATE LIMITED	BUY	201107	104
NSE	27-Oct-17	GLOBUSSPR	SUNITA MEHTA	BUY	203299	105
NSE	27-Oct-17	GMBREW	SUNITA MEHTA	BUY	73674	772
NSE	27-Oct-17	JISLDVREQS	MBL & COMPANY LTD.	BUY	118817	69
NSE	27-Oct-17	SAKUMA	CHETAN RASIKLAL SHAH	BUY	137500	209
NSE	27-Oct-17	SAKUMA	JHAVERI TRADING AND INVESTMENT PVT. LTD.	BUY	63000	209
NSE	27-Oct-17	SAKUMA	LOPA SAUMIL BHAVNAGARI	BUY	482221	209
NSE	27-Oct-17	ARIHANTSUP	MOHNISH O CHHAJER	SELL	290643	177
NSE	27-Oct-17	ASHAPURMIN	FIZZA S LAKDAWALA	SELL	800000	52
NSE	27-Oct-17	GAMMNINFRA	GAMMON POWER LIMITED	SELL	12500000	3
NSE	27-Oct-17	GLOBUSSPR	SILVER STREAM EQUITIES PRIVATE LIMITED	SELL	201107	105
NSE	27-Oct-17	GLOBUSSPR	SUNITA MEHTA	SELL	203299	104
NSE	27-Oct-17	GMBREW	SUNITA MEHTA	SELL	68104	772
NSE	27-Oct-17	JISLDVREQS	MBL & COMPANY LTD.	SELL	118817	69
NSE	27-Oct-17	PRESSMN	SARAF PRADEEP KUMAR	SELL	186200	67
NSE	27-Oct-17	PRESSMN	SPARK SECURITIES PVT. LTD	SELL	150000	67
NSE	27-Oct-17	SAKUMA	JHAVERI TRADING AND INVESTMENT PVT. LTD.	SELL	204844	209
NSE	27-Oct-17	SAKUMA	LOPA SAUMIL BHAVNAGARI	SELL	512873	208
NSE	27-Oct-17	SAKUMA	NEWTRAX INVESTMENTS PRIVATE LIMITED	SELL	150000	210

F&O OPEN INTEREST (Number of Contracts)



MARKET MOVERS (1 MONTH CHANGE)



Result Calendar Q2FY18

BSE Code	Company Name	Date	BSE Code	Company Name	Date
505036	ACGL	30-Oct-17	514460	OSWAYRN	30-Oct-17
506235	ALEMBICLTD	30-Oct-17	511702	PARSHINV	30-Oct-17
531147	ALICON	30-Oct-17	500329	PENTAGRAPH	30-Oct-17
521097	AMARJOTHI	30-Oct-17	519262	PRIMAGR	30-Oct-17
532493	ASTRAMICRO	30-Oct-17	531246	PRIMAIN	30-Oct-17
530999	BALAMINES	30-Oct-17	540709	RELHOME	30-Oct-17
500049	BEL	30-Oct-17	502742	SINTEX	30-Oct-17
531175	BLSINFOTE	30-Oct-17	524667	SOTL	30-Oct-17
531203	BRANDREAL	30-Oct-17	530177	SPSINT	30-Oct-17
532885	CENTRALBK	30-Oct-17	531359	SRAMSET	30-Oct-17
532548	CENTURYPLY	30-Oct-17	530565	SSLFINANCE	30-Oct-17
507833	COMPUPN	30-Oct-17	509930	SUPREMEIND	30-Oct-17
539681	DAL	30-Oct-17	530185	SURATEX	30-Oct-17
500840	EIHOTEL	30-Oct-17	517201	SWITCHTE	30-Oct-17
500123	ELANTAS	30-Oct-17	500470	TATASTEEL	30-Oct-17
532630	GOKEX	30-Oct-17	531279	TRISHAKT	30-Oct-17
531111	GOTHIPL	30-Oct-17	500429	UNIPHOS	30-Oct-17
500010	HDFC	30-Oct-17	512070	UPL	30-Oct-17
509675	HIL	30-Oct-17	531234	VICTORYPP	30-Oct-17
532659	IDFC	30-Oct-17	538873	WINYCOMM	30-Oct-17
505726	IFBIND	30-Oct-17	532300	WOCKPHARMA	30-Oct-17
500199	IGPL	30-Oct-17	511038	ZARCOLEA	30-Oct-17
534816	INFRATEL	30-Oct-17	532331	AJANTPHARM	31-Oct-17
500233	KAJARIACER	30-Oct-17	540616	ARTEMIS	31-Oct-17
532889	KPRMILL	30-Oct-17	522004	BATLIBOI	31-Oct-17
526209	KSOILS	30-Oct-17	532454	BHARTIARTL	31-Oct-17
500252	LAXMIMACH	30-Oct-17	500067	BLUESTARCO	31-Oct-17
511593	LIBORDFIN	30-Oct-17	532938	CAPF	31-Oct-17
500253	LICHSGFIN	30-Oct-17	511243	CHOLAFIN	31-Oct-17
500257	LUPIN	30-Oct-17	540481	CLFL	31-Oct-17
500262	MAFATLAFIN	30-Oct-17	531344	CONCOR	31-Oct-17
532313	MAHLIFE	30-Oct-17	500096	DABUR	31-Oct-17
530537	MANRAJH	30-Oct-17	532329	DANLAW	31-Oct-17
531642	MARICO	30-Oct-17	533151	DBCORP	31-Oct-17
531319	MARUTISE	30-Oct-17	532488	DIVISLAB	31-Oct-17
509196	MMRUBBR-B	30-Oct-17	500124	DRREDDY	31-Oct-17
540254	MTPL	30-Oct-17	511634	DUGARHOU	31-Oct-17
506734	MYSORPETRO	30-Oct-17	540063	ECS	31-Oct-17
513023	NBVENTURES	30-Oct-17	523127	EIHAHOTELS	31-Oct-17
500452	NEPCAGRO	30-Oct-17	509525	EMPIND	31-Oct-17
500301	NEPCMICON	30-Oct-17	533477	ENKEIWHEL	31-Oct-17
531077	NEPCPAPER	30-Oct-17	500495	ESCORTS	31-Oct-17
521192	NEPCTEX	30-Oct-17	530705	FLORATX	31-Oct-17
521009	NIWASSP	30-Oct-17	532518	FLORENCE	31-Oct-17
538772	NIYOGIN	30-Oct-17	530389	GEEFC	31-Oct-17
532944	ONMOBILE	30-Oct-17	530469	GSLSEC	31-Oct-17

538838	ICL	31-Oct-17	530431	ADORFO	01-Nov-17
500116	IDBI	31-Oct-17	532259	APARINDS	01-Nov-17
532636	IIFL	31-Oct-17	500877	APOLLOTYRE	01-Nov-17
531672	INANISEC	31-Oct-17	532834	CAMLINFIN	01-Nov-17
517370	INCAP	31-Oct-17	513375	CARBORUNIV	01-Nov-17
539448	INDIGO	31-Oct-17	517437	DUTRON	01-Nov-17
532706	INOXLEISUR	31-Oct-17	532927	ECLERX	01-Nov-17
540526	IRBINVIT	31-Oct-17	531533	ECOM	01-Nov-17
530915	JRFOODS	31-Oct-17	513452	ELANGO	01-Nov-17
500228	JSWSTEEL	31-Oct-17	524768	EMMESSA	01-Nov-17
539276	KAYA	31-Oct-17	532700	ENIL	01-Nov-17
507948	KEYCORP	31-Oct-17	536507	FLFL	01-Nov-17
500458	KORE	31-Oct-17	532809	FSL	01-Nov-17
532400	KPIT	31-Oct-17	532309	GEPIL	01-Nov-17
500250	LGBBROSLTD	31-Oct-17	532424	GODREJCP	01-Nov-17
533007	LGBFORGE	31-Oct-17	501455	GREAVESCOT	01-Nov-17
530441	MAHAN	31-Oct-17	506076	GRINDWELL	01-Nov-17
530243	MANGASOF	31-Oct-17	533525	HEALTHTECH	01-Nov-17
539940	MAXVIL	31-Oct-17	500182	HEROMOTOCO	01-Nov-17
515037	MURUDCERA	31-Oct-17	532129	HEXAWARE	01-Nov-17
526831	NAINAMS	31-Oct-17	524735	HIKAL	01-Nov-17
532777	NAUKRI	31-Oct-17	533148	JSWENERGY	01-Nov-17
519439	PIONAGR	31-Oct-17	500243	KIRLOSIND	01-Nov-17
539354	POLYSPIN	31-Oct-17	521018	MARALOVER	01-Nov-17
509220	PTL	31-Oct-17	539981	MAXINDIA	01-Nov-17
532805	REDINGTON	31-Oct-17	533088	MHRIL	01-Nov-17
530807	REGALIAA	31-Oct-17	532742	PAUSHAKLTD	01-Nov-17
519230	RICHIRICH	31-Oct-17	537839	PHOENIXTN	01-Nov-17
511403	SAIJEEV	31-Oct-17	538771	PINCON	01-Nov-17
500674	SANOFI	31-Oct-17	539007	PINCONLIFE	01-Nov-17
540719	SBILIFE	31-Oct-17	532934	PPAP	01-Nov-17
540653	SINTEXPLAST	31-Oct-17	522205	PRAJIND	01-Nov-17
512014	SOBME	31-Oct-17	514354	PREMIERPOL	01-Nov-17
513488	SSWRL	31-Oct-17	540366	RADIOCITY	01-Nov-17
532531	STAR	31-Oct-17	532370	RAMCOSYS	01-Nov-17
538876	STSERV	31-Oct-17	532419	SMARTLINK	01-Nov-17
500407	SWARAJENG	31-Oct-17	511218	SRTRANSFIN	01-Nov-17
517385	SYMPHONY	31-Oct-17	517168	SUBROS	01-Nov-17
532276	SYNDIBANK	31-Oct-17	540212	TCIEXP	01-Nov-17
532790	TANLA	31-Oct-17	532755	TECHM	01-Nov-17
524204	TEEAI	31-Oct-17	526650	TFCILTD	01-Nov-17
531762	UNJHAFOR	31-Oct-17	539488	TFLL	01-Nov-17
532156	VAIBHAVGBL	31-Oct-17	538597	TTIENT	01-Nov-17
509966	VSTIND	31-Oct-17	532343	TVSMOTOR	01-Nov-17
517399	VXLINSTR	31-Oct-17	532268	ACCELYA	02-Nov-17
533452	WEIZFOREX	31-Oct-17	500710	AKZOINDIA	02-Nov-17
532553	WELENT	31-Oct-17	532418	ANDHRABANK	02-Nov-17
532794	ZEEMEDIA	31-Oct-17	502219	BOROSIL	02-Nov-17
505665	ABCBEARS	01-Nov-17	540700	BRNL	02-Nov-17

519600	CCL	02-Nov-17	523754	EPCIN	03-Nov-17
532443	CERA	02-Nov-17	531953	GCCL	03-Nov-17
500097	DALMIASUG	02-Nov-17	531375	GCCLINP	03-Nov-17
500645	DEEPAKFERT	02-Nov-17	500174	GLFL	03-Nov-17
533146	DLINKINDIA	02-Nov-17	540743	GODREJAGRO	03-Nov-17
523736	DPL	02-Nov-17	533150	GODREJPROP	03-Nov-17
503681	ELCIDIN	02-Nov-17	511441	GUJCRED	03-Nov-17
532511	EXCELCROP	02-Nov-17	500440	HINDALCO	03-Nov-17
522275	GET&D	02-Nov-17	517526	INDITALIA	03-Nov-17
532296	GLENMARK	02-Nov-17	506528	KELENRG	03-Nov-17
533248	GPPL	02-Nov-17	500245	KIRLFER	03-Nov-17
533162	HATHWAY	02-Nov-17	504258	LAKSELEC	03-Nov-17
500185	HCC	02-Nov-17	540648	PALASHSEC	03-Nov-17
509631	HEG	02-Nov-17	532911	PARLESOFT	03-Nov-17
500184	HSCL	02-Nov-17	532810	PFC	03-Nov-17
532835	ICRA	02-Nov-17	532461	PNB	03-Nov-17
520066	JAYBARMARU	02-Nov-17	531562	PUSHPIN	03-Nov-17
532642	JSWHL	02-Nov-17	523598	SCI	03-Nov-17
500249	KSBPUMPS	02-Nov-17	540203	SFL	03-Nov-17
503772	MODWOOL	02-Nov-17	520086	SICAL	03-Nov-17
524816	NATCOPHARM	02-Nov-17	532795	SITINET	03-Nov-17
526721	NICCOPAR	02-Nov-17	514454	SOUTLAT	03-Nov-17
535754	ORIENTCEM	02-Nov-17	517214	SPICEMOBI	03-Nov-17
503031	PENINLAND	02-Nov-17	504959	STOVACQ	03-Nov-17
532898	POWERGRID	02-Nov-17	530883	SUCROSA	03-Nov-17
507962	RAJATH	02-Nov-17	500400	TATAPOWER	03-Nov-17
500260	RAMCOCEM	02-Nov-17	500114	TITAN	03-Nov-17
532369	RAMCOIND	02-Nov-17	500420	TORNTPHARM	03-Nov-17
532699	ROHLTD	02-Nov-17	521064	TRIDENT	03-Nov-17
532735	RSYSTEMINT	02-Nov-17	532505	UCOBANK	03-Nov-17
515043	SAINTGOBAIN	02-Nov-17	506690	UNICHEMLAB	03-Nov-17
522034	SHANTIGEAR	02-Nov-17	532477	UNIONBANK	03-Nov-17
532498	SHRIRAMCIT	02-Nov-17	539118	VRLOG	03-Nov-17
531219	SHYAMAINFO	02-Nov-17	511147	WSFIN	03-Nov-17
503229	SIMPLXREA	02-Nov-17	504067	ZENSARTECH	03-Nov-17
534680	SRGHFL	02-Nov-17	532774	AFL	04-Nov-17
536710	SRGSFL	02-Nov-17	500012	ANDHRAPET	04-Nov-17
513517	STEELCAS	02-Nov-17	500016	ARUNAHTEL	04-Nov-17
500403	SUNDRMFAST	02-Nov-17	526433	ASMTEC	04-Nov-17
532390	TAJGVK	02-Nov-17	524606	BERLDRG	04-Nov-17
532349	TCI	02-Nov-17	531582	BERYLSE	04-Nov-17
533393	TCIDEVELOP	02-Nov-17	531067	CONTILI	04-Nov-17
512117	TWIROST	02-Nov-17	532240	INDNIPPON	04-Nov-17
539874	UJJIVAN	02-Nov-17	539083	INOXWIND	04-Nov-17
512511	VARUNME	02-Nov-17	521248	KITEX	04-Nov-17
500295	VEDL	02-Nov-17	517206	LUMAXIND	04-Nov-17
505688	BHARATGEAR	03-Nov-17	532892	MOTILALOFS	04-Nov-17
531556	CORALFINAC	03-Nov-17	524709	NACLIND	04-Nov-17
532922	EDELWEISS	03-Nov-17	524654	NATCAPSUQ	04-Nov-17

502420	ORIENTPPR	04-Nov-17	530075	SELAN	04-Nov-17
539333	PENPEBS	04-Nov-17	513709	SHILGRAVQ	04-Nov-17
530517	RELAXO	04-Nov-17	533389	SHILPI	04-Nov-17
504614	SARDAEN	04-Nov-17	534392	VSSL	04-Nov-17

Earning Estimate Q2FY18

BSE Code	Company Name	Sale (Cr.)	Sales Growth (%)	PAT (Cr.)	PAT Growth (%)
30-Oct-17	BEL	1982.00	16.40	221.10	(35.50)
30-Oct-17	HDFC	2692.40	17.20	2166.10	18.60
30-Oct-17	INFRATEL	3620.10	10.00	815.40	5.40
30-Oct-17	LICHSGFIN	953.40	10.10	533.70	7.90
30-Oct-17	LUPIN	4104.10	(4.30)	454.00	(31.40)
30-Oct-17	MARICO	1582.90	10.00	195.40	8.20
30-Oct-17	TATASTEEL	32508.90	23.30	1733.30	LP
31-Oct-17	AJANTPHARM	499.90	(3.10)	104.80	(19.80)
31-Oct-17	BHARTIARTL	21695.20	(12.00)	208.60	(85.80)
31-Oct-17	BLUESTARCO	961.00	8.10	30.70	53.50
31-Oct-17	CAPF	455.20	44.50	74.90	30.10
31-Oct-17	CHOLAFIN	721.90	23.10	213.30	24.80
31-Oct-17	CONCOR	1548.20	12.30	262.20	66.10
31-Oct-17	DABUR	2025.10	2.50	381.00	6.70
31-Oct-17	DBCORP	551.20	2.30	89.30	0.90
31-Oct-17	DIVISLAB	922.40	(7.00)	216.10	(28.70)
31-Oct-17	DRREDDY	3737.40	4.20	346.90	6.90
31-Oct-17	ESCORT	1194.40	20.00	65.70	91.30
31-Oct-17	INDIGO	4965.90	19.20	219.80	57.20
31-Oct-17	JSWSTEEL	14909.40	12.70	1162.50	60.00
31-Oct-17	NAUKRI	231.30	10.20	66.70	(16.70)
31-Oct-17	SANOFI	691.10	10.70	88.90	10.30
31-Oct-17	STAR	895.20	(6.10)	43.90	(40.70)
01-Nov-17	RADIOCITY	87.20	7.70	12.10	(25.20)
01-Nov-17	ENIL	126.60	(2.30)	6.60	(17.00)
01-Nov-17	GODREJCP	2674.40	13.50	379.80	18.30
01-Nov-17	HEROMOTOCO	8614.60	10.50	1001.70	(0.30)
01-Nov-17	JSWENERGY	2067.10	1.00	204.30	(6.00)
01-Nov-17	SRTRANSFIN	1616.10	19.40	471.70	21.70
01-Nov-17	TVSMOTORS	4030.40	17.60	220.90	24.50
02-Nov-17	GET&D	930.00	11.50	37.00	79.80
02-Nov-17	GLENMARK	2316.00	6.60	186.30	(15.10)
02-Nov-17	POWERGRID	7254.20	16.40	2089.70	11.40
02-Nov-17	RAMCOCEM	993.10	(1.90)	141.40	(31.70)
02-Nov-17	SHRIRAMCIT	842.10	14.60	230.70	12.80
02-Nov-17	VEDL	21307.30	34.30	2208.50	76.40
03-Nov-17	TATAPOWER	7108.00	(1.40)	544.40	61.90
03-Nov-17	HINDALCO	26612.20	9.90	1107.30	126.20
03-Nov-17	PNB	3916.70	0.90	415.90	(24.30)
03-Nov-17	SITICABLE	351.60	21.70	(26.50)	Loss
03-Nov-17	TITAN	3031.90	15.00	189.20	3.00
03-Nov-17	TORNTPHARM	1646.10	17.10	240.80	16.30
03-Nov-17	UNIONBANK	2319.70	1.90	116.90	(33.90)

Economic Calendar					
Country	Monday 30th Oct 17	Tuesday 31th Oct 17	Wednesday 1th Nov 17	Thursday 2th Nov 17	Friday 3th Nov 17
US	Core PCE Price Index m/m , Personal Spending m/m , Personal Income m/m , Loan Officer Survey	Employment Cost Index q/q , S&P/CS Composite-20 HPI y/y, Chicago PMI , CB Consumer Confidence	ADP Non-Farm Employment Change , ISM Manufacturing PMI, Construction Spending m/m, Crude Oil Inventories , FOMC Statement, Federal Funds Rate	Prelim Nonfarm Productivity q/q , Prelim Unit Labor Costs q/q , Challenger Job Cuts y/y , Natural Gas Storage.	Average Hourly Earnings m/m , Non-Farm Employment Change , Unemployment Rate , Trade Balance , ISM Non- Manufacturing PMI , Factory Orders m/m.
UK/EURO ZONE	German Retail Sales m/m , German Import Prices m/m , French Prelim CPI m/m , Spanish Flash CPI y/y , German Unemployment Change, Net Lending to Individuals m/m , M4 Money Supply m/m	CPI Flash Estimate y/y , Core CPI Flash Estimate y/y , EU Economic Forecasts , Prelim Flash GDP q/q , Unemployment Rate	Italian Manufacturing PMI , French Final Manufacturing PMI, German Final Manufacturing PMI , Manufacturing PMI , Spanish Manufacturing PMI.	Construction PMI , BOE Inflation Report , MPC Official Bank Rate Votes , Monetary Policy Summary , Official Bank Rate , BOE Gov Carney Speaks.	Services PMI , Spanish Services PMI , Italian Services PMI , French Final Services PMI , German Final Services PMI.
INDIA			Auto no, Nikkei Manufacturing PMI.	Auto no,	



Narnolia Securities Ltd

201 | 2nd Floor | Marble Arch Building | 236B-AJC Bose
Road | Kolkata-700 020 , Ph : 033-40501500

email: narnolia@narnolia.com,
website : www.narnolia.com

Risk Disclosure & Disclaimer: This report/message is for the personal information of the authorized recipient and does not construe to be any investment, legal or taxation advice to you. Narnolia Securities Ltd. (Hereinafter referred as NSL) is not soliciting any action based upon it. This report/message is not for public distribution and has been furnished to you solely for your information and should not be reproduced or redistributed to any other person in any form. The report/message is based upon publicly available information, findings of our research wing "East wind" & information that we consider reliable, but we do not represent that it is accurate or complete and we do not provide any express or implied warranty of any kind, and also these are subject to change without notice. The recipients of this report should rely on their own investigations, should use their own judgment for taking any investment decisions keeping in mind that past performance is not necessarily a guide to future performance & that the value of any investment or income are subject to market and other risks. Further it will be safe to assume that NSL and /or its Group or associate Companies, their Directors, affiliates and/or employees may have interests/ positions, financial or otherwise, individually or otherwise in the recommended/mentioned securities/mutual funds/ model funds and other investment products which may be added or disposed including & other mentioned in this report/message.