

### NIFTY KEY LEVELS

Support 1 : 14400  
Support 2 : 14380  
Resistance1:14700  
Resistance2:14800

### Nifty Intraday Chart



### Market Outlook

Yesterday, Nifty opened negative at 14,550.05 and made a low of 14,471.50. From there it moved towards the high of 14617.80 and closed positive at 14595.60 levels. On sectorial front profit booking was seen in IT, Metal, FIN service, Pvt Bank, Media and Realty, while rest of the sector traded with positive bias. India VIX closed negative by 1.13% at 23.03.

!!Nifty continued its northward journey!!

Nifty traded with positive bias throughout the previous trading session, and managed to give the highest ever closing. Moreover, Index may face resistance around 14700 marks whereas support lies near 5 DMA standing near 14400.

### Indian Market

Index (Prev. Close)	Value	% Change
SENSEX	49,584.16	0.19%
NIFTY	14,595.60	0.21%
BANK NIFTY	32,519.75	-0.17%

### Global Market

Index (Prev. Close)	Value	% Change
DOW	30,991.52	-0.22%
NASDAQ	13,112.64	-0.12%
CAC	5,681.14	0.33%
DAX	13,988.70	0.35%
FTSE	6,801.96	0.84%
EW ALL SHARE	24,578.43	0.31%

### Morning Asian Market (8:30 am)

SGX NIFTY	14,597.00	-0.24%
NIKKIE	28,629.50	-0.24%
HANG SENG	28,475.00	-0.08%

### Commodity Market

Commodity(Prev. Close)	Value	% Change
GOLD	49,162.00	-0.29%
SILVER	66,525.00	0.76%
CRUDEOIL	56.37	-0.18%
NATURALGAS	197.90	-1.20%

### Currency Market

Currency (Prev. Close)	Value	% Change
RS./DOLLAR	73.04	-0.14%
RS./EURO	88.86	-0.34%
RS./POUND	99.72	-0.41%

### Bond Yield

Bond yield (Prev. Close)	Value	% Change
G-sec 10YR : IND	5.92	-0.39%

% Change in 1 day

### Institutional Turnover

FII			
Investor	Buy(Cr.)	Sale(Cr.)	Net(Cr.)
14-Jan-21	10175	9099	1077
Jan-21	81276	65345	15930
2021	81276	65345	15930
DII			
Investor	Buy(Cr.)	Sale(Cr.)	Net(Cr.)
14-Jan-21	5773	5961	(188)
Jan-21	49071	60452	(11381)
2021	49071	60452	(11381)

### Events Today

#### Result

BGJL  
BIRLAMONEY  
GGL  
HATHWAY  
HCLTECH  
L&TFH  
ONWARDTEC  
PLASTIBLEN  
PVR  
SHOPERSTOP  
ZARDIINV

Please refer to page pg 05 for Bulk deals, Dividends, Bonus, Spilts, Buyback.

Quote of the Day : "Your limitation—it's only your imagination."

IEA\_WIPRO

ACCUMULATE

15-Jan-21

Demand have shown steady improvement in the last 6 months. The intensity of the service industry continues to rise and the buy time is robust. Management is seeing hike in demand of service offering in digital transformation and Cloud infrastructure in particular. Sequentially improvement in demand along with robust pipeline leads to revenue growth of 3.9% QoQ in rupee terms, 3.7% QoQ in CC terms in 3QFY21. Positive movement in volumes helps in 3Q and will become a growth factor for the coming quarters. Consecutive margin expansion led by operating leverage benefit like better utilization and lower attrition rate. We recommend to ACCUMULATE the stock with the target of Rs. 517 valued at 25 times FY22E EPS.

IEA\_INFY

BUY

15-Jan-21

Consecutive improvement in revenue based on multiple dimensions like digital scaling, large deal wins, continues account expansion, strong client matrix, very strong 1HFY21. Based on the above parameters; management has revised and increased its revenue growth guidance to 4.5-5% YoY in CC terms. Margin guidance also improved for FY21 to be in the range of 24-24.5% (vs 23-24% earlier). On account of healthy pipeline and robust large deal win in 3Q along with exceptionally high deal wins with highest ever TCV of USD \$ 7.13 billion will become growth factor going ahead. We value our stock at Rs. 1529 valued at 30 times FY22E EPS, recommend to BUY the stock.

IEA\_TATAELXSI

ACCUMULATE

14-Jan-21

Rebound to pre-COVID level with the strong pipeline and across business verticals drive revenue growth in 3Q. Improvement in transportation vertical with some strong deal closure seeing some recovery in the automotive market. Margins expansion based on higher utilization, growth in healthcare vertical particularly which is off higher margin and favourable onsite offshore mix. Management expects margins to be in line with the range of 22-24% for FY21. Strong deal pipeline across geos and verticals, and a significant number of large deals indicates positive growth momentum going ahead. We remain positive on the company business operations. We value our stock at Rs. 2787 valued at 36 times FY22E EPS.

IEA\_IIP-CPI

MACRO

13-Jan-21

The Index of Industrial Production for the month of November 2020 moved back into the negative territory . The IIP for the month of November'20 saw a -1.9% growth.The IIP for the April-Nov period stood at -15.5% as opposed to 0.3% in the same period during the previous year.The Consumer Price Index for the month of December 2020 slumped to 4.59% as opposed to 6.93% a month ago. The Inflation took more than a year to settle below the 5% level.Key inflationary trends in the food index could be seen in Oils & Fats (20.05%), Pulses & Products (15.98%) and Meat & Fish (15.21%) due to supply constraints still prevalent in many parts of the country. Despite these inflationary pressures,the vegetable deflation has helped the food inflation to plunge.Retail food inflation drops to 4.59% in December'20 from 6.93% in November'2020.The Monetary Policy Committee has hence held the rate cuts as the supply shock pressures are still upbeat in the economy. The rising fuel prices will still be a worry and will set a hindrance for RBI to cut rates.The Union Budget will be a key lookout for the bond yield movements as the fiscal deficit numbers come out.

IEA\_DMART

NEUTRAL

12-Jan-21

The company is back on track with strong revenue growth of 10%, showing strong performance in the quarter post unlocking of norms done across the country and driven by strong festive season and growing demand sentiment. DMART's operational and distribution efficiency is yielding strong results. However, the company is facing stiff competition from various players in the segment which may have an impact on the company's performance going ahead. The company's approach of controlled acceleration for DMart Ready (its e-commerce business) as against increasing customer's preference towards online retail may also become its constraint in coming times. Considering, the sharp & hasty increase in the price of the stock and valuations as per current scenario we value the stock at target price of Rs.2100 and continue the NEUTRAL rating.

- US mkts ends lower: Dow down 68 pts; Nasdaq down 16 pts
- US Weekly Jobless claims rising highest since Aug
- SGX Nifty Fut trades at 14562 down 61 pts at 7.35 am IST today
- Asian Markets mixed: Shanghai +0.5%; Nikkei -0.22%
- Crude strong: Brent 56.38 \$/bbl; WTI Nymex 53.65 \$/bbl
- Gold trades 1851 \$/oz; Silver 25.71 \$/bbl
- Global metals showing signs of weakness due to Chinese lockdowns
- Dollar Index trades at 90.25
- Joe Biden reveals 'The American Rescue Plan': \$1.9 tln Covid relief plan
- Chinese lockdowns raise demand concerns for Crude Oil
- Global Covid deaths cross 20 lakh mark
- Y'day in cash seg: FII bought 1077 crs; DII sold 188 crs
- Index Futures: FII added 3130 longs and 2170 shorts
- FII net long exposure 72% in Index Futures
- Active Options: Nifty Jan 14400 PE; Jan 14500 PE; Jan 14600CE; Jan 14700CE
- Benchmark Indices at record closing highs for 5th straight session
- Nifty making higher lows in last 4 sessions
- Nifty Lows: Jan11 14383; Jan12 14433; Jan13 14436; Jan14 14472
- Markets continue to follow Buy on Dips strategy
- Distribution phase visible: Index not falling but stocks fall
- IT stocks showing strong leadership signs
- BankNifty moves will depend on HDFCBank last hour trade today
- Maintain stoploss for long positions at week's low 14383
- Today results: HCLTech, PVR, L&TFH
- Tomorrow results: HDFCBank
- TataSteel Long Prodc: Rev up 36.5%; Margins at 32.2%
- Den N/w: Ebitda up 12%; Margins improve to 19%
- Bharat Dynamics: agreement with Thales to mfg STARStreak air defence system in India
- L&T Infotech to expand multi-year, global alliance with IBM to provide digital soln
- V-Guard board meet today to consider investment proposal

## Stock In News

- ❑ **Tata Steel Long Products:** Q3FY21 (Consolidated, YoY) Revenue up 37% at Rs 1,364.2 crore Vs Rs 999.3 crore Net profit of Rs 304.4 crore from Net loss of Rs 112.2 crore Ebitda at Rs 409.6 crore from Rs 34.9 crore Ebitda margin at 30% from 3.5%
- ❑ **Den Networks:** Q3FY21 (Consolidated ,YoY) Revenue up 8% at Rs 342.1 crore from Rs 318 crore Net Profit up 237% at Rs 65.5 crore from Rs 19.3 crore EBITDA at 12% Rs 65 crore from Rs 58 crore EBITDA Margins at 19% from 18% Tax expense of Rs 26 crore in the base quarter
- ❑ **HFCL:** Q3FY21 (Consolidated, YoY) Revenue up 50% at Rs 1,277.48 crore from Rs 853.47 crore Net Profit up 78% at Rs 82.24 crore from Rs 47 crore EBITDA up 82% at Rs 173.65 crore from Rs 95.17 crore EBITDA Margin at 13.5% from 11.2% Has a robust order book of Rs 7,313 crore with an attractive pipeline ahead Has become the largest FTTH Cable Manufacturer in the country Focus on expanding productportfolio and increasing exports
- ❑ **Bharti Airtel:** The weightage of telecom operator Bharti Airtel stock in the MSCI Global Standard Indexes will be raised in the February 2021 quarterly review, said the MSCI. National Securities Depository Limited (NSDL), on January 12, had updated the foreign investment limit for Bharti Airtel from 49 percent to 100 percent.
- ❑ **Bharat Dynamics:** Has signed a Teaming Agreement with Thales to manufacture STARStreak Air Defence System in India. The company will become a part of the STARStreak global supply chain. The agreement will provide an opportunity to offer STARStreak missile system to the Indian Armed Forces with a minimum of 60% indigenous content under 'Make in India'.
- ❑ **PNC Infratech:** PNC Bithur Kanpur Highways, a wholly-owned subsidiary of the company, has received communication from National Highways Authority of India confirming the achievement of Financial Closure for Aligarh-Kanpur Highway Project on Hybrid Annuity Mode. The bid project cost is Rs 2,052 crore and construction period will be 910 days.
- ❑ **L&T Infotech:** The company is expected to expand its multi-year, global alliance with IBM to help businesses transform their operations through open hybrid cloud adoption.

**Red:** Negative Impact **Green:** Positive Impact **Black :** Neutral.

### BULK DEAL

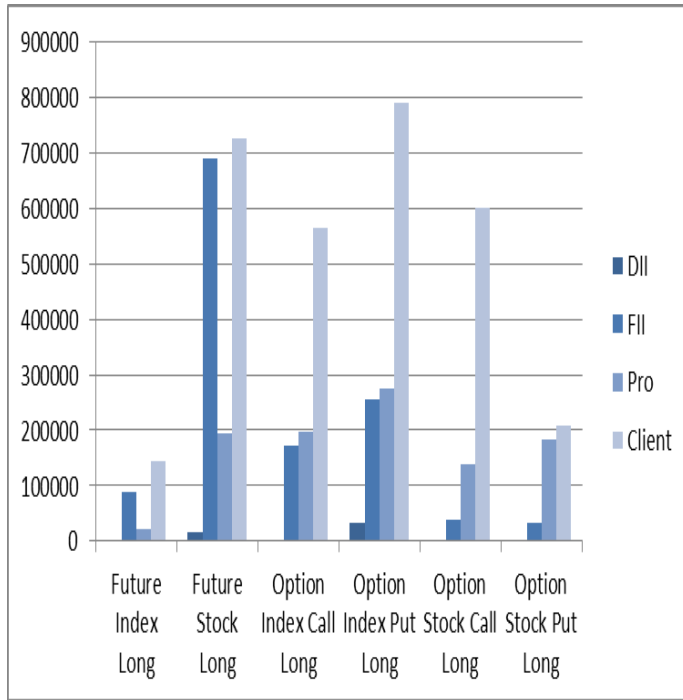
EXCHANGE	Date	SECURITY CODE	CLIENT NAME	DEAL TYPE	QUANTITY	PRICE
BSE	14-01-2021	512169	SUSHILA DEVI AGARWAL	B	25,000	7.17
BSE	14-01-2021	512169	ARMINDER SINGH	S	21,396	7.18
BSE	14-01-2021	540829	PRANABA KUMAR NAYAK	B	66,743	6.59
BSE	14-01-2021	540190	MANISH SHAH	S	24,300	16.6
BSE	14-01-2021	540190	VAGHELA PRAKASH KANTILAL	S	26,625	16.6
BSE	14-01-2021	540190	HANSABEN NITINBHAI CHAUHAN	B	25,450	16.6
BSE	14-01-2021	540190	RESHMA CHAUHAN	B	25,475	16.6
BSE	14-01-2021	500155	ANKITA VISHAL SHAH	B	3,63,677	8.42
BSE	14-01-2021	500155	ANKITA VISHAL SHAH	S	16,761	9.08
BSE	14-01-2021	500155	JAMSON SECURITIES PRIVATE LIMITED	S	4,14,768	8.44
BSE	14-01-2021	531739	PREMIER CAPITAL & SECURITIES PRIVATE LIMITED	S	6,50,000	5.25
BSE	14-01-2021	541627	MAHAVIRBHAI BABUBHAI TIWARI	S	51,700	14.61
BSE	14-01-2021	539097	AMBE SECURITIES PRIVATE LIMITED	S	1,00,000	37.02
BSE	14-01-2021	539947	ALPESHBHAI RASIKLAL SHAH	B	16,500	8.52
BSE	14-01-2021	539947	ALPESHBHAI RASIKLAL SHAH	S	4	9.39
BSE	14-01-2021	539947	SENSEX INFOTECH LLP	S	16,500	8.52
BSE	14-01-2021	540515	CHIRAGKUMAR MAKWANA	S	27,460	14
BSE	14-01-2021	531254	OVERSKUD MULTI ASSET MANAGEMENT PRIVATE LIMITED	B	68,419	22.75
BSE	14-01-2021	531254	SHRI RAVINDRA MEDIA VENTURES PRIVATE LIMITED	S	68,500	22.75
BSE	14-01-2021	539291	VIRALKUMAR RASIKBHAI PATEL	B	21,150	93.07
BSE	14-01-2021	539291	VIRALKUMAR RASIKBHAI PATEL	S	58,718	93.39
BSE	14-01-2021	539291	RICHI DILIP DOSHI	B	20,000	93.48
BSE	14-01-2021	532911	ALPHA LEON ENTERPRISES LLP	B	15,039	12.48
BSE	14-01-2021	532911	ALPHA LEON ENTERPRISES LLP	S	1,20,250	12.45
BSE	14-01-2021	533093	GITANJALI ASHWIN WADHWANI	B	20,000	97
BSE	14-01-2021	539673	SHAH RUPABEN BHARATKUMAR	B	10,000	8.63
BSE	14-01-2021	539673	KARAN PAL SINGH	S	10,000	8.62
BSE	14-01-2021	539673	ABHISHEK CHOUDHARY	S	12,878	8.78
BSE	14-01-2021	512529	ASCENT INDIA FUND III	S	40,00,000	200
BSE	14-01-2021	539026	MANSI RAJESHKUMAR KAPADIA	B	20,000	25.8
BSE	14-01-2021	539026	RAMESH R VYAS	S	20,000	25.17
BSE	14-01-2021	539026	HIMANSHU ANEJA	B	20,000	25.17
BSE	14-01-2021	539026	HIMANSHU ANEJA	S	20,000	25.57
BSE	14-01-2021	523105	VASANTBHAI TALAKCHAND SHAH	S	1,164	23.21
BSE	14-01-2021	523105	VIJAY RASIKLAL SHAH	B	964	23.2

### Corporate Action

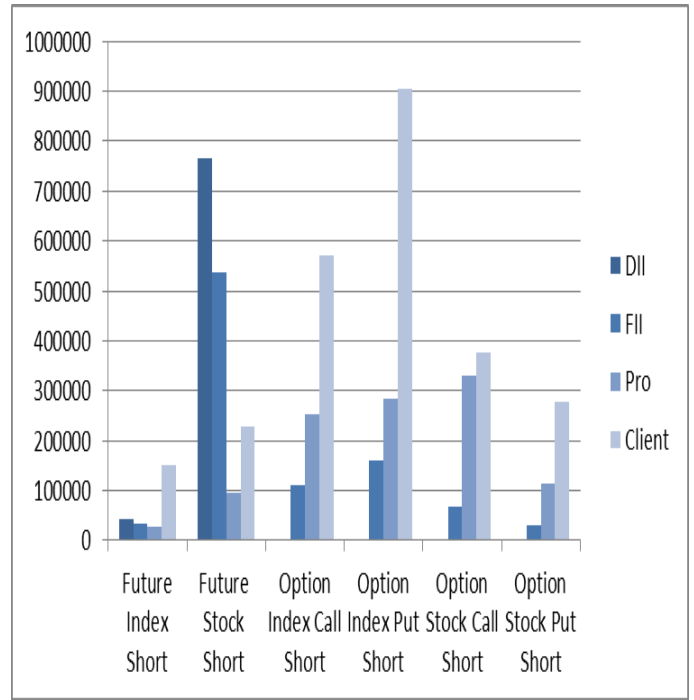
EXCHANGE	SECURITY CODE	SECURITY NAME	EX- DATE	PURPOSE	RECORD DATE
BSE	532994	ARCHIDPLY	18-01-2021	Buy Back of Shares	19-Jan-21

## PARTICIPANT WISE OPEN INTEREST

### Long Position

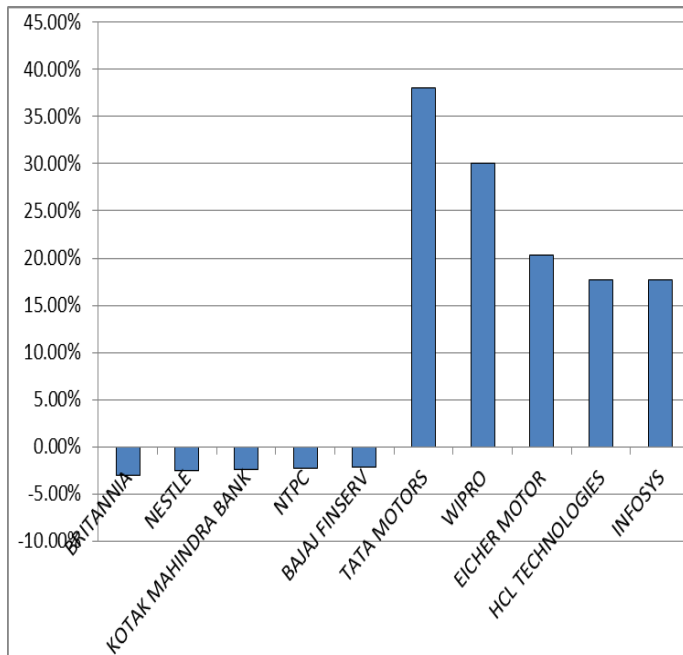


### Short Position

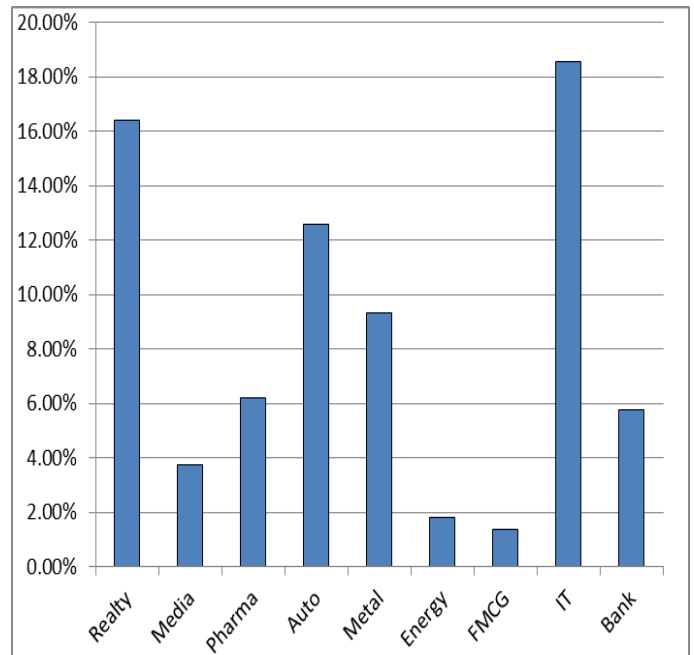


## MARKET MOVERS (1 MONTH CHANGE)

### Nifty Movers



### NSE Sectoral Indices Performance



### Result Calendar Q3FY21

BSE Code	Company Name	Result Date	BSE Code	Company Name	Result Date
518017	BHEEMACEM	11-Jan-21	524661	WELCURE	16-Jan-21
505526	DOLAT	11-Jan-21	533217	HMVL	18-Jan-21
540124	GNA	11-Jan-21	512405	IPOWER	18-Jan-21
509040	NETLINK	11-Jan-21	500266	MAHSCOOTER	18-Jan-21
512103	NIDHGRN	11-Jan-21	532819	MINDTREE	18-Jan-21
509845	RJSHAH	11-Jan-21	539762	MODCL	18-Jan-21
531015	VENMAX	11-Jan-21	500355	RALLIS	18-Jan-21
531404	ZICOM	11-Jan-21	540143	SAGARSOFT	18-Jan-21
500028	ATVPR	12-Jan-21	540737	SGRL	18-Jan-21
538868	CSL	12-Jan-21	538635	SNOWMAN	18-Jan-21
526227	FILATEX	12-Jan-21	531638	SURAJLTD	18-Jan-21
509073	HATHWAYB	12-Jan-21	521064	TRIDENT	18-Jan-21
540136	HPL	12-Jan-21	533573	APLLTD	19-Jan-21
511473	INDBANK	12-Jan-21	541865	ASRL	19-Jan-21
523465	INDBNK	12-Jan-21	500878	CEATLTD	19-Jan-21
532652	KTKBANK	12-Jan-21	542867	CSBBANK	19-Jan-21
540744	MESCON	12-Jan-21	532622	GDL	19-Jan-21
513262	SSWL	12-Jan-21	531531	HATSUN	19-Jan-21
500408	TATAELXI	12-Jan-21	532662	HTMEDIA	19-Jan-21
509953	TRADWIN	12-Jan-21	540716	ICICIGI	19-Jan-21
542655	VIKASMCORP	12-Jan-21	540005	LTI	19-Jan-21
540776	SPAISA	13-Jan-21	500215	ATFL	20-Jan-21
520077	AMTEKAUTO	13-Jan-21	532978	BAJAJFINSV	20-Jan-21
519532	ASIANTNE	13-Jan-21	500034	BAJFINANCE	20-Jan-21
500084	CESC	13-Jan-21	530309	CHANDRAP	20-Jan-21
538476	CTL	13-Jan-21	508906	EVERESTIND	20-Jan-21
540602	GTPL	13-Jan-21	500469	FEDERALBNK	20-Jan-21
500209	INFY	13-Jan-21	541729	HDFCAMC	20-Jan-21
500278	MIDESTI-B	13-Jan-21	532100	INDOCITY	20-Jan-21
522257	RAJOOENG	13-Jan-21	540115	LTTS	20-Jan-21
507685	WIPRO	13-Jan-21	506590	PHILIPCARB	20-Jan-21
533137	DEN	14-Jan-21	502090	SAGCEM	20-Jan-21
542685	DGCONTENT	14-Jan-21	532663	SASKEN	20-Jan-21
500183	HFCL	14-Jan-21	512153	SPECMKT	20-Jan-21
523445	RIIL	14-Jan-21	539268	SYNGENE	20-Jan-21
513010	TATASTLLP	14-Jan-21	540595	TEJASNET	20-Jan-21
517498	WEBELSOLAR	14-Jan-21	509966	VSTIND	20-Jan-21
540545	BGJL	15-Jan-21	500820	ASIANPAINT	21-Jan-21
532974	BIRLAMONEY	15-Jan-21	532977	BAJAJ-AUTO	21-Jan-21
540936	GGL	15-Jan-21	500490	BAJAJHLDNG	21-Jan-21
533162	HATHWAY	15-Jan-21	532523	BIOCON	21-Jan-21
532281	HCLTECH	15-Jan-21	500110	CHENNPETRO	21-Jan-21
533519	L&TFH	15-Jan-21	532175	CYIENT	21-Jan-21
517536	ONWARDTEC	15-Jan-21	526299	MPHASIS	21-Jan-21
523648	PLASTIBLEN	15-Jan-21	500314	ORIENTHOT	21-Jan-21
532689	PVR	15-Jan-21	511702	PARSHINV	21-Jan-21
532638	SHOPERSTOP	15-Jan-21	521080	PASARI	21-Jan-21
504370	ZARDIINV	15-Jan-21	531879	PIONDIST	21-Jan-21
530871	CHEMBOND	16-Jan-21	500405	SUPPETRO	21-Jan-21
507960	GUJHOTE	16-Jan-21	504067	ZENSARTECH	21-Jan-21
500180	HDFCBANK	16-Jan-21	505036	ACGL	22-Jan-21
540526	IRBINVIT	16-Jan-21	506597	AMAL	22-Jan-21
500213	ITHL	16-Jan-21	522134	ARTSONEN	22-Jan-21
539016	NEIL	16-Jan-21	521176	GANGOTRI	22-Jan-21
531172	PRANAVSP	16-Jan-21	543245	GLAND	22-Jan-21
531869	SACHEMT	16-Jan-21	540777	HDFCLIFE	22-Jan-21
540686	SMRUTHIORG	16-Jan-21	500228	JSWSTEEL	22-Jan-21

### Result Calendar Q3FY21

BSE Code	Company Name	Result Date	BSE Code	Company Name	Result Date
500407	SWARAJENG	22-Jan-21	500010	HDFC	02-Feb-21
542774	APMFINVEST	23-Jan-21	524558	NEULANDLAB	02-Feb-21
523405	JMFINANCIL	23-Jan-21	500730	NOCIL	02-Feb-21
532313	MAHLIFE	23-Jan-21	532369	RAMCOIND	02-Feb-21
509930	SUPREMEIND	23-Jan-21	509220	PTL	03-Feb-21
511196	CANFINHOME	25-Jan-21	500260	RAMCOCEM	03-Feb-21
541179	ISEC	25-Jan-21	532370	RAMCOSYS	03-Feb-21
500245	KIRLFER	25-Jan-21	500414	TIMEX	03-Feb-21
504258	LAKSELEC	25-Jan-21	532835	ICRA	04-Feb-21
532504	NAVINFLUOR	25-Jan-21	500660	GLAXO	05-Feb-21
532215	AXISBANK	27-Jan-21	523638	IPRINGLTD	05-Feb-21
530999	BALAMINES	27-Jan-21	524000	MAGMA	05-Feb-21
531162	EMAMILTD	27-Jan-21	533393	TCIDEVELOP	05-Feb-21
500252	LAXMIMACH	27-Jan-21	532515	TVTODAY	05-Feb-21
523754	MAHEPC	27-Jan-21	535755	ABFRL	08-Feb-21
523828	MENONBE	27-Jan-21	500012	ANDHRAPET	08-Feb-21
540767	NAM-INDIA	27-Jan-21	590072	SUNDRMBRAK	08-Feb-21
532661	RML	27-Jan-21	500710	AKZOINDIA	09-Feb-21
502180	SHREDIGCEM	27-Jan-21	540153	ENDURANCE	09-Feb-21
532432	UNITDSPR	27-Jan-21	504093	PANAENERG	09-Feb-21
500049	BEL	28-Jan-21	505800	RANEHOLDIN	09-Feb-21
526612	BLUEDART	28-Jan-21	500330	RAYMOND	09-Feb-21
500830	COLPAL	28-Jan-21	540212	TCIEXP	09-Feb-21
533167	COROENGG	28-Jan-21	511742	UGROCAP	09-Feb-21
523127	EIHAHOTELS	28-Jan-21	500133	ESABINDIA	10-Feb-21
500171	GHCL	28-Jan-21	500150	FOSECOIND	10-Feb-21
504084	KAYCEEI	28-Jan-21	502958	LAKSHMIMIL	10-Feb-21
542651	KPITTECH	28-Jan-21	523160	MORGANITE	10-Feb-21
500250	LGBBROSLTD	28-Jan-21	500307	NIRLON	10-Feb-21
532720	M&MFIN	28-Jan-21	500126	PGHL	10-Feb-21
531319	MARUTISE	28-Jan-21	517506	TTKPRESTIG	10-Feb-21
500331	PIDILITIND	28-Jan-21	500530	BOSCHLTD	11-Feb-21
506655	SUDARSCHEM	28-Jan-21	533007	LGBFORGE	11-Feb-21
512527	SUPER	28-Jan-21	514036	LOYALTEX	11-Feb-21
523411	ADCINDIA	29-Jan-21	517344	MINDTECK	11-Feb-21
500027	ATUL	29-Jan-21	500672	NOVARTIND	11-Feb-21
500067	BLUESTARCO	29-Jan-21	535514	PRIMECAPM	11-Feb-21
541269	CHEMFABALKA	29-Jan-21	539123	VBIND	11-Feb-21
511243	CHOLAFIN	29-Jan-21	530431	ADORFO	12-Feb-21
500087	CIPLA	29-Jan-21	523850	AXTEL	12-Feb-21
500096	DABUR	29-Jan-21	531737	GREENCREST	12-Feb-21
500124	DRREDDY	29-Jan-21	500202	INDLEASE	12-Feb-21
519552	HERITGFOOD	29-Jan-21	511092	JMDVL	12-Feb-21
533179	PERSISTENT	29-Jan-21	501343	MOTOGENFIN	12-Feb-21
532988	RANEENGINE	29-Jan-21	532777	NAUKRI	12-Feb-21
532527	RKFORGE	29-Jan-21	505502	PSITINFRA	12-Feb-21
524715	SUNPHARMA	29-Jan-21	521161	SLSTLQ	12-Feb-21
532390	TAJGVK	29-Jan-21	526901	SONALAD	12-Feb-21
500570	TATAMOTORS	29-Jan-21	521178	SRMCL	12-Feb-21
570001	TATAMTRDVR	29-Jan-21	524038	VENLONENT	12-Feb-21
532174	ICICIBANK	30-Jan-21	500008	AMARAJABAT	13-Feb-21
539437	IDFCFIRSTB	30-Jan-21	531215	RTSPOWR	13-Feb-21
532755	TECHM	30-Jan-21	541163	SANDHAR	13-Feb-21
500870	CASTROLIND	01-Feb-21	500790	NESTLEIND	16-Feb-21
500165	KANSAINER	01-Feb-21	532756	MAHINDCIE	19-Feb-21
532987	RBL*	01-Feb-21	500339	RAIN	25-Feb-21
506767	ALKYLAMINE	02-Feb-21			



Economic Calendar					
Country	Monday 11th Jan 2021	Tuesday 12th Jan 2021	Wednesday 13th Jan 2021	Thursday 14th Jan 2021	Friday 15th Jan 2021
US		JOLTs Job Openings, 10-Year Note Auction	API Weekly Crude Oil Stock, Crude Oil Inventories, CPI	Federal Budget Balance, Beige Book, Initial Jobless Claims	PPI , Retail Sales, Retail Inventories Ex Auto, U.S. Baker Hughes Total Rig Count
UK/EUROPE			Industrial Production	ECB Monetary Policy Statement,	GDP, Trade Balance,
INDIA		CPI, IIP		WPI Inflation	FX Reserves, USD, Trade Balance

Narnolia Financial Advisors Ltd. is a SEBI registered Research Analyst having SEBI Registration No. INH300006500. The Company/Analyst (s) does/do not have any holding in the stocks discussed but these stocks may have been recommended to clients in the past. Clients of Narnolia Financial Advisors Ltd. may be holding aforesaid stocks.

The stocks recommended are based on our analysis which is based on information obtained from public sources and sources believed to be reliable, but no independent verification has been made nor is its accuracy or completeness guaranteed.

**Disclosures:** Narnolia Financial Advisors Ltd. (NFAL) (Formerly Microsec Capital Ltd.) is a SEBI Registered Research Analyst having registration no. INH300006500. NFAL is engaged in the business of providing Stock Broking, Depository Participant, Merchant Banking, Portfolio Management & distribution of various financial products. Details of associate entities of NFAL is available on the website at [www.narnolia.com](http://www.narnolia.com)

No penalties have been levied on NFAL by any Regulatory/Statutory authority. NFAL, its associates, Research Analyst or their relative may have financial interest in the subject company. NFAL and/or its associates and/or Research Analyst may have beneficial ownership of 1% or more securities in the subject company at the end of the month immediately preceding the date of publication of the Research Report. NFAL and its associate company(ies), their directors and Research Analyst and their relatives may; (a) from time to time, have a long or short position in, act as principal in, and buy or sell the securities or derivatives thereof of companies mentioned herein. (b) be engaged in any other transaction involving such securities and earn brokerage or other compensation or act as a market maker in the financial instruments of the company(ies) discussed herein or act as an advisor or lender/borrower to such company(ies) or may have any other potential conflict of interests with respect to any recommendation and other related information and opinions.; however the same shall have no bearing whatsoever on the specific recommendations made by the analyst(s), as the recommendations made by the analyst(s) are completely independent of the views of the associates of NFAL even though there might exist an inherent conflict of interest in some of the stocks mentioned in the research report. Research Analyst may have served as director/officer, etc. in the subject company in the last 12 month period. NFAL and/or its associates may have received compensation from the subject company in the past 12 months. In the last 12 months period ending on the last day of the month immediately preceding the date of publication of this research report, NFAL or any of its associates may have: a) managed or co-managed public offering of securities from subject company of this research report, b) received compensation for investment banking or merchant banking or brokerage services from subject company of this research report, c) received compensation for products or services other than investment banking or merchant banking or brokerage services from the subject company of this research report. d) Subject Company may have been a client of NFAL or its associates during 12 months preceding the date of distribution of the research report. NFAL and its associates have not received any compensation or other benefits from the Subject Company or third party in connection with the research report. NFAL and / or its affiliates may do and seek to do business including Investment Banking with companies covered in the research reports. As a result, the recipients of this report should be aware that NFAL may have a potential conflict of interest that may affect the objectivity of this report. Compensation of Research Analysts is not based on any specific Merchant Banking, Investment Banking or Brokerage service transactions. Research Analyst's views on Subject Company may vary based on Fundamental research and Technical Research. Proprietary trading desk of NFAL or its associates maintains arm's length distance with Research Team as all the activities are segregated from NFAL research activity and therefore it can have an independent view with regards to subject company for which Research Team have expressed their views.

**Analyst Certification** The views expressed in this research report accurately reflect the personal views of the analyst(s) about the subject securities or issues, and no part of the compensation of the research analyst(s) was, is, or will be directly or indirectly related to the specific recommendations and views expressed by research analyst(s) in this report.

**Disclosure of Interest Statement-**

Analyst's ownership of the stocks mentioned in the Report	NIL
---	-----

A graph of daily closing prices of securities is available at [www.nseindia.com](http://www.nseindia.com), [www.bseindia.com](http://www.bseindia.com).

Correspondence Office Address: Arch Waterfront, 5<sup>th</sup> Floor, Block GP, Saltlake, Sector 5, Kolkata 700 091; Tel No.: 033-40541700; [www.narnolia.com](http://www.narnolia.com).

Registered Office Address: Marble Arch, Office 201, 2<sup>nd</sup> Floor, 236B, AJC Bose Road, Kolkata 700 020; Tel No.: 033-4050 1500; [www.narnolia.com](http://www.narnolia.com)

Compliance Officer: Manish Kr Agarwal, Email Id: [mkagarwal@narnolia.com](mailto:mkagarwal@narnolia.com), Contact No.:033-40541700.

Registration details of Company: Narnolia Financial Advisors Ltd. (NFAL): SEBI Stock Broker Registration: INZ000166737 (NSE/BSE/MSEI); NSDL/CDSL: IN-DP-380-2018; Research Analyst: INH300006500, Merchant Banking: (Registration No.: INM000010791), PMS: (Registration No.: INP000002304), AMFI Registered Mutual Fund distributor: ARN 3087

Registration Details of Group entities: G. Raj & Company Consultants Ltd (G RAJ)-BSE Broker INZ260010731; NSDL DP: IN-DP-NSDL-371-2014 || Narnolia Commerce Limited (Formerly Microsec Commerce Ltd.)-MCX/NCDEX Commodities Broker: INZ000051636 || NarnoliaVeloX Advisory Ltd.- SEBI Registered PMS: INP000005109 || Eastwind Capital Advisors Pvt Ltd. (EASTWIND)-SEBI Registered Investment Adviser: INA300005439 || Narnolia Insurance Brokers Limited (Formerly Microsec Insurance Brokers Ltd.)-IRDA Licensed Direct Insurance Broker (Life & Non-Life) Certificate No. 134, License No. DB046/02 || Narnolia Securities Ltd. (NSL)-AMFI Registered Mutual Fund distributor: ARN 20558, PFRDA NPS POP: 27092018 || Narnolia Capital Advisors Pvt. Ltd. - RBI Registered NBFC:B.05.02568.

**Disclaimer:**

This report has been prepared by Narnolia Financial Advisors Ltd. (NFAL) and is meant for sole use by the recipient and not for public circulation. The report and information contained herein is strictly confidential and may not be altered in any way, transmitted to, copied or distributed, in part or in whole, to any other person or to the media or reproduced in any form, without prior written consent of NFAL. The report is based on the facts, figures and information that are considered true, correct, reliable and accurate. The intent of this report is not recommendatory in nature. The information is obtained from publicly available media or other sources believed to be reliable. Such information has not been independently verified and no guaranty, representation of warranty, express or implied, is made as to its accuracy, completeness or correctness. All such information and opinions are subject to change without notice. The report is prepared solely for informational purpose and does not constitute an offer document or solicitation of offer to buy or sell or subscribe for securities or other financial instruments for the clients. Nothing in this report constitutes investment, legal, accounting and tax advice or a representation that any investment or strategy is suitable or appropriate to your specific circumstances. The securities discussed and opinions expressed in this report may not be suitable for all investors, who must make their own investment decisions, based on their own investment objectives, financial positions and needs of specific recipient. Certain transactions -including those involving futures, options, another derivative products as well as non-investment grade securities - involve substantial risk and are not suitable for all investors. Each recipient of this document should make such investigations as it deems necessary to arrive at an independent evaluation of an investment in the securities of companies referred to in this document (including the merits and risks involved), and should consult his/her/its own advisors to determine the merits and risks of such an investment. Though disseminated to all the customers simultaneously, not all customers may receive this report at the same time. NFAL will not treat recipients as customers by virtue of their receiving this report. Neither the Company, not its directors, employees, agents or representatives shall be liable for any damages whether direct or indirect, incidental, special or consequential including lost revenue or lost profits or lost opportunities that may arise from or in connection with the use of the information/report. The person accessing this information specifically agrees to exempt NFAL or any of its affiliates or employees from, and all responsibility/liability arising from such misuse and agrees not to hold NFAL or any of its affiliates or employees responsible for any such misuse and further agrees to hold NFAL or any of its affiliates or employees free and harmless from all losses, costs, damages, expenses that may be suffered by the person accessing this information due to any errors and delays.

This report is not directed or intended for distribution to or use by any person or entity resident in a state, country or any jurisdiction, where such distribution, publication, availability or use would be contrary to law, regulation or which would subject NFAL & its group companies to registration or licensing requirements within such jurisdictions.